

Epson EB-G6000 Series

# POWERFUL PRESENTING



**3x** BRIGHTER  
COLOURS  
with Epson Projectors\*

**No.1**  
SINCE 2001

EPSON  
WORLD LEADER  
IN PROJECTORS<sup>2</sup>

**EPSON**<sup>®</sup>  
EXCEED YOUR VISION

# INSTALLATION PROJECTORS FOR PROFESSIONAL PRESENTING

Take a step up in brightness and picture quality with Epson installation projectors. Impress larger business and higher education audiences with superior image quality, up to 7,000 lumens brightness and a range of features that make high definition presenting simple, smart and professional.





**OPTIONAL LENSES**



**WIDE LENS-SHIFT**



**POINT CORRECTION**



**MONITOR AND CONTROL**



**ETHERNET CONNECTIVITY**



**EDGE BLENDING**



**INTEGRATED SPEAKER<sup>3</sup>**  
10 W



**SPLIT SCREEN**



**ARC CORRECTION<sup>3</sup>**



**5,000:1**

**HIGH CONTRAST RATIO**

## Stunning images

Deliver exceptional presentations whatever your subject. 3LCD technology ensures professional results every time. Our projectors deliver bright, true-to-life and consistent images every time. It's no wonder that we have been no.1 in projectors since 2001<sup>2</sup>.

## Innovative features

Project from any angle up to 360°, ideal for projecting images on to the floor or ceiling. For specialist events or subjects, you can even choose models with curved surface and corner wall correction enabling projection in a variety of applications.

## Simple operation

Get set up and into your presentation easily with a wide range of image adjustments including zoom and lens shift. Connectivity also covers just about any needs and includes HDBaseT transmission of video, audio, network and control signals across a single cable up to 100m.

# THE DIFFERENCE IS IN THE DETAIL

Presentations have become key elements in good communication at work and in the lecture hall. Our projectors give you the tools you need for a professional performance every time.

## Visionary technology

Whatever the venue, our range of interchangeable lenses ensures you have the perfect fit for just about any venue and subject. These projectors are also budget-friendly as they are compatible with existing EB-G5 Series optional lenses.



## Large venue coverage

HDBaseT and 3G-SDI<sup>4</sup> provide Full HD video transmission capability. In addition, HDBaseT is capable of transmitting audio and signal control over 100 metres of CAT5e/6 cable, making it an ideal choice for large venue installation.



EB-G6370



EB-G6070W




EB-G6270W



EB-G6570WU

## Projection from any angle

Flexible installation allows the projector to be rotated 360° in any direction for off-axis positioning flexibility. Epson technology keeps the projector running, whether it is projecting on a floor or on a ceiling, without compromising performance or causing overheating.



## Connection in a flash

System integration is more streamlined with Extron XTP Protocol and Control4 Simple Device Discovery Protocol. Also, HDBaseT enables easy connection of multiple inputs and control through a single cat 5/6 cable.



EB-G6770WU



EB-G6870



EB-G6970WU



# PERFECTION THROUGH INNOVATION

The Epson installation projector range gives you full control of how you present. From crucial business data to stimulating lectures and striking displays, they give you the power to share information and capture audience attention in style.

Features such as curved surface, corner wall correction and edge blending ensure flawless images even in unusual situations and when using multiple projectors, while our 3LCD technology delivers high definition images, natural colours and outstanding detail.



### Split screen

View two individual sources side-by-side on the same screen.



### EasyMP


Take network control of your projector fleet. Send a presentation to multiple projectors at the same time, and monitor, manage and configure your projector fleet centrally. To avoid interruptions you can even set up email alerts for when projector maintenance is imminent.



### True installation freedom

Set up your projector quickly and easily with vertical and horizontal lens shift. Deliver high-quality images and crisp, sharp text without distortion or scaling, whether positioned on a desk or on the ceiling, closer to the screen or at the back of a room.

This lens shift technology enables outstanding installation flexibility with an incredible range of up to  $(\pm) 67\%$  on the vertical axis and  $(\pm) 30\%$  on the horizontal axis.



### Curved surface and corner wall correction<sup>3</sup>

Maximise the potential of your projection, built-in curved surface and corner wall correction adjusts the display to maintain a distortion-free image.



### Innovative imaging technology

Project incredibly detailed images with smooth, natural colours and an exceptional greyscale range. The 3LCD technology at the heart of every Epson projector delivers equal White and Colour Light Output, and leads the way in brightness, image quality and reliability.



### Optional wireless<sup>3</sup>

Connect wirelessly to your PC using the optional wireless LAN unit and make presentations directly and securely through the wireless network with both image and audio.

### Edge blending

Create an impressive panoramic projection using Edge Blending Technology, which enables multiple projectors to be stacked horizontally or vertically to produce one huge, seamless image.



Without Edge Blending Technology.




With Edge Blending Technology.

### Exceptional White and Colour Light Output (CLO)

Benefit from the most accurate representation of true brightness and colour quality, not simply of white light. The CLO rating uses three sets of a nine-point grid to measure the primary colours – red, green and blue – and ensure that you can count on bright, colourful images even in daylight.

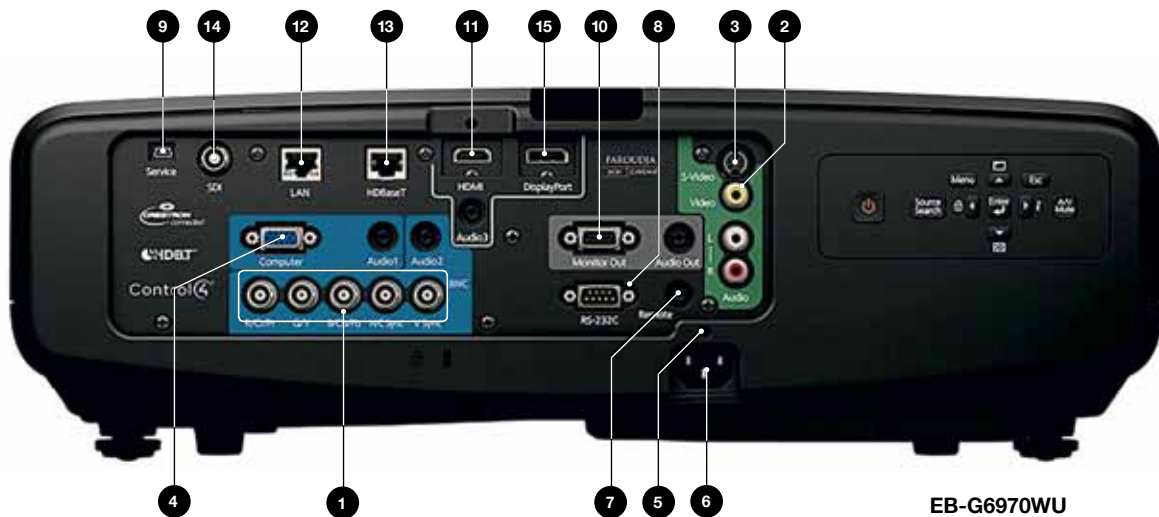
X	X	X
X	X	X
X	X	X



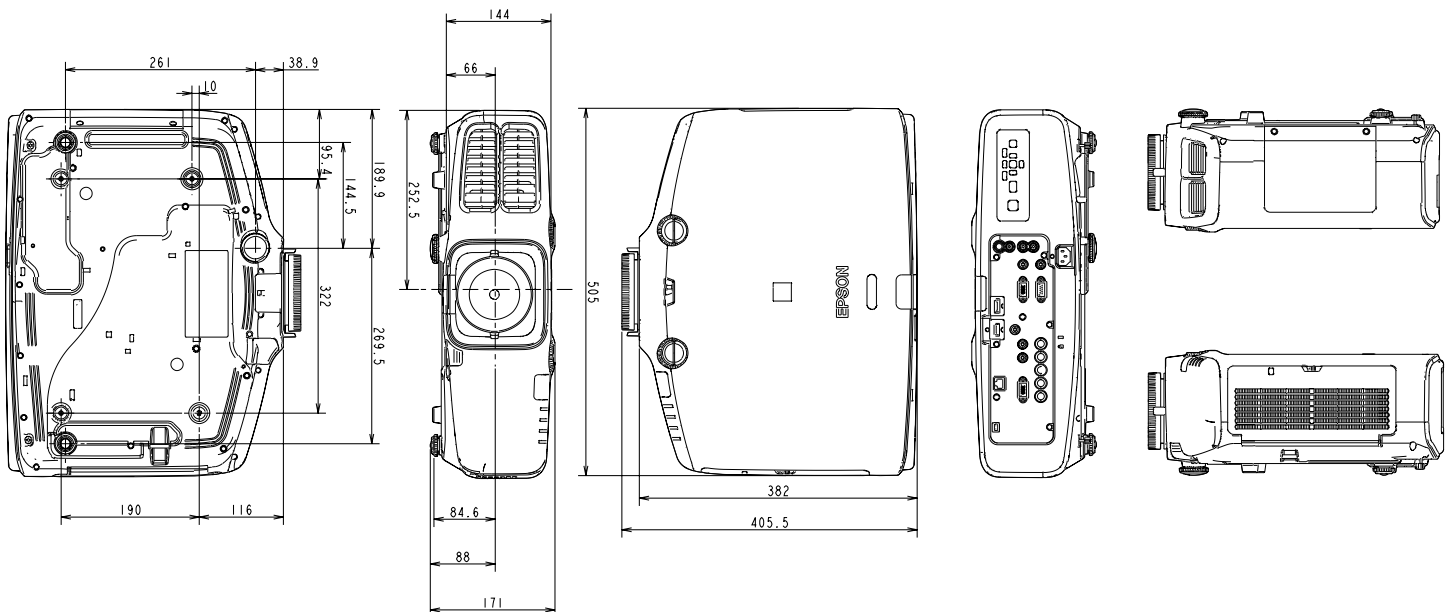
# GET CONNECTED

Offering you the widest choice of presenting options, the Epson EB-G series is compatible with a wide range of external devices and interfaces.

- |  |   |                 |
|--|---|-----------------|
| 1 BNC input port (5BNC)                  | 8 RS-232C port (Mini D-Sub 9-pin)                   | 15 Display port |
| 2 Video input port (RCA)                 | 9 Service port <sup>5</sup>                         |                 |
| 3 S-Video input port (Mini Din4-pin)     | 10 Monitor out port (Mini D-Sub15-pin) <sup>6</sup> |                 |
| 4 Computer input port (Mini D-Sub15-pin) | 11 HDMI input port (HDMI) <sup>7</sup>              |                 |
| 5 Cable holder (for power cable)         | 12 LAN port (RJ45: 100Base-TX)                      |                 |
| 6 Power inlet                            | 13 HDBaseT port (HDBaseT) <sup>8</sup>              |                 |
| 7 Remote port (stereo mini)              | 14 HD-SDI   |                 |



EB-G6970WU






## Modular lenses and projection distances

Choose the ideal lens for your venue, content and budget with six different interchangeable lens options, and mix zoom and wide-angle functions to suit.

For further flexibility and added value, lenses from the EB-G5 Series are also compatible with these models (except standard lens) – ideal for businesses looking to upgrade their installation projectors.



4:3 100in screen for XGA models  
 16:10 100in screen for WXGA models  
 16:10 100in screen for WUXGA models

### EPSON EB-G6000 SERIES: OPTIONAL LENS SPECIFICATIONS

Lens type		Rear Projection	Short Throw	Standard	Middle Throw 1	Middle Throw 2	Long Throw
Reference		ELPLR03	ELPLU01	ELPLS07	ELPLM04	ELPLM05	ELPLL06
Order number		V12H004R03	V12H004U01	V12H004S07	V12H004M04	V12H004M05	V12H004L06
Lens option							
Focus / Zoom type		Manual (no zoom)	Manual	Manual	Manual	Manual	Manual
Zoom ratio (Optical)		–	1 – 1.2	1 – 1.8	1 – 1.5	1 – 1.5	1 – 1.35
Throw ratio							
XGA models Aspect ratios	16:10, 16:9 and 4:3	0.77	0.65 – 0.79	1.29 – 2.35	2.34 – 3.56	3.49 – 5.34	5.26 – 7.12
WXGA and WUXGA models Aspect ratios	16:10 and 16:9	0.76	0.64 – 0.77	1.26 – 2.30	2.20 – 3.42	3.18 – 5.03	4.71 – 6.65
	4:3	0.91	0.77 – 0.93	1.52 – 2.76	2.64 – 4.1	3.82 – 6.04	5.65 – 7.98
F Number		2.03	2.15 – 2.33	1.65 – 2.55	1.83 – 2.45	1.83 – 2.53	1.84 – 2.32
Focal length (mm)		12.76mm	10.9mm – 12.95mm	21.28mm – 37.94mm	38.07mm – 57.09mm	56.76mm – 85.25mm	84.91mm – 114.61mm
Screen size range (Inches)		30 – 200 50 – 200	60 – 300 60 – 300	30 – 300 50 – 300	40 – 300 50 – 300	40 – 300 50 – 300	40 – 300 50 – 300
Manual lens shift XGA models	Vertical / horizontal	–	±57% / ±30% max	±57% / ±30% max	±57% / ±30% max	±57% / ±30% max	±57% / ±30% max
WXGA and WUXGA models	Vertical / horizontal	–	±67% / ±30% max	±67% / ±30% max	±67% / ±30% max	±67% / ±30% max	±67% / ±30% max
Anti-theft screw		Included	n/a	Included	Included	Included	Included
Weight		0.78kg	1.586kg	0.6kg	0.89kg	0.95kg	0.9kg

## SPECIFICATIONS

	EB-G6370	EB-G6070W	EB-G6270W
<b>Technology</b>	Epson 3LCD		
<b>LCD panel size</b> (diagonal width)	0.79 in with C2 Fine	0.76 in with C2 Fine	
<b>Scanning frequency</b> (horizontal / vertical)	15 kHz to 92 kHz / 50 Hz to 85 Hz		
<b>Resolution / aspect</b>	XGA 1024 × 768 4:3	WXGA 1280 × 800 16:10	
<b>Contrast ratio</b>	5,000:1		
<b>Colour Light Output</b> (lumens) (standard / economy)	7,000 / 4,900	5,500 / 4,455	6,500 / 4,550
<b>Lamp type</b> (standard / economy)	380W UHE		
<b>Lamp life</b> (hours) (standard / economy)	2,000 / 4,000	3,000 / 4,000	2,000 / 4,000
<b>Operating temperature</b> (Altitude 0 to 1,499m and Altitude 1,500 to 3,048m)	0 to +45°C / 0 to +40°C		
<b>Power supply</b>	AC 00 – 240 V 50 / 60 Hz, 5.7 – 2.5 A	AC100 – 240 V 50 / 60 Hz 5.0 – 2.2 A	AC100 – 240 V 50 / 60 Hz, 5.7 – 2.5 A
<b>Image size</b> (diagonal / Projected distance (standard lens))	50in – 300in / 1.3m – 8m (Zoom: Wide) 50in – 300in / 2.4m – 14.7m (Zoom: Tele)	50in – 300in / 1.4m – 8.4m (Zoom: Wide) 50in – 300in / 2.5m – 15m (Zoom: Tele)	
<b>Throw ratio</b> (standard lens)	1.29 – 2.35:1	1.26 – 2.30:1	
<b>Lens F-number</b> (F)	1.65 – 2.55		
<b>Focal length</b> (f) (mm)	21.28 – 37.94		
<b>Zoom ratio</b> (standard lens)	Optical × 1.8		
<b>Keystone correction</b> (horizontal / vertical)	±30° / ±30°		
<b>Lens shift</b> (horizontal / vertical)	+57° / +30°	±67° / ±30°	
<b>Noise</b> (standard / economy) (dB)	37 / 31		39 / 31
<b>Power consumption</b> (on / economy / network stand-by)	542W / 405W / 0.41W	477W / 405W / 0.41W	542W / 405W / 0.41W
<b>Weight</b> (kg)	9.7		
<b>Dimensions</b> W × D × H (mm)	505 × 406 × 171		
<b>Connectivity</b>	HDBaseT, HDMI in, DisplayPort in, VGA in, VGA out, 5-BNC in, Composite in, S-Video in, Cinch audio in, Stereo mini jack audio in (3x), Stereo mini jack audio out, Wired remote in, RS-232C, Ethernet interface (100 Base-TX / 10 Base-T), Wireless LAN IEEE 802.11b/g/n (optional)		
<b>Supplied accessories</b>	Power cable, computer cable, remote control, battery (Alkaline AA × 2), bundled software, lens lock screw, user's manual set, cable cover, cable clamp (for HDMI cable)		
<b>Projector warranty</b> <sup>9</sup>	36 months or 15,000 hours, whichever comes first		
<b>Lamp warranty</b> <sup>9</sup>	36 months or 1,000 hours, whichever comes first		
<b>Box size</b> W × D × H (mm) Gross Weight (kg)	762 × 432 × 324 12.9		

EB-G6570WU	EB-G6770WU	EB-G6870	EB-G6970WU
Epson 3LCD			
0.76 in with C2 Fine		0.79 in with C2 Fine	
15 kHz to 92 kHz / 50 Hz to 85 Hz			
WUXGA 1920 × 1200 16:10		XGA 1024 × 768 4:3	
5,000:1			
5,200 / 3,952		6,000 / 4,200	
380W UHE			
2,500 / 4,000		2,000 / 4,000	
0 to +45°C / 0 to +40°C			
AC100 – 240 V 50 / 60 Hz, 5.3 – 2.3 A		AC100 – 240 V 50 / 60 Hz, 5.7 – 2.5 A	
50in – 300in / 1.4m – 8.4m (Zoom: Wide) 50in – 300in / 2.5m – 15m (Zoom: Tele)		50in – 300in / 1.3m – 8m (Zoom: Wide) 50in – 300in / 2.4m – 14.5m (Zoom: Tele)	
1.26 – 2.30:1		1.29 – 2.35:1	
1.65 – 2.55			
21.28 – 37.94			
Optical ×1.8			
±30° / ±30°			
±67° / ±30°		+57° / +30°	
39 / 31			
504W / 405W / 0.41W		542W / 405W / 0.41W	
9.7		9.6	
505 × 406 × 171			
HDBaseT, HDMI in, DisplayPort in, VGA in, VGA out, 5-BNC in, Composite in, S-Video in, Cinch audio in, Stereo mini jack audio in (3x), Stereo mini jack audio out, Wired remote in, RS-232C, Ethernet interface (100 Base-TX / 10 Base-T), Wireless LAN IEEE 802.11b/g/n (optional)		HDBaseT, HDMI in, DisplayPort in, VGA in, VGA out, 5-BNC in, Composite in, S-Video in, Cinch audio in, Stereo mini jack audio in (3x), Stereo mini jack audio out, Wired remote in, RS-232C, Ethernet interface (100 Base-TX / 10 Base-T)	
Power cable, computer cable, remote control, battery (Alkaline AA × 2), bundled software, lens lock screw, user's manual set, cable cover, cable clamp (for HDMI cable)			
36 months or 15,000 hours, whichever comes first			
36 months or 1,000 hours, whichever comes first			
762 × 432 × 324 12.9			

## Accessories

Epson offers a wide range of accessories including lenses, ceiling mounts and wireless LAN units. To view the full range visit [www.epson-europe.com](http://www.epson-europe.com)



### Ceiling mount high ELPMB22

– Tailor-made ceiling mount for easy installation and security



### Wireless LAN unit ELPAP07

– Easy installation USB adapter  
– Make fast, secure presentations across a wireless connection with EasyMP Network Projection or Epson's iProjection app

## Better Products for a Better Future™

<sup>1</sup> Compared to leading 1-chip DLP business and education projectors based on NPD data, July 2011 through June 2012.

Colour brightness (Colour Light Output) measured in accordance with IDMS 15.4. Colour brightness will vary depending on usage conditions. For more information please visit [www.epson.eu/CLO](http://www.epson.eu/CLO)

<sup>2</sup> Survey conducted by FutureSource Consulting Limited for the period from 2001 to 2013.

<sup>3</sup> Not on all models.

<sup>4</sup> EB-G6970WU only.

<sup>5</sup> For maintenance personnel only. Should not normally be used.

<sup>6</sup> Only analog RGB signals can be output from the BNC port and the Computer port.

<sup>7</sup> The projector does not have a built-in speaker, so there is no audio output.

<sup>8</sup> Use a category 5e or category 6 shielded LAN cable.

<sup>9</sup> The warranty can be extended for the EB-G6870 and EB-G6970WU up to 5 years for the projectors and up to 5 years for the lamps or 3,000 hours (whichever comes first) with the Epson Cover Plus Packages. Warranty offers are not available for all countries.

Please contact your local Epson representative.

For further information please contact your local Epson office or visit [www.epson-europe.com](http://www.epson-europe.com)

**Austria** 01 253 49 78 333 **Belgium** +32 (0)2 792 04 47 **Czech** 800/142 052 **Denmark** 44 50 85 85 **Finland** 0201 552 091 **France** 09 74 75 04 04  
(Cost of local call, operator charges may apply) **Germany** +49 (0) 2159/92 79 500 **Greece** 210-8099499 **Hungary** 06800 147 83 **Ireland** 01 436 7742  
**Italy** 02-660321 10 (0,12 €/min) **Luxembourg** +352 27860692 **Middle East** +9714 8872172 **Netherlands** +31 (0)20 708 5099 **Norway** +47 67 11 37 00  
**Poland** 0-0-800 4911299 (0,16 zł/min) **Portugal** 707 222 111 **Russia** (095) 777-03-55 **Slovakia** 0850 111 429 **South Africa** (+2711) 465-9621  
**Spain** 93 582 15 00 **Sweden** 0771-400135 (Mobilsamtal – 0,99 kr/min, Lokala samtal – 0,30 kr/min, Utlandssamtal – 0,89 kr/min) **Switzerland** 022 592 7923  
**Turkey** (0212) 3360303 **United Kingdom** 0871 222 6702

Trademarks and registered trademarks are the property of Seiko Epson Corporation or their respective owners.  
Product information is subject to change without prior notice.

**EPSON®**