

SureColor SC-F10000 and SC-F10000H

Built for performance
Designed for reliability



EPSON[®]
EXCEED YOUR VISION

Raise productivity standards with industrial-level dye sublimation printing

Introducing the SureColor SC-F10000 and SC-F10000H 76-inch dye-sublimation printers. The result of many years' design, development and refinement, these large format printers are built for consistency, reliability and high-quality throughout.

Designed primarily for fast, high-volume printing, these models are ideal for a range of applications, including fashion, sportswear, home furnishings and soft signage, and many more. The printers excel at high-speed printing¹, thanks to the PrecisionCore MicroTFP printhead's accurate ink placement and a highly efficient dryer. The printhead also ensures unbeatable image quality. You can increase productivity by reducing downtime with a bulk ink solution that offers a choice of 3-litre or 10-litre ink packs, as well as with the hot-swap function.

SC-F10000

The SC-F10000 delivers consistent, high-quality performance thanks to Epson's experience in dye-sublimation and direct-to-garment (DTG) printing. This 4-colour printer is ideal for printing soft signage and fashion garments, as well as home textiles and furnishings.



SC-F10000H

The SC-F10000H is a 6-colour printer that offers greater flexibility for different applications with the option of printing either with genuine fluorescent yellow and fluorescent pink ink, or setting it up instead with light cyan and light magenta inks. The fluorescent ink solution is ideal for printing eye-catching fashion, sportswear and high-visibility workwear garments. The light cyan and light magenta ink set option offers the opportunity to expand your application range by printing a wider variety of signage, including exhibition and corporate banners, advertising banners for conferences and display signage for retail environments.





76-inch
print width

SC-F10000 - 12,800 nozzles
across 4 printheads
SC-F10000H - 19,200 nozzles
across 6 printheads

Clear, user-friendly
operation with an intuitive
9-inch user interface

Epson Precision
Dot Technology
built in

Signal light to clearly
indicate the printer's status

SC-F10000

SC-F10000H

Dual 3-litre or 10-litre
ink packs

Accurate take-up

4L waste bottle with weight
sensor to detect when near
full level is reached

Hot-swap function

Improved drying
at speed with a
highly efficient dryer



Deliver remarkable levels of quality and consistency

Every component has been specially designed, not only to enhance the user experience, but to help you increase output, improve efficiency and lower costs.

High quality you can depend on

The large PrecisionCore MicroTFP printhead features 3,200 nozzles per head and combines 4 heads (6 heads for the SC-F10000H). Its 4.7-inch width enables printing on large surfaces. Built-in Epson Precision Dot Technology blends three dedicated technologies – halftone, LUT and Micro Weave – to deliver a superior print finish.



Precision Dot Technology

High speed drying abilities

Your success often depends on speed. That's why these printers feature a dryer that eliminates unwanted ink transfer. The media surface temperature is efficiently controlled through heaters both on the front and back of the media. This results in the elimination of wrinkling caused by insufficient drying.



Dryer

Ink supplies that keep you running for longer

High productivity requires maximum uptime. The printers benefit from our Bulk Ink Solution, giving you full flexibility with dual 3-litre or dual 10-litre ink packs, or a mixture of both sizes. The system is supported by Epson's hot-swap function that's designed to keep you running without interruption. You will be notified through the GUI and Production Monitor when you need to change the ink supplies, but the machine will automatically swap ink.



Hot-swap function

Clear, user-friendly operation

On the 9-inch LCD touch panel you'll find all the information and control you need, right at your fingertips. A progress bar gives you everything you need to know about the job and the time remaining, while other facts and figures, such as temperature and humidity in the operating environment are also available, along with critical information about supplies and parts consumption.

Easy media set

An integrated media loader to both in-feed and out-feed, as well as a simple media path, ensures setting media is easy. In addition Epson's synchronised media feeding and take-up operation can be performed with one switch, making the task effortless too.

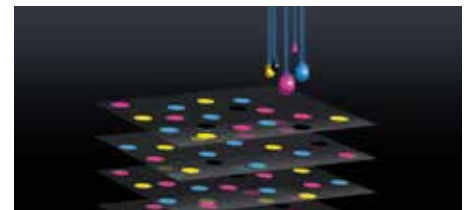
Master high-productivity with purpose-built technology

Achieve outstanding productivity with our fine-tuned technologies to drive your business.

Set your next job in motion and let Epson's renowned reliability take the strain. With a variety of controls in place to ensure accuracy and maintain media feed, small adjustments can be made automatically when needed. Large and urgent production runs become significantly less stressful. Whatever the job, Epson can handle it.

Impressive levels of accuracy

Our multi-layer halftone ensures dot placement error is not a concern. The reprographic technique works by building multiple layers of halftone, resulting in a significant reduction in graininess.



Multiple layers of halftone

Automatic adjustments for peace-of-mind


With Epson's auto-adjustment technology, the printer itself ensures everything is running smoothly. For on-going monitoring, a highly accurate RGB camera on the printhead reads the printed pattern, enabling Epson's software to apply any required adjustments.



RGB camera

Stable feeding, whatever the media

Consistent, high-quality printing is the result of high media feeding accuracy. Advanced Auto Tension Control (Ad-ATC) delivers stable feeding, thanks to synchronisation of the feed motor and roll drive motor. This minimises negative effects caused by variations in media weight, roll core shape, diameter, or media tackiness.



Auto Tension Control

Compact and robust design

Industrial space comes at a premium, so the footprint of the SC-F10000 and SC-F10000H is almost half that of some competitors' printers; and the metal outer panels ensure the printers are robust enough to work in the toughest industrial environments.



Metal outer panels

Rely on Epson every step of the way

Epson offers the complete solution – printer, inks, media, software and support – so everything is designed to work in perfect harmony. Not only does that ensure compatibility across the entire printing process, but it means you get Epson expertise from start to high-quality finish.

Monitor production levels in real time

With the Epson Cloud Solution PORT app for smartphone and tablet, you can check the status of your printer fleet and manage it anytime, anywhere. The app enables you to view a clear picture of the operational status for all your printers via the Production Monitor dashboard, which you can configure to suit your needs and preferences.

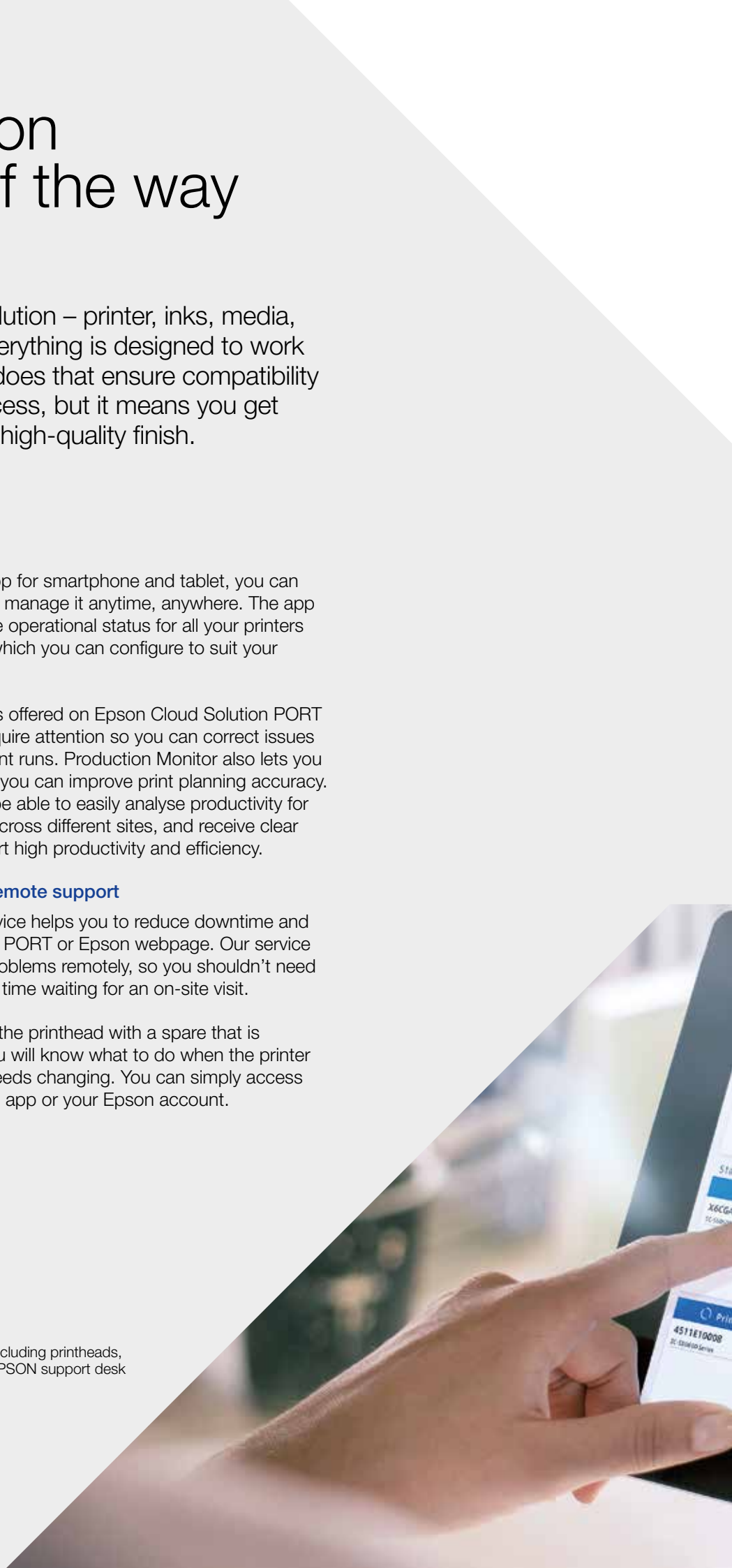
Production Monitor is one of the services offered on Epson Cloud Solution PORT and identifies any urgent actions that require attention so you can correct issues immediately to minimise disruption to print runs. Production Monitor also lets you see when jobs have been completed so you can improve print planning accuracy. Using the detailed data available, you'll be able to easily analyse productivity for a fleet of printers located at one site or across different sites, and receive clear operational updates every day, to support high productivity and efficiency.

Improve uptime with self-repair and remote support

Our proactive Self-Repair CoverPlus service helps you to reduce downtime and is available via the Epson Cloud Solution PORT or Epson webpage. Our service team will aim to diagnose and resolve problems remotely, so you shouldn't need to call out an engineer and lose valuable time waiting for an on-site visit.

We will also train you on how to replace the printhead with a spare that is supplied with the printer. That means you will know what to do when the printer automatically advises that a printhead needs changing. You can simply access the Self-Repair CoverPlus service via the app or your Epson account.

This printer has replacement maintenance parts, including printheads, and the lifetime information can be found via the EPSON support desk <https://www.epson.co.uk/support>



Epson Edge Print software maximises performance

Epson Edge Print software is included with the printer. Developed to maximise the performance of the PrecisionCore MicroTFP printheads, it is easy to use with an intuitive interface for an easy three-step operation. The feature-rich software includes step and repeat, hot folders and colour replacement for matching spot colours. These features help to maintain high-quality production.

A variety of EMX files

Epson connectedness extends from your factory floor to the cloud. With dashboard support, there's a choice of EMX files to help select the correct profiles and machine settings so that you can achieve the best possible quality, again and again.

Calculate the value of each print

Work in harmony with the LFP Accounting tool to help you calculate the cost of each print, based on ink and paper consumption. This gives you better visibility and the ability to plan each job effectively.

Step and repeat

Combine designs quickly and easily to build seamless patterns covering the desired size or full width of your media and with the ability to offset either horizontally or vertically.

Managing the workload

With Epson Edge Dashboard's intuitive, user-friendly interface and remote monitoring, it's easy to manage up to ten printers to optimise productivity.



Production Monitor

	SC-F10000	SC-F10000H
Printhead configuration	PrecisionCore MicroTFP Printhead 1,600 nozzles x 2 lines x 4 heads	PrecisionCore MicroTFP Printhead (C,M,Y,K, lc,lm) or (C,M,Y,K, fp,fy) 19,200 nozzles (3,200 nozzles x 6 colours)
Maximum print speed (1.1 pass 300 x 600 dpi ²)	255m ² /hr	246m ² /hr
2.1 pass print speed (2.1 pass 600 x 600 dpi ³)	150m ² /hr	144m ² /hr
4.3 pass print speed (4.3 pass 600 x 600 dpi ³)	74m ² /hr	72m ² /hr
Max print resolution	1,200 x 1,200 dpi (With 300 x 300 dpi 16 Half Tone layers)	
Max. media width	1,950 mm	
Roll outer diameter	250 mm	
Reel outer diameter	250 mm	
Max. roll weight	60 Kg	
Number of inks	2 x 4 colours (C,M,Y,K)	2 x 6 colours (C,M,Y,K, lc,lm) or (C,M,Y,K, fp,fy)
Ink capacity	3L or 10L	
Dimensions (Width x Depth x Height)	4,607 x 1,303 x 1,886 mm	5008 x 1,303 x 1,886 mm
Weight (without ink)	736 Kg	767 Kg
Control panel	9.0 inch Touch Panel	
Voltage	AC 200-240V x 2	
Connectivity	USB 3.0 : 1000 Base-T	
Software	Epson Edge Print Pro	

Ink	SKU	SC-F10000	SC-F10000H
UltraChrome DS High Density Black (10ltr)	C13T43H140	•	•
UltraChrome DS Cyan (10ltr)	C13T43H240	•	•
UltraChrome DS Magenta (10ltr)	C13T43H340	•	•
UltraChrome DS Yellow (10ltr)	C13T43H440	•	•
UltraChrome DS High Density Black (3ltr)	C13T43B140	•	•
UltraChrome DS Cyan (3ltr)	C13T43B240	•	•
UltraChrome DS Magenta (3ltr)	C13T43B340	•	•
UltraChrome DS Yellow (3ltr)	C13T43B440	•	•
UltraChrome DS Light Cyan (10ltr)	C13T43H540		•
UltraChrome DS Light Magenta (10ltr)	C13T43H640		•
UltraChrome DS Fluorescent Yellow (10ltr)	C13T43H740		•
UltraChrome DS Fluorescent Pink (10ltr)	C13T43H840		•
UltraChrome DS Light Cyan (3ltr)	C13T43B540		•
UltraChrome DS Light Magenta (3ltr)	C13T43B640		•
UltraChrome DS Fluorescent Yellow (3ltr)	C13T43B740		•
UltraChrome DS Fluorescent Pink (3ltr)	C13T43B840		•

Consumables	
Waste ink bottle	C13S210071
Wiper roll	C13S210065
Cleaning kit	C13S210103

Options	
Take up media holder	C12C933881
Take in media holder	C12C933901
Media cleaner brush	C12C936031
Presser roller spacer	C12C936041

Warranty	SC-F10000	SC-F10000H
1yr Onsite service	CP01OSSECF84	CP01OSWHCF83
1yr Onsite self repair service with customer replaceable heads	CP01OSCRCF84	CP01OSCRCF83
3yr Onsite self repair service with customer replaceable heads	CP03OSCRCF84	CP03OSCRCF83
5yr Onsite self repair service with customer replaceable heads	CP05OSCRCF84	CP05OSCRCF83



Epson Edge Print

1. SC-F10000 prints up to 255m²/hr, SC-F10000H prints up to 246m²/hr
2. With 300 x 300 dpi 2 Half Tone layers
3. With 300 x 300 dpi 4 Half Tone layers

For more information please contact:



Home users: 0343 90 37766
Business users*: 0871 42 37766
Republic of Ireland: 01 436 7742

Or visit us at www.epson.co.uk/contactus

* 10p per minute plus network extras.

Trademarks and registered trademarks are the property of Seiko Epson Corporation or their respective owners. Product information is subject to change without prior notice.

EPSON®