



Switch to smarter presentations



Why choose Epson?

Epson, the market leader in projectors since 2001¹, offers display solutions with a superior viewing experience compared to flat panel screens, helping to increase audience engagement.

Introducing a wide range of innovative features for enhanced image quality, reliability and flexibility, Epson's solutions are the clear choice.

Large, scalable displays to create agile working environments in a variety of spaces. Enjoy hassle-free connectivity for users and seamless connectivity to existing IT infrastructures.



**EPSON
WORLD LEADER
IN PROJECTORS¹**





Great content and the right display size

The right display size for your room maximises audience engagement. Unlike fixed flat panel displays, Epson's scalable solutions project incredible quality displays up to 500".



Unrestricted viewing experiences

A relaxed viewing environment helps the audience concentrate on the information presented. Epson display solutions avoid the glare, blind spots and fingerprints associated with screens and can be viewed without obstruction from anywhere in the room, creating equal opportunities and engagement for all.



Hassle-free connectivity

Epson display solutions offer both wired and wireless connectivity, and our iProjection App makes it easy for people to stream and share from their own devices².



Outstanding quality

Project vivid, engaging images in up to Full HD, even in brightly lit rooms, with Epson 3LCD technology. The high resolution and high contrast ratios deliver rich colours and brightness up to three times that of 1-chip DLP projectors³.



An end to maintenance cycles

Epson's fit-and-forget display solutions combine performance with reliability, meaning lower costs, longer life cycles and impressive warranties of up to five years. You can count on up to 17,000 hours life for lamps and up to 30,000 hours for laser light sources.



A sustainable IT choice with TCO Certified

Unlike flat panels, many of our business projectors are TCO Certified⁴. This is independent affirmation that Epson is making responsible choices and reaching sustainability standards that are recognised across the globe.

The choice is clear

When choosing the right display solution for your business, you'll soon discover Epson displays hold many advantages over flat panels.

Easier on the eye

Flat panels can appear pixelated when you view them close-up for long periods, causing tired eyes. Epson projectors are less pixelated and selected models feature automatic light adjustment, making for a comfortable experience.

Unrestricted viewing

Unlike flat panels, Epson projectors have no blind spots or restricted viewing angles, making it easier to see content even from the sides of a room. There are no visible finger marks left on the screen, and when using Epson displays with anti-bacterial whiteboard surfaces, it eradicates any breeding ground for bacteria and viruses.

Scalable displays

Thanks to scalability and flexibility, Epson projectors suit rooms and audiences of every size. Their ability to deliver large-scale, data-heavy content makes it more comfortable and engaging for the audience to view. With Epson projectors, you have the flexibility to scale a display up to 500", in multiple aspect ratios. You can also connect multiple projectors to create one large seamless display.

Mobile presenting

With most of our projectors, you aren't restricted to one room, one venue, one setting. They're lightweight, portable and easy to set up.

Easy and cost-effective to install

Flat panels are heavy, require strong walls and a lot more physical exertion to install. Connecting Epson projectors to your business couldn't be easier. Simple to install, they're also fully compatible with most industry-standard image software and collaboration tools.

Enterprise security with peace of mind

Thanks to Epson enterprise security, our projectors operate in a network that can't be accessed wirelessly without a password. Also, any saved data and annotations made on our interactive displays can be encrypted and password protected.

Make the sustainable choice

Unlike flat panels, many Epson business projectors are TCO Certified⁴, meeting the world's most comprehensive sustainability certification for IT products. To achieve that, we set the highest standards in our supply chains and factories, and offer environmentally responsible take-back and recycling schemes. This helps your organisation to meet your own social responsibility goals.



True colours, beautiful detail

Epson's 3LCD technology produces high-resolution images with rich, life-like colours at levels of brightness that make presentations clear and engaging, even in well-lit environments.

Images are up to three times brighter than 1-chip DLP projectors³ and achieve levels of quality, versatility and creative freedom greater than flat panel displays.





High brightness

Inspire and engage audiences by bringing subjects to life with the brightest, most colourful images. With equally high White and Colour Light Output, whatever the subject, you can count on that level of brightness for all content across the entire screen.



Higher contrast, amazing clarity

Project every detail even on the biggest screens with high contrast ratios up to 2,500,000:1. This means that the brightest white is 2,500,000 times brighter than the darkest black, bringing content to life.



Full HD for total clarity

Reproduce every detail to add clarity to any scenario with resolutions up to Full HD. Create sharper text and high definition images that are easier on the eye and get your message across more effectively.



Agile collaborative spaces

Transform your workspace with large, scalable displays. Epson's easy-to-use display solutions are designed to enrich collaborative and agile working environments. They boost engagement, and promote greater knowledge sharing with students, colleagues, clients and conference delegates using the latest and most versatile connectivity options.



Flexible display options and sizes

Deliver impactful sessions with a choice of display options and sizes* at one fixed cost:

Up to 100" (16:9 standalone)

Up to 120" (16:6 standalone)

Up to 155" DuoLink interactivity (EB-1485Fi only), which combines two interactive displays using edge blending.

Collaborate and connect

Create agile working environments and share content quickly and simply with easy-to-use, intuitive on-screen interfaces and optional pen or finger touch on the interactive models.

Wirelessly connect any mobile device with Epson iProjection App or Screen Mirroring (Miracast) functionality*. Compatible with Windows, MacOS, iOS, Android and Chromebooks, iProjection is free to download and allows the user to display content from multiple devices and platforms whilst retaining control over what is displayed and when.

Optimise meeting interactions

Combine up to four sources, such as video conference systems from multiple video sources and presentations, by creating a sliding split screen*.

Fit and forget laser technology*

Use for up to 30,000 hours (Eco mode) without any maintenance, with the additional peace of mind of a five-year warranty.

Interactive displays

EB-725Wi, EB-735Fi, EB-1480Fi, EB-1485Fi

Lamp models: EB-536Wi, EB-680Wi, EB-685Wi, EB-695Wi

Non-interactive displays

EB-L200SX, EB-L200SW, EB-720, EB-725W, EB-735F

Lamp models: EB-530, EB-535W, EB-685W



EB-1485Fi

Multiple display options and sizes up to 155" (with DuoLink interactivity)

5,000lm, Full HD 1080p resolution, 16:6 wide display

Touch and dual pen interactivity

Built-in digital whiteboard

Multiple connectivity options including HDMI out and HDBaseT

Built-in wireless and Screen Mirroring (Miracast)

Split-screen interactivity

Built-in OPS slot for a mini PC

Five year warranty

* Not available on all products, please check product specifications for details.

Versatile, scalable display solutions

Bring presentations for audiences of any size to life with our mainstream business displays. Versatile connectivity and installation options mean, whatever your budget, there is a display to suit your needs.

Bright, scalable and affordable

EB-992F

Full HD resolution – 1080p

Flexible installation or move between rooms

Up to 300" scalable display

Built-in wireless and Screen Mirroring (Miracast)

Up to 17,000 hours lamp life (in Eco mode)

Other models in range EB-S39, EB-E20, EB-X49, EB-W42, EB-W49, EB-982W, EB-FH52



Portable, slim and lightweight for truly mobile presenting

EB-1795F

1.8kg

Full HD resolution – 1080p

Up to 300" scalable display

Built-in wireless and Screen Mirroring (Miracast)

Up to 7,000 hours lamp life (in Eco mode)

Other models in range EB-1780W





Compact displays with flexible connectivity either mounted or mobile

EB-2265U

Full HD resolution – WUXGA

Up to 300" scalable display

Built-in wireless and Screen Mirroring (Miracast)

HDBaseT and HDMI

Up to 10,000 hours lamp life (in Eco mode)

Other models in range EB-2250U, EB-2255U



Smart fit and forget entry-level laser solutions

EB-L200F

Full HD resolution – 1080p PS

Up to 500" scalable display

Built-in wireless and Screen Mirroring (Miracast)

Up to 30,000 hours life (in Eco mode)

Other models in range EB-L200W, EB-L510U, EB-L610U, EB-L615U





Create the right impression

Make your workplace more inviting to visitors and employees with Epson's lighting and signage solutions. Display up-to-the-minute information to reflect promotional and seasonal messaging.

Flexible mounting options mean projectors can be mounted out of sight and reach on ceilings, walls and lighting tracks for dynamic, impactful signage that doesn't clutter your environment. And, with a maintenance-free life of up to 20,000 hours, these laser light-source products are the ideal solution for displaying engaging messaging.



EB-800 Series

EB-800F, EB-805F



5,000lm with Full HD 1080p resolution
Ultra-short-throw with edge blending support
Scalable and affordable signage display solution
Other models in range EB-750F, EB-755F

EV-100 Series

EV-100, EV-105



2,000lm
Transform work spaces with experiential lighting
and signage projection
Add information and entertainment to objects and
surfaces, even glass

Other models in range EB-W70, EB-W75, EB-
U50, EB-L250F, EB-L255F

Premium solutions for large audiences

Take your visual creativity to the next level with our breathtaking laser installation projectors.

Create superb projections with Epson's range of installation projectors in up to 30,000lm brightness. Transform larger spaces, auditoriums and even buildings with creative display and mapping solutions using Epson laser installation projectors.



Superb image quality

Enjoy the improved texture and exceptional sharpness, clarity and detail of laser projectors with native 4K and 4K enhancement technology.

Flexibility

A wide choice of interchangeable lenses makes finding the perfect solution for a new or upgraded projection set-up easy. Even short projection distances can be achieved with the optional ultra-short-throw, zero-offset lenses (available on selected models). Motorised optics, advanced geometric correction and 360 degree projection facilitate fast and flexible installation, while portrait projection and edge-blending offer even wider scope for creating stunning, seamless displays in large environments.

Better connections

Integrate easily into almost any IT set-up with advanced connectivity features. Offering HDMI, HDBaseT and RJ45 support across the range, it is easy to connect and control your display. Advanced models in the range support SDI input and interchangeable interface boards.

High reliability

The inorganic phosphor wheel offers superior light- and heat-resistance and excellent reliability, resulting in a light source which is maintenance-free for up to 20,000 hours.

EB-L1000 Series

EB-L1050U, EB-L1070U,
EB-L1075U, EB-L1490U,
EB-L1495U, EB-L1500UH,
EB-L1505UH, EB-L1715S,
EB-L1750U, EB-L1755U



EB-L20000 Series

EB-L12000Q, EB-L20000U



EB-L30000U



Bring content into a new dimension

Bring subjects to life by capturing and recording 3D objects and putting them on the big screen. These compact high-resolution video cameras are easy to connect to your projector, whether you're at home or in the office.

Crisp detail

Capture and record pictures and objects in Full HD using the high-resolution 2-megapixel camera. The optical and digital zoom provides ultra-sharp detail and magnification. Rely on smooth video with no motion blur thanks to a high frame rate of 30 frames per second.

Large, real life image capture

Enjoy full flexibility from any angle by rotating the camera and amplifying content. Easily capture larger materials up to A3 in size – from full A4 textbook spreads to large 3D objects – without having to reposition them.



Easy operation, simple control

Access camera controls easily on-screen for hassle-free presenting without having to move between PC, projector and camera.



A versatile presenting partner

Recordings of images, clips, screen pictures and annotations from another device can be saved and viewed using the SD card slot and reader.



Microscope attachment included

Included as standard on ELPDC13 and ELPDC21.



Visualisers

ELPDC07, ELPDC13, ELPDC21
Supplied with carry case.




Optional accessories

Every environment and every presentation is different, so we offer a wide range of solutions to create your perfect projector package, including lamps, ceiling mounts, screens and lenses.



Epson genuine lamps

Guarantee the best, brightest and most consistent images for longer with genuine Epson lamps. They guarantee the best image quality, maximise reliability, minimise maintenance and ensure ongoing comprehensive warranty cover.



Ceiling mounts

Fit your projector perfectly to your venue and ensure flexibility, safety and security with tailor-made mounts.



2.4GHz wireless LAN adapter ELPAP10

2.4/5GHz wireless LAN adapter ELPAP11

Make fast, secure, wireless presentations with this USB adapter. Selected product compatibility.



Active speakers ELPSP02

Add powerful audio to any meeting space solution with compact speakers.



Control and connection box ELPCB03

Benefit from greater device connectivity, ease of use and neat cable management. This convenient, wall-mounted box boasts a direct source button for 3x HDMI connectivity and split screen support.

Building solutions

We have built innovative relationships with leading technology companies to enhance the presenting experience even further. From wireless presenting and remote conferencing to whiteboard software, digital content and device control, we make sure that every element adds value and has guaranteed compatibility. This ensures you have the most up-to-date systems, now and in the future.



Crestron

Crestron automation and control solutions allow you to control entire environments with the push of a button, integrating systems such as AV, lighting, shading, security, BMS and HVAC. Monitor, manage and control everything from one platform.



Extron

Extron designs advanced technologies that create impressive-looking images, high-quality sound, and systems that are easy to control and work reliably. Extron's asset management tools help technology professionals manage large numbers of audio/visual systems.



Smit Visual

Smit Visual is a leading Dutch manufacturer of visual supplies, such as whiteboards and projection boards.



Mozaik Education

Mozaik offers market leading interactive educational K-12 content (3D scenes, videos, apps, games, etc) for all subjects with built-in whiteboarding functions, LMS, homework and classroom management features.



TeamMate

TeamMate is a leading manufacturer of contemporary and innovative audio/visual and collaborative furniture solutions for education, corporate and retail spaces.

Enhance your projector's capabilities

Inspiring presentations and innovative solutions go hand-in-hand. That's why we have developed a dynamic portfolio of advanced display tools. Epson solutions will optimise your business productivity and give you a platform to deliver your best work and ideas.

As the world's leading projector manufacturer¹, we enable you to present the way you want, where you want, easily and effectively. To discover just how much more flexible your current Epson display solution could be, visit www.epson.co.uk/epson-projector-software



Stream, share and collaborate

Wirelessly stream and share

iProjection for PC / Mac

Wireless Screen Mirroring solution that utilises the built-in Wi-Fi connection of the presenter's device to stream and share content to the projector. Up to 50 devices can be connected to the same projector and up to four can present their content at the same time. The built-in moderator mode allows one user to take control of incoming content from the connected devices.

iProjection App for iOS / Android

Feature-rich BYOD solution for smartphones and tablets allows users to stream and share content, annotate and even control the projector, all directly from their devices. There is also a multi device mode for group collaboration. The built-in moderator mode allows one user to take control of incoming content from the connected devices.

iProjection App for Chromebooks

Supports fully mirrored display of all your Chromebook content including Google Docs, Slides, Sheets and Chrome browser.

Screen Mirroring (Miracast)

Industry-wide standard that enables Screen Mirroring from compatible smartphones, tablets and PCs to enhance BYOD flexibility and provide the freedom of wireless connectivity.

Interactivity and collaboration

Easy Interactive Tools

Gives you annotation and drawing capability on projected images or a whiteboard. You can also perform simple control of your document camera and projector.

Some software solutions may be restricted to selected models only. Please refer to product specifications.

Projector management solutions

Monitoring and control

Epson Projector Management

The free-to-download centralised management utility lets IT, facilities and network managers efficiently monitor, control and manage their display solution fleet. The software is also compatible with PJLink certified devices.

Functions include operation status, error reporting and input source switching. The scheduling feature can power down all the projectors in a building, while error monitoring helps avoid delays and downtime.

Epson Professional Projector Tool

Simplify multi-projector installations with intuitive geometry corrections such as edge-blending and adjustment for curved surfaces, plus colour-matching and brightness controls.

Content management

Epson Projector Content Manager

Add images and videos to playlists, and save them on an external storage device (SD card or USB drive). Insert the storage device into the projector to easily project your playlist content without using a cable connection. Add custom shape filters, overlay effects and scheduling.

Some software solutions may be restricted to selected models only. Please refer to product specifications.



Utilities

Display size calculator

Work out the ideal display size for your room based on room dimensions, layout and number of seats.

www.epson.co.uk/display-size-matters

Display TCO calculator

Comparison tool to show how much you can save on running costs by switching to Epson display solutions versus conventional flat panels or other projector brands.

www.epson.co.uk/display-tco

Throw distance calculator

Easily work out image sizes and projection distance dimensions across our entire projector range. Simply select your desired screen size or the projection distance, and the smart online tool will automatically calculate all the necessary installation dimensions.







www.epson.co.uk/distancecalculator








Lens distance calculator







Calculate the screen size or throw distance, based on your projector and lens selection. Also includes some fixed lens projectors.








www.epson.co.uk/lens-distance-calculator
















Model	EB-536Wi	EB-685Wi	EB-680Wi	EB-695Wi	EB-725Wi	EB-735Fi
						
Resolution	WXGA (1280 x 800)	WXGA (1280 x 800)	WXGA (1280 x 800)	WXGA (1280 x 800)	WXGA (1280 x 800)	Full HD (1920 x 1080)
Native aspect	16:10	16:10	16:10	16:10	16:10	16:9
Colour Light Output (lumens) normal / eco	3,400 / 1,900	3,500 / 2,900	3,200 / 1,800	3,500 / 2,900	4,000 / 2,800	3,600 / 2,500
Contrast ratio	16,000:1	14,000:1	14,000:1	14,000:1	2,500,000:1	2,500,000:1
Light source	Lamp	Lamp	Lamp	Lamp	Laser	Laser
Light source life (hours) normal / eco / eco2	5,000 / 10,000 / N/A	5,000 / 10,000 / 9,000	5,000 / 10,000 / N/A	5,000 / 10,000 / 9,000	20,000 / 30,000 / N/A	20,000 / 30,000 / N/A
Throw ratio in native aspect	0.48:1	0.28:1	0.28:1	0.28:1	0.28 - 0.37	0.26 - 0.36
Scalable image size (diagonal)	53 - 116"	60 - 100"	60 - 100"	60 - 100"	65 - 100"	65 - 100" / 16 x 9 aspect 60 - 110" / 16 x 6 aspect
Zoom	Digital x1.35	Digital x1.35	Digital x1.35	Digital x1.35	Digital x1.35	Digital x1.35
Vertical keystone	Manual ±7°	Manual ±3°	Manual ±3°	Manual ±3°	Manual ±3°	Manual ±3°
Horizontal keystone	Manual ±5°	Manual ±3°	Manual ±3°	Manual ±3°	Manual ±3°	Manual ±3°
Lens shift	N/A	N/A	N/A	N/A	N/A	N/A
Speaker output	16W	16W	16W	16W	16W	16W
Connectivity	VGA in x2, VGA out, Composite RCA, S-Video, USB Type B, USB Type A, HDMI, RS-232C	VGA in x2, VGA out (switchable), HDMI x3, Composite RCA, S-Video, USB Type A, USB Type B, MHL (via HDMI 1), RS-232C, Sync in, Sync out	VGA in x2, VGA out (switchable), HDMI x3, Composite RCA, S-Video, USB Type A, USB Type B, MHL (via HDMI 1), RS-232C, Sync in, Sync out, Touch unit control	VGA in x2, VGA out (switchable), HDMI x3, Composite RCA, S-Video, USB Type A, USB Type B, MHL (via HDMI 1), RS-232C, Sync in, Sync out	VGA in x2, VGA out, HDMI x3, Composite, USB Type A x2, USB Type B x2, RS-232C, Sync in, Sync out, Touch unit control (optional), Screen Mirroring (Miracast), Wireless LAN	VGA in x2, VGA out, HDMI x3, Composite, USB Type A x2, USB Type B x2, RS-232C, Sync in, Sync out, Touch unit control (optional), Screen Mirroring (Miracast), Wireless LAN
Audio connectivity	RCA pair in, Stereo mini in x2, Stereo mini out, Microphone input	Stereo mini in x3, Microphone stereo mini in, Stereo mini out	Stereo mini in x3, Microphone stereo mini in, Stereo mini out	Stereo mini in x3, Microphone stereo mini in, Stereo mini out	Stereo mini in x3, Microphone stereo mini in, Stereo mini out	Stereo mini in x3, Microphone stereo mini in, Stereo mini out
Networking	LAN (RJ45) and optional wireless LAN unit	LAN (RJ45) and optional wireless LAN unit	LAN (RJ45) and optional wireless LAN unit	LAN (RJ45) and optional wireless LAN unit	LAN (RJ45) and wireless LAN unit	LAN (RJ45) and wireless LAN unit
Epson software solutions	Epson iProjection (Windows/Mac), Epson iProjection App for iOS, Android and Chromebook, Various collaboration software tools, Epson Projector Management	Epson iProjection (Windows/Mac), Epson iProjection App for iOS, Android and Chromebook, Various collaboration software tools, Epson Projector Management	Epson iProjection (Windows/Mac), Epson iProjection App for iOS, Android and Chromebook, Various collaboration software tools, Epson Projector Management	Epson iProjection (Windows/Mac), Epson iProjection App for iOS, Android and Chromebook, Various collaboration software tools, Epson Projector Management	Epson iProjection (Windows/Mac), Epson iProjection App for iOS, Android and Chromebook, Various collaboration software tools, Epson Projector Management	Epson iProjection (Windows/Mac), Epson iProjection App for iOS, Android and Chromebook, Various collaboration software tools, Epson Projector Management
Other features	3-in-1 USB display, Copy OSD settings, PC-free presentation, Pen interactive, Auto calibration, Padlock and Security cable hole, Kensington lock	Home screen, multi-screen interactivity, auto source search, A/V mute, Split screen, 3-in-1 USB display, Copy OSD settings, Auto lamp dimming, pen interactivity, Auto calibration, PC-free presentation, Padlock and Security cable hole, Kensington lock	Home screen, multi-screen interactivity, auto source search, A/V mute, Split screen, 3-in-1 USB display, Copy OSD settings, Auto lamp dimming, pen and touch interactivity, Auto calibration, PC-free presentation, Padlock and Security cable hole, Kensington lock	Home screen, multi-screen interactivity, auto source search, A/V mute, Split screen, 3-in-1 USB display, Copy OSD settings, Auto lamp dimming, pen and touch interactivity, Auto calibration, PC-free presentation, Padlock and Security cable hole, Kensington lock	Pen interactivity and optional touch, Interactive home screen, whiteboard mode with document export support, sliding split, split screen up to 4 sources, A/V mute, copy OSD settings, quick corner correction, PC-free presentation, auto source search, padlock and Security cable hole, Kensington lock, wireless LAN unit lock, password protection	Pen interactivity and optional touch, Interactive home screen, whiteboard mode with document export support, sliding split, split screen up to 4 sources, 16:6 display, A/V mute, copy OSD settings, quick corner correction, PC-free presentation, auto source search, padlock and Security cable hole, Kensington lock, wireless LAN unit lock, password protection
Noise (dB) normal / eco / eco2	37 / 29 / N/A	35 / 30 / 29	35 / 28 / N/A	35 / 30 / 29	36 / 26 / N/A	36 / 26 / N/A
Weight (kg)	3.9	5.8	5.8	5.8	5.8	5.8
Dimensions exc. feet (W x D x H mm)	345 x 315 x 94	367 x 400 x 149	367 x 400 x 149	367 x 400 x 149	356 x 395 x 133	356 x 395 x 133
Power consumption normal / eco / eco2	298W / 221W / N/A	354W / 309W / 309W	317W / 230W / N/A	354W / 309W / 309W	255W / 197W / N/A	255W / 197W / N/A
Power consumption standby, comm. off	0.28W	0.37W	0.37W	0.37W	0.5W	0.5W
TCO Certified for Sustainability	Yes	Yes	Yes	Yes	TBC	TBC
Standard interchangeable lens included	N/A	N/A	N/A	N/A	N/A	N/A







EB-1480Fi	EB-1485Fi	EB-530	EB-L200SX	EB-535W	EB-L200SW	EB-720
						
Full HD (1366 x 768 x 2) 16:9 5,000 / 3,500 2,500,000:1 Laser 20,000 / 30,000 / N/A 0.27:1 65" – 100" / 16 x 9 aspect Digital x1.35 Manual ±3° Manual ±3 N/A 2 x 8W VGA in, VGA out, HDMI x3, USB Type A x2, USB Type B, HDMI-out, RS-232C, Sync in, Sync out, Touch unit control (optional), Screen Mirroring (Miracast), Wireless LAN Stereo mini in x3, Microphone stereo mini in, Stereo mini out LAN (RJ45) and wireless LAN unit Epson iProjection (Windows/Mac), Epson iProjection App for iOS, Android and Chromebook, Various collaboration software tools, Epson Projector Management Constant brightness mode, Interactive home screen, Stream and share features, whiteboard mode with document export support, auto power on, auto source search, A/V mute, Sliding split screen, Copy OSD settings, pen and touch (optional) interactivity, Auto calibration, DICOM SIM colour mode, Set-up wizard	Full HD (1366 x 768 x 2) 16:9 5,000 / 3,500 2,500,000:1 Laser 20,000 / 30,000 / N/A 0.27:1 65" – 100" / 16 x 9 aspect 61" – 120" / 16 x 6 aspect Digital x1.35 Manual ±3° Manual ±3 N/A 2 x 8W VGA in, VGA out, HDMI x3, USB Type A x2, USB Type B, HDMI-out, RS-232C, Sync in, Sync out, Touch unit control, Screen Mirroring (Miracast), Wireless LAN, HDBaseT Stereo mini in x3, Microphone stereo mini in, Stereo mini out LAN (RJ45) and wireless LAN unit Epson iProjection (Windows/Mac), Epson iProjection App for iOS, Android and Chromebook, Various collaboration software tools, Epson Projector Management Constant brightness mode, 16:6 display, Interactive home screen, Stream and share features, DuoLink interactivity, whiteboard mode with document export support, multiple display via Daisy chain, auto power on, auto source search, A/V mute, Sliding split screen, Copy OSD settings, pen and touch interactivity, Auto calibration, DICOM SIM colour mode, HDBaseT external control pad, Set-up wizard	XGA (1024 x 768) 4:3 3,200 / 1,800 16,000:1 Lamp 5,000 / 10,000 / N/A 0.55:1 50 - 108" Digital x1.35 Manual ±15° Manual ±15° N/A 16W VGA in x2, VGA out, Composite RCA, S-Video, USB Type B, USB Type A, HDMI, RS-232C RCA pair in, Stereo mini in x2, Stereo mini out, Microphone input LAN (RJ45) and optional wireless LAN unit Epson iProjection (Windows/Mac), Epson iProjection App for iOS, Android and Chromebook, Epson Projector Management 3-in-1 USB display, Copy OSD settings, PC-free presentation, Padlock and Security cable hole, Kensington lock	XGA (1024 x 768) 4:3 3,600 / 2,520 2,500,000:1 Laser 20,000 / 30,000 / N/A 0.55 - 0.74 50 - 112" Digital x1.35 Automatic ±15° Manual ±15° N/A 16W VGA in x2, VGA out, HDMI x2, USB Type A, USB Type B, RS-232C, Screen Mirroring (Miracast), Wireless LAN Stereo mini in x2, Microphone stereo mini in, Stereo mini out, RCA pair in LAN (RJ45) and wireless LAN unit Epson iProjection (Windows/Mac), Epson iProjection App for iOS, Android and Chromebook, Epson Projector Management A/V mute, copy OSD settings, quick corner correction, PC-free presentation, padlock and Security cable hole, Kensington lock, wireless LAN unit lock, password protection	WXGA (1280 x 800) 16:10 3,400 / 1,900 16,000:1 Lamp 5,000 / 10,000 / N/A 0.48:1 53 - 116" Digital x1.35 Manual ±15° Manual ±15° N/A 16W VGA in x2, VGA out, Composite RCA, S-Video, USB Type B, USB Type A, HDMI, RS-232C RCA pair in, Stereo mini in x2, Stereo mini out, Microphone input LAN (RJ45) and optional wireless LAN unit Epson iProjection (Windows/Mac), Epson iProjection App for iOS, Android and Chromebook, Epson Projector Management 3-in-1 USB display, Copy OSD settings, PC-free presentation, Padlock and Security cable hole, Kensington lock	WXGA (1280 x 800) 16:10 3,800 / 2,660 2,500,000:1 Laser 20,000 / 30,000 / N/A 0.48 - 0.65 53 - 120" Digital x1.35 Automatic ±15° Manual ±15° N/A 16W VGA in x2, VGA out, HDMI x2, USB Type A, USB Type B, RS-232C, Screen Mirroring (Miracast), Wireless LAN Stereo mini in x2, Microphone stereo mini in, Stereo mini out, RCA pair in LAN (RJ45) and wireless LAN unit Epson iProjection (Windows/Mac), Epson iProjection App for iOS, Android and Chromebook, Epson Projector Management A/V mute, copy OSD settings, quick corner correction, PC-free presentation, padlock and Security cable hole, Kensington lock, wireless LAN unit lock, password protection	XGA (1024 x 768) 4:3 3,800 / 2,660 2,500,000:1 Laser 20,000 / 30,000 / N/A 0.32 - 0.43 65 - 110" Digital x1.35 Manual ±3° Manual ±3° N/A 16W VGA in x2, VGA out, HDMI x3, Composite, USB Type A x2, USB Type B, RS-232C, Screen Mirroring (Miracast), Wireless LAN Stereo mini in x3, Microphone stereo mini in, Stereo mini out LAN (RJ45) and wireless LAN unit Epson iProjection (Windows/Mac), Epson iProjection App for iOS, Android and Chromebook, Epson Projector Management A/V mute, copy OSD settings, quick corner correction, PC-free presentation, auto source search, padlock and Security cable hole, Kensington lock, wireless LAN unit lock, password protection
36 / 27 / N/A 9.7 458 x 209.5 x 375 366W / 262W / N/A 0.5W TBC N/A	36 / 27 / N/A 9.7 458 x 209.5 x 375 366W / 262W / N/A 0.5W TBC N/A	37 / 29 / N/A 3.7 345 x 315 x 94 298W / 221W / N/A 0.28W Yes N/A	37 / 28 / N/A 4.7 325 x 337 x 90 254W / 193W / N/A 0.5W TBC N/A	37 / 29 / N/A 3.7 345 x 315 x 94 298W / 221W / N/A 0.28W Yes N/A	37 / 28 / N/A 4.7 325 x 337 x 90 254W / 193W / N/A 0.5W TBC N/A	36 / 26 / N/A 5.7 356 x 395 x 133 255W / 197W / N/A 0.5W TBC N/A








Model	EB-685W	EB-725W	EB-735F	EB-S39	EB-E20	EB-X49
						
Resolution	WXGA (1280 x 800)	WXGA (1280 x 800)	Full HD (1920 x 1080)	SVGA (800 x 600)	XGA (1024 x 768)	XGA (1024 x 768)
Native aspect	16:10	16:10	16:9	4:3	4:3	4:3
Colour Light Output (lumens) normal / eco	3,500 / 2,900	4,000 / 2,800	3,600 / 2,500	3,300 / 2,050	3,400 / 2,200	3,600 / 2,400
Contrast ratio	14,000:1	2,500,000:1	2,500,000:1	15,000:1	15,000 : 1	16,000:1
Light source	Lamp	Laser	Laser	Lamp	Lamp	Lamp
Light source life (hours) normal / eco / eco2	5,000 / 10,000 / 9,000	20,000 / 30,000 / N/A	20,000 / 30,000 / N/A	6,000 / 10,000 / N/A	6,000 / 12,000 / N/A	6,000 / 12,000 / N/A
Throw ratio in native aspect	0.28:1	0.28 - 0.37	0.26 - 0.36	1.45 - 1.96:1	1.44 - 1.95	1.48 - 1.77
Scalable image size (diagonal)	60 - 100"	65 - 120"	65 - 120" / 16 x 9 aspect 60 - 110" / 16 x 6 aspect	30 - 350"	30 - 350"	30 - 300"
Zoom	Digital x1.35	Digital x1.35	Digital x1.35	Digital x1.35	Digital x1.35	Optical x1.2
Vertical keystone	Manual ±3°	Manual ±3°	Manual ±3°	Automatic ±30°	Manual ±30°	Automatic ±30°
Horizontal keystone	Manual ±3°	Manual ±3°	Manual ±3°	Manual ±30°	Manual ±30°	Manual ±30°
Lens shift	N/A	N/A	N/A	N/A	N/A	N/A
Speaker output	16W	16W	16W	5W	5W	5W
Connectivity	VGA in, VGA out (switchable), HDMI x3, Composite RCA, S-Video, USB Type A x2, USB Type B, MHL (via HDMI 1), RS-232C	VGA in x2, VGA out, HDMI x3, Composite, USB Type A x2, USB Type B, RS-232C, Screen Mirroring (Miracast), Wireless LAN	VGA in x2, VGA out, HDMI x3, Composite, USB Type A x2, USB Type B, RS-232C, Screen Mirroring (Miracast), Wireless LAN	VGA in x2, VGA out, Composite RCA, USB Type B, USB Type A, HDMI, RS-232C	VGA in x2, VGA out, HDMI in, Composite in, USB 2.0 Type B, RS-232C	VGA in x2, VGA out, HDMI in, Composite in, USB 2.0 Type A, USB 2.0 Type B, RS-232C, RJ45, Wireless LAN (optional)
Audio connectivity	Stereo mini in x3, Microphone stereo mini in, Stereo mini out	Stereo mini in x3, Microphone stereo mini in, Stereo mini out	Stereo mini in x3, Microphone stereo mini in, Stereo mini out	RCA pair in, Stereo mini in x2, Stereo mini out	Stereo mini out, Stereo mini in (2x), RCA pair in	Stereo mini out, Stereo mini in (2x), RCA pair in
Networking	LAN (RJ45) and optional wireless LAN unit	LAN (RJ45) and wireless LAN unit	LAN (RJ45) and wireless LAN unit	Optional wireless LAN unit	N/A	LAN (RJ45) and optional wireless LAN unit
Epson software solutions	Epson iProjection (Windows/Mac), Epson iProjection App for iOS, Android and Chromebook, Epson Projector Management	Epson iProjection (Windows/Mac), Epson iProjection App for iOS, Android and Chromebook, Epson Projector Management	Epson iProjection (Windows/Mac), Epson iProjection App for iOS, Android and Chromebook, Epson Projector Management	Epson iProjection (Windows/Mac), Epson iProjection App for iOS, Android and Chromebook (all require wireless adapter), Epson Projector Management	N/A	Epson iProjection (Windows/Mac), Epson iProjection App for iOS, Android and Chromebook, Epson Projector Management
Other features	Home screen, multi-screen interactivity, auto source search, A/V mute, Split screen, 3-in-1 USB display, Copy OSD settings, Auto lamp dimming, PC-free presentation, Padlock and Security cable hole, Kensington lock	A/V mute, copy OSD settings, quick corner correction, PC-free presentation, auto source search, padlock and Security cable hole, Kensington lock, wireless LAN unit lock, password protection	16:6 display, A/V mute, copy OSD settings, quick corner correction, PC-free presentation, auto source search, padlock and Security cable hole, Kensington lock, wireless LAN unit lock, password protection	Auto power on, Auto source search, 3-in-1 USB display, Home screen, A/V mute slide, Split screen, QR code function, OSD copy function, PC-free presentation, Kensington lock, Security cable hole, Wireless LAN unit lock, Wireless LAN security, Password protection	A/V mute slide, Horizontal keystone slider, Quick corner correction, Split screen, Auto source search, Kensington lock, Padlock, Security cable hole, Password protection	A/V mute slide, Horizontal keystone slider, Quick corner correction, Split screen, Auto source search, QR code function, Kensington lock, Padlock, Security cable hole, Password protection
Noise (dB) normal / eco / eco2	35 / 30 / 29	36 / 26 / N/A	36 / 26 / N/A	37 / 28 / N/A	37 / 28 / N/A	37 / 28 / N/A
Weight (kg)	5.7	5.7	5.7	2.7	2.7	2.7
Dimensions exc. feet (W x D x H mm)	367 x 400 x 149	356 x 395 x 133	356 x 395 x 133	302 x 249 x 87	302 x 249 x 87	302 x 249 x 87
Power consumption normal / eco / eco2	354W / 309W / 309W	255W / 197W / N/A	255W / 197W / N/A	309W / 227W / N/A	327W / 225W / N/A	327W / 225W / N/A
Power consumption standby, comm. off	0.37W	0.5W	0.5W	0.2W	0.3W	0.3W
TCO Certified for Sustainability	Yes	TBC	TBC	Yes	N/A	N/A
Standard interchangeable lens included	N/A	N/A	N/A	N/A	N/A	N/A

EB-W42	EB-W49	EB-982W	EB-992F	EB-FH52	EB-1780W	EB-1795F
						
WXGA (1280 x 800)	WXGA (1280 x 800)	WXGA (1280 x 800)	Full HD (1920 x 1080)	Full HD (1366 x 768 x 2)	WXGA (1280 x 800)	Full HD 1080p (1920 x 1080)
16:10	16:10	16:10	16:9	16:9	16:10	16:9
3,600 / 2,235	3,800 / 2,600	4,200 / 2,600	4,000 / 2,400	4,000 / 2,400	3,000 / 1,900	3,200 / 1,900
15,000:1	16,000:1	16,000:1	16,000:1	16,000:1	10,000:1	10,000:1
Lamp	Lamp	Lamp	Lamp	Lamp	Lamp	Lamp
6,000 / 10,000 / N/A	8,000 / 17,000 / N/A	6,500 / 17,000 / N/A	6,500 / 17,000 / N/A	5,500 / 12,000 / N/A	4,000 / 7,000 / N/A	4,000 / 7,000 / N/A
1.30 - 1.56:1	1.30 - 1.56	1.38 - 2.24	1.32 - 2.14	1.32 - 2.14	1.04 - 1.26:1	1.02 - 1.23:1
33 - 320"	33 - 320"	29 - 280"	30 - 300"	30 - 300"	30 - 300"	30 - 300"
Optical x1.2 Automatic ±30° Manual ±30° N/A 2W	Optical x1.2 Automatic ±30° Manual ±30° N/A 5W	Optical x1.6 Automatic ±30° Manual ±30° N/A 16W	Optical x1.6 Automatic ±30° Manual ±30° N/A 16W	Optical x1.6 Automatic ±30° Manual ±30° N/A 16W	Optical x1.2 Automatic ±30° Manual ±30° N/A 1W	Optical x1.2 Automatic ±30° Automatic ±20° N/A 1W
VGA in, Composite RCA, USB Type B, USB Type A, HDMI, MHL (via HDMI)	VGA in x2, VGA out, HDMI in x2, Composite in, USB 2.0 Type A, USB 2.0 Type B, RS- 232C, RJ45, Wireless LAN (optional)	VGA in x2, VGA out, HDMI in x2, Composite in, USB 2.0 Type A, USB 2.0 Type B, RS- 232C, RJ45, Wireless LAN (optional)	VGA in x2, VGA out, HDMI in x2, Composite in, Wireless LAN, Screen Mirroring (Miracast), USB 2.0 Type A, USB 2.0 Type B, RS-232C, RJ45	VGA in, HDMI in x2, Composite in, USB 2.0 Type A, USB 2.0 Type B, Wireless LAN, Screen Mirroring (Miracast)	VGA in, Composite RCA, USB Type B, USB Type A, HDMI	VGA in, Composite RCA, USB Type B, USB Type A, HDMI, Screen Mirroring (Miracast)
RCA pair in	Stereo mini out, Stereo mini in (2x), RCA pair in	Stereo mini out, Stereo mini in (2x), RCA pair in, Microphone input	Stereo mini out, Stereo mini in (2x), RCA pair in, Microphone input	RCA pair in	Stereo mini in	Stereo mini in
Wireless LAN	LAN (RJ45) and optional wireless LAN unit	LAN (RJ45) and optional wireless LAN unit	LAN (RJ45) and Wireless LAN unit	Wireless LAN unit	Wireless LAN	Wireless LAN
Epson iProjection (Windows/Mac), Epson iProjection App for iOS, Android and Chromebook, Epson Projector Management	Epson iProjection (Windows/Mac), Epson iProjection App for iOS, Android and Chromebook, Epson Projector Management	Epson iProjection (Windows/Mac), Epson iProjection App for iOS, Android and Chromebook, Epson Projector Management	Epson iProjection (Windows/Mac), Epson iProjection App for iOS, Android and Chromebook, Epson Projector Management	Epson iProjection (Windows/Mac), Epson iProjection App for iOS, Android and Chromebook, Epson Projector Management	Epson iProjection (Windows/Mac), Epson iProjection App for iOS, Android and Chromebook	Epson iProjection (Windows/Mac), Epson iProjection App for iOS, Android and Chromebook
A/V mute slide, Horizontal keystone slider, Quick corner correction, Split screen, Auto source search, QR code function, Kensington lock, Padlock, Security cable hole, Wireless LAN security, Password protection	A/V mute slide, Horizontal keystone slider, Quick corner correction, Split screen, Auto source search, QR code function, Kensington lock, Padlock, Security cable hole, Password protection	A/V mute slide, Horizontal keystone slider, Quick corner correction, Split screen, Auto source search, QR code function, Kensington lock, Padlock, Security cable hole, Password protection	A/V mute slide, Horizontal keystone slider, Quick corner correction, Split screen, Auto source search, QR code function, Kensington lock, Padlock, Security cable hole, Wireless LAN security, Password protection	A/V mute slide, Horizontal keystone slider, Quick corner correction, Split screen, Auto source search, QR code function, Kensington lock, Padlock, Security cable hole, Wireless LAN security, Password protection	3-in-1 USB display, A/V mute slide, DICOM SIM colour mode, Split screen, PC-free presentation, Auto screen fit and Auto focus, Real time keystone correction, Gesture Presenter, NFC, Kensington lock, Wireless LAN security, Password protection	3-in-1 USB display, A/V mute slide, DICOM SIM colour mode, Split screen, PC-free presentation, Auto screen fit and Auto focus, Real time keystone correction, Gesture Presenter, NFC, Kensington lock, Wireless LAN security, Password protection
37 / 28 / N/A	37 / 28 / N/A	37 / 28 / N/A	37 / 28 / N/A	37 / 28 / N/A	39 / 30 / N/A	39 / 30 / N/A
2.5	2.7	3.1	3.1	3.1	1.8	1.8
302 x 237 x 82	302 x 249 x 87	309 x 282 x 90	309 x 282 x 90	309 x 282 x 90	292 x 213 x 44	292 x 213 x 44
282W / 203W / N/A	327W / 225W / N/A	327W / 225W / N/A	327W / 225W / N/A	327W / 225W / N/A	277W / 200W / N/A	295W / 208W / N/A
0.2W	0.3W	0.3W	0.3W	0.3W	0.34W	0.34W
N/A	N/A	N/A	N/A	N/A	Yes	Yes
N/A	N/A	N/A	N/A	N/A	N/A	N/A

Model	EB-L200W	EB-L200F	EB-2250U	EB-2255U	EB-2265U	EB-750F / EB-755F
						
Resolution	WXGA (1280 x 800)	Full HD (1920 x 1080)	WUXGA (1920 x 1200)	WUXGA (1920 x 1200)	WUXGA (1920 x 1200)	Full HD (1920 x 1080)
Native aspect	16:10	16:9	16:10	16:10	16:10	16:9
Colour Light Output (lumens) normal / eco	4,200 / 2,940	4,500 / 3,150	5,000 / 3,800	5,000 / 3,800	5,500 / 3,800	3,600 / 2,500
Contrast ratio	2,500,000:1	2,500,000:1	15,000:1	15,000:1	15,000:1	2,500,000:1
Light source	Laser	Laser	Lamp	Lamp	Lamp	Laser
Light source life (hours) normal / eco / eco2	20,000 / 30,000 / N/A	20,000 / 30,000 / N/A	5,000 / 10,000 / N/A	5,000 / 10,000 / N/A	5,000 / 10,000 / N/A	20,000 / 30,000 / N/A
Throw ratio in native aspect	1.38 - 2.24	1.33 - 2.16	1.38 - 2.28:1	1.38 - 2.28:1	1.38 - 2.28:1	0.26 - 0.36
Scalable image size (diagonal)	29 - 282"	40 - 500"	50 - 300"	50 - 300"	50 - 300"	65 - 120" in 16:9 aspect 60 - 110" in 16:6 aspect
Zoom	Optical x1.62	Optical x1.62	Optical x1.6	Optical x1.6	Optical x1.6	Digital x1.35
Vertical keystone	Automatic ±30°	Automatic ±30°	Automatic ±30°	Automatic ±30°	Automatic ±30°	Manual ±3°
Horizontal keystone	Manual ±30°	Manual ±30°	Automatic ±20°	Automatic ±20°	Automatic ±20°	Manual ±3°
Lens shift	N/A	N/A	N/A	N/A	N/A	N/A
Speaker output	16W	16W	16W	16W	16W	16W
Connectivity	VGA in (2x), VGA out, Composite in, HDMI in x2, USB 2.0 Type A, USB 2.0 Type B, RS-232C, RJ45, Wireless LAN, Screen Mirroring (Miracast)	VGA in x2, VGA out, HDMI in x2, Composite in, USB 2.0 Type A, USB 2.0 Type B, RS-232C, RJ45, Wireless LAN, Screen Mirroring (Miracast)	VGA in x2, VGA out, HDMI x2, Composite RCA, USB Type A, USB Type B, RS-232C, MHL (via HDMI 1)	VGA in x2, VGA out, HDMI x2, Composite RCA, USB Type A, USB Type B, RS-232C, MHL (via HDMI 1), Screen Mirroring (Miracast)	HDBaseT, VGA in x2, VGA out, HDMI x2, Composite RCA, USB Type A, USB Type B, RS-232C, MHL (via HDMI 1), Screen Mirroring (Miracast)	VGA in x2, VGA out, HDMI in x3, Composite in, RS-232C, USB Type A x2, USB Type B, Screen Mirroring (Miracast), Wireless LAN
Audio connectivity	Stereo mini out, Stereo mini in (2x), RCA pair in, Microphone input	Stereo mini out, Stereo mini in (2x), RCA pair in, Microphone input	RCA pair in, Stereo mini in x2, Stereo mini out	RCA pair in, Stereo mini in x2, Stereo mini out	RCA pair in, Stereo mini in x2, Stereo mini out	Stereo mini in x3, Stereo mini out
Networking	LAN (RJ45) and Wireless LAN unit	LAN (RJ45) and Wireless LAN unit	LAN (RJ45) and optional wireless LAN unit	LAN (RJ45) and wireless LAN unit included	LAN (RJ45) and wireless LAN unit included	LAN (RJ45) and wireless LAN
Epson software solutions	Epson iProjection (Windows/Mac), Epson iProjection App for iOS, Android and Chromebook, Epson Projector Management	Epson iProjection (Windows/Mac), Epson iProjection App for iOS, Android and Chromebook, Epson Projector Management	Epson iProjection (Windows/Mac), Epson iProjection App for iOS, Android and Chromebook, Epson Projector Management	Epson iProjection (Windows/Mac), Epson iProjection App for iOS, Android and Chromebook, Epson Projector Management	Epson iProjection (Windows/Mac), Epson iProjection App for iOS, Android and Chromebook, Epson Projector Management	Epson iProjection (Windows/Mac), Epson iProjection App for iOS, Android and Chromebook, Epson Projector Management, Epson Projector Content Manager, Epson Creative Projection
Other features	A/V mute slide, Horizontal keystone slider, Quick corner correction, PC-free, Split screen, Auto source search, QR code function, Kensington lock, Padlock, Security cable hole, Wireless LAN security, Password protection	A/V mute slide, Horizontal keystone slider, Quick corner correction, PC-free, Split screen, Auto source search, QR code function, Kensington lock, Padlock, Security cable hole, Wireless LAN security, Password protection	Home Screen, Gesture Presenter, A/V mute, screen fit, Split screen, Auto power on, DICOM colour mode, DCDi by Faroudja, Schedule function, Focus help, Real time keystone correction, quick corner, PC-free presentation, 3-in-1 USB display, Padlock and Security bar, Kensington lock	Home Screen, Gesture Presenter, A/V mute, screen fit, Split screen, Auto power on, DICOM colour mode, DCDi by Faroudja, Schedule function, Focus help, Real time keystone correction, quick corner, PC-free presentation, 3-in-1 USB display, Padlock and Security bar, Kensington lock	Home Screen, Gesture Presenter, A/V mute, screen fit, Split screen, Auto power on, DICOM colour mode, DCDi by Faroudja, Schedule function, Focus help, Real time keystone correction, quick corner, PC-free presentation, 3-in-1 USB display, Padlock and Security bar, Kensington lock	Constant brightness, 16:6 display, A/V mute, USB content playback for source-free signage, Edge blending, Point and Arc correction, Schedule function, Auto source search, Copy OSD settings, DICOM colour mode, 360° installation, Optional wall mount
Noise (dB) normal / eco / eco2	37 / 28 / N/A	37 / 28 / N/A	39 / 29 / N/A	39 / 29 / N/A	39 / 29 / N/A	36 / 26 / N/A
Weight (kg)	4.1	4.1	4.6	4.7	4.7	5.7
Dimensions exc. feet (W x D x H mm)	325 x 299 x 90	325 x 299 x 90	377 x 291.5 x 110	377 x 291.5 x 110	377 x 291.5 x 110	356 x 395 x 133
Power consumption normal / eco / eco2	254W / 193W / N/A	254W / 193W / N/A	405W / 323W / N/A	405W / 323W / N/A	425W / 323W / N/A	255W / 197W / N/A
Power consumption standby, comm. off	0.5W	0.5W	0.31W	0.31W	0.5W	0.5W
TCO Certified for Sustainability	N/A	N/A	No	No	No	N/A
Standard interchangeable lens included	N/A	N/A	N/A	N/A	N/A	N/A

EB-800F / EB-805F	EB-W70 / EB-W75	EB-U50	Lightscene EV-100 / EV-105	EB-L250F / EB-L255F	EB-L510U	EB-L610U / EB-L615U
						
Full HD (1366 x 768 x 2) 16:9 5,000 / 3,500 2,000,000:1 Laser 20,000 / 30,000 / N/A 0.27 - 0.37 65 - 130" in 16:9 aspect 61 - 120" in 16:6 aspect Digital x1.35 Manual ±3° Manual ±3° N/A 2x 8W VGA in x2, VGA out, HDMI in x3, HDMI out, Composite in, HDBaseT, RS-232, USB Type A x2, USB Type B Stereo mini in x2, Stereo mini out LAN (RJ45) and optional wireless LAN unit Epson iProjection (Windows/Mac), Epson iProjection App for iOS, Android and Chromebook, Epson Projector Management, Epson Projector Content Manager, Epson Creative Projection Constant brightness, 16:6 display, Multi-projection via daisy chain, A/V mute, USB content playback for source-free signage, Edge blending, Point and Arc correction, Schedule function, Auto source search, Copy OSD settings, DICOM colour mode, Padlock and Security cable hole, Kensington lock, 360° installation, Optional wall mount 36 / 27 / N/A 9.2 458 x 210 x 375 366W / 262W / N/A 0.5W TBC N/A	WXGA (1280 x 800) 16:10 2,000 / 1,000 2,000,000:1 Laser 12,000 / 20,000 / N/A 1 .04 - 1.4 30 - 150" Digital x1.35 Manual ±45° Manual ±40° N/A 5W HDMI in, USB Type A (2A power supply) Stereo mini out N/A N/A 360° installation, A/V mute, Kensington lock, Optional lighting track mount and ceiling/floor stand 29 / 26 / N/A 2.7 210 x 227 x 88 172W / 115W / N/A 0.4W N/A N/A	WUXGA (1920 x 1200) 16:10 3,700 / 2,400 16,000:1 Lamp 10,000 / 17,000 / N/A 1.38 - 1.68:1 30 - 300" Optical x1.2 Automatic ±30° Manual ±30° N/A 5W VGA in, VGA out, HDMI x 2, USB Type A (for 1,200mA power supply), USB Type B (for firmware updates), RS-232C Stereo mini in x2, Stereo mini out LAN (RJ45) and wireless LAN Epson iProjection (Windows/Mac), Epson iProjection App for iOS and Android, Epson Projector Management, Epson Projector Content Manager Home screen, schedule function, auto source search, A/V mute, USB playback for source free signage, Optional lighting track mount and ceiling/floor stand 37 / 28 / N/A 3.1 364 x 248 x 95 285W / 218W / N/A 0.3W No N/A	WXGA (1280 x 800) 16:10 2,000 / 1,000 2,500,000:1 Laser 20,000 / 30,000 / N/A 1.38 - 2.19:1 30 - 150" Optical x1.6 Manual ±45° Manual ±40° N/A N/A SD card, HDMI in, USB Type A (for 1,200mA power supply), USB Type B (for firmware updates) Stereo mini out LAN (RJ45) and wireless LAN Epson iProjection (Windows/Mac), Epson iProjection App for iOS and Android, Epson Projector Management, Epson Projector Content Manager Constant brightness mode, Home screen, schedule function, auto source search, A/V mute, SD card playback for source free signage, Optional lighting track mount and floor stand 34 / 22 / N/A 5.0 Projection unit 175 x 260 x 175 Power supply 361 x 110 x 65 170W / 118W / N/A 0.3W No N/A	Full HD (1366 x 768 x 2) 16:9 4,500 / 3,150 2,500,000:1 Laser 20,000 / 30,000 / N/A 1.33 - 2.16 40 - 500" Optical x1.62 Manual ±30° Manual ±30° N/A 16W VGA in x2, VGA out, HDMI in x2, Composite in, RS-232C, USB Type A, USB Type B, Screen Mirroring (Miracast), Wireless LAN Stereo mini in x2, Stereo mini out LAN (RJ45) and wireless LAN Epson iProjection (Windows/Mac), Epson iProjection App for iOS, Android and Chromebook, Epson Projector Management, Epson Projector Content Manager, Epson Creative Projection Constant brightness, A/V mute, USB content playback for source-free signage, Edge blending, Point and Arc correction, Schedule function, Auto source search, Copy OSD settings, Padlock and Security cable hole, Kensington lock, 360° installation, Optional lighting track mount and ceiling/floor stand 37 / 28 / N/A 4.3 325 x 299 x 90 254W / 193W / N/A 0.5W N/A N/A	WUXGA (1920 x 1200) 16:10 5,000 / 3,500 Over 2,500,000:1 Laser 20,000 / 30,000 / N/A 1.35 - 2.20:1 50 - 500" Optical x1.6 Manual ±30° Manual ±30° ± 50% Vertical ± 20% Horizontal 10W VGA in x2, VGA out, HDMI x2, USB Type A, USB Type B, RS-232C, HDBaseT Stereo mini in x2, Stereo mini out LAN (RJ45) and optional wireless LAN unit Epson iProjection (Windows/Mac), Epson iProjection App for iOS, Android and Chromebook, Epson Projector Management, Epson Projector Content Manager Home Screen, A/V mute, Split screen, Auto power on, Auto source search, Quick corner, Quick startup, USB card playback for source free signage, Padlock and Security cable hole, Kensington lock, 360° installation 37 / 25 / N/A 8.5 440 x 136 x 339 322W / 244W / N/A 0.3W Yes N/A	WUXGA (1920 x 1200) 16:10 6,000 / 4,200 Over 2,500,000:1 Laser 20,000 / 30,000 / N/A 1.35 - 2.20:1 50 - 500" Optical x1.6 Manual ±30° Manual ±30° ± 50% Vertical ± 20% Horizontal 10W VGA in x2, VGA out, HDMI x2, USB Type A, USB Type B, RS-232C, HDBaseT, Screen Mirroring (Miracast) Stereo mini in x2, Stereo mini out LAN (RJ45) and wireless LAN Epson iProjection (Windows/Mac), Epson iProjection App for iOS, Android and Chromebook, Epson Projector Management, Epson Projector Content Manager Home Screen, A/V mute, Split screen, Auto power on, Auto source search, Quick corner, Quick startup, Padlock and Security cable hole, Kensington lock, 360° installation 38 / 27 / N/A 8.5 440 x 136 x 339 353W / 265W / N/A 0.3W Yes N/A

Model	EB-L1050U	EB-L1070U	EB-L1075U	EB-L1490U	EB-L1495U	EB-L1500UH
						
Resolution	WUXGA (1920 x 1200)	WUXGA (1920 x 1200)	WUXGA (1920 x 1200)	WUXGA (1920 x 1200)	WUXGA (1920 x 1200)	WUXGA (1920 x 1200)
Native aspect	16:10	16:10	16:10	16:10	16:10	16:10
Colour Light Output (lumens) normal / eco	5,500 / 3,850	7,000 / 4,900	7,000 / 4,900	9,000 / 6,300	9,000 / 6,300	12,000 / 8,400
Contrast ratio	Over 2,500,000:1	Over 2,500,000:1	Over 2,500,000:1	2,500,000:1	2,500,000:1	2,500,000:1
Light source	Laser	Laser	Laser	Laser	Laser	Laser
Light source life (hours) normal / eco / eco2	20,000 / 30,000 / N/A	20,000 / 30,000 / N/A	20,000 / 30,000 / N/A	20,000 / 30,000 / N/A	20,000 / 30,000 / N/A	20,000 / 30,000 / N/A
Throw ratio in native aspect	1.44 - 2.33:1	1.44 - 2.33:1	1.44 - 2.33:1	1.57 - 2.56:1	1.57 - 2.56:1	1.57 - 2.56:1
Scalable image size (diagonal)	50 - 1,000"	50 - 1,000"	50 - 1,000"	60 - 1,000"	60 - 500"	60 - 500"
Zoom	Optical x1.6	Optical x1.6	Optical x1.6	Optical x1.6	Optical x1.6	Optical x1.6
Vertical keystone	Manual: ± 45°	Manual: ± 45°	Manual: ± 45°	Manual ±45°	Manual ±45°	Manual ±45°
Horizontal keystone	Manual ± 30°	Manual ± 30°	Manual ± 30°	Manual ±30°	Manual ±30°	Manual ±30°
Lens shift	± 67% Vertical ± 30% Horizontal	± 67% Vertical ± 30% Horizontal	± 67% Vertical ± 30% Horizontal	± 60% Vertical ± 18% Horizontal	± 60% Vertical ± 18% Horizontal	± 60% Vertical ± 18% Horizontal
Speaker output	N/A	N/A	N/A	N/A	N/A	N/A
Connectivity	USB 2.0 Type A, USB 2.0 Type B (Service Only), RS-232C, VGA in, VGA out, DVI in, BNC in, HDBaseT, HDMI (HDCP 2.2)	USB 2.0 Type A, USB 2.0 Type B (Service Only), RS-232C, VGA in, VGA out, DVI in, BNC in, HDBaseT, HDMI (HDCP 2.2)	USB 2.0 Type A, USB 2.0 Type B (Service Only), RS-232C, VGA in, VGA out, DVI in, BNC in, HDBaseT, HDMI (HDCP 2.2)	HDBaseT, BNC in, HDMI in, DVI in, VGA out, VGA in, RS-232C, HD-SDI	HDBaseT, BNC in, HDMI in, DVI in, VGA out, VGA in, RS-232C, HD-SDI	HDBaseT, BNC in, HDMI in, DVI in, VGA out, VGA in, RS-232C, HD-SDI
Audio connectivity	Stereo mini in x3, Stereo mini out	Stereo mini in x3, Stereo mini out	Stereo mini in x3, Stereo mini out	Stereo mini in x3, Stereo mini out	Stereo mini in x3, Stereo mini out	Stereo mini in x3, Stereo mini out
Networking	LAN (RJ45) and optional wireless LAN unit	LAN (RJ45) and optional wireless LAN unit	LAN (RJ45) and optional wireless LAN unit	LAN (RJ45) and optional wireless LAN unit	LAN (RJ45) and optional wireless LAN unit	LAN (RJ45) and optional wireless LAN unit
Epson software solutions	Epson Projector Management, Epson iProjection (Windows/Mac), Epson iProjection App for iOS and Android, Web control, Epson Projector Content Manager, Epson Projector Professional Tool	Epson Projector Management, Epson iProjection (Windows/Mac), Epson iProjection App for iOS and Android, Web control, Epson Projector Content Manager, Epson Projector Professional Tool	Epson Projector Management, Epson iProjection (Windows/Mac), Epson iProjection App for iOS and Android, Web control, Epson Projector Content Manager, Epson Projector Professional Tool	Epson Projector Management, Epson iProjection (Windows/Mac), Epson iProjection App for iOS and Android, Web control, Epson Projector Professional Tool	Epson Projector Management, Epson iProjection (Windows/Mac), Epson iProjection App for iOS and Android, Web control, Epson Projector Professional Tool	Epson Projector Management, Epson iProjection (Windows/Mac), Epson iProjection App for iOS and Android, Web control, Epson Projector Professional Tool
Other features	Portrait projection, Powered zoom, focus and lens shift, Lens Memory, Interchangeable lens options including zero offset UST lens, 4K enhancement, Split screen, Schedule function, Point and Arc correction, DICOM colour mode, Cable cover included, Edge blending	Portrait projection, Powered zoom, focus and lens shift, Lens Memory, Interchangeable lens options including zero offset UST lens, 4K enhancement, Split screen, Schedule function, Point and Arc correction, DICOM colour mode, Cable cover included, Edge blending	Portrait projection, Powered zoom, focus and lens shift, Lens Memory, Interchangeable lens options including zero offset UST lens, 4K enhancement, Split screen, Schedule function, Point and Arc correction, DICOM colour mode, Cable cover included, Edge blending	Interchangeable lens options, Powered zoom, focus and lens shift, Split screen, Point correction, Curved surface and corner wall correction, Lens Memory, Integrated camera for colour calibration, 4K enhancement, 360° installation, Edge blending, Portrait projection	Interchangeable lens options, Powered zoom, focus and lens shift, Split screen, Point correction, Curved surface and corner wall correction, Lens Memory, Integrated camera for colour calibration, 4K enhancement, 360° installation, Edge blending, Portrait projection	Interchangeable lens options, Powered zoom, focus and lens shift, Split screen, Point correction, Curved surface and corner wall correction, Lens Memory, Integrated camera for colour calibration, 4K enhancement, 360° installation, Edge blending, Portrait projection
Noise (dB) normal / eco / eco2	34 / 30 / N/A	36 / 30 / N/A	36 / 30 / N/A	37 / 30 / N/A	37 / 30 / N/A	37 / 30 / N/A
Weight (kg)	16.9	16.9	16.9	23.7	23.7	23.7
Dimensions exc. feet (W x D x H mm)	545 x 189 x 484	545 x 189 x 484	545 x 189 x 484	586 x 492 x 211	586 x 492 x 211	586 x 492 x 211
Power consumption normal / eco / eco2	345W / 252W / N/A	416W / 299W / N/A	416W / 299W / N/A	626W / 512W / N/A	626W / 512W / N/A	908W / 597W / N/A
Power consumption standby, comm. off	0.5W	0.5W	0.5W	0.3W	0.3W	0.3W
TCO Certified for Sustainability	No	No	No	No	No	No
Standard interchangeable lens included	N/A	N/A	N/A	ELPLM15	ELPLM15	ELPLM15

EB-L1505UH	EB-L1715S	EB-L1750U	EB-L1755U	EB-L12000Q	EB-L20000U	EB-L30000U
						
WUXGA (1920 x 1200) 16:10	SXGA+ (1400 x 1050) 4:3	WUXGA (1920 x 1200) 16:10	WUXGA (1920 x 1200) 16:10	Native 4K (3840 x 2160) 16:9	WUXGA (1920 x 1200) 16:10	WUXGA (1920 x 1200) 16:10
12,000 / 8,400	15,000 / 10,500	15,000 / 10,500	15,000 / 10,500	12,000 / 8,400	20,000 / 14,000	30,000 / 21,000
2,500,000:1	Over 2,500,000:1	2,500,000:1	2,500,000:1	2,500,000:1	2,500,000:1	2,500,000:1
Laser	Laser	Laser	Laser	Laser	Laser	Laser
20,000 / 30,000 / N/A	20,000 / 30,000 / N/A	20,000 / 30,000 / N/A	20,000 / 30,000 / N/A	20,000 / 30,000 / N/A	20,000 / 30,000 / N/A	20,000 / 30,000 / N/A
1.57 - 2.56:1	1.35 - 2.20:1	1.57 - 2.56:1	1.57 - 2.56:1	1.52 - 2.47:1	1.57 - 2.56:1	1.74 - 2.35:1
60 - 500"	50 - 500"	60 - 500"	60 - 500"	60 - 1,000"	60 - 1,000"	100 - 1,000"
Optical x1.6 Manual ±45° Manual ±30° ± 60% Vertical ± 18% Horizontal N/A	Optical x1.6 Manual ±45° Manual ±30° ± 55% Vertical ± 19% Horizontal 10W	Optical x1.6 Manual ±45° Manual ±30° ± 60% Vertical ± 18% Horizontal N/A	Optical x1.6 Manual ±45° Manual ±30° ± 60% Vertical ± 18% Horizontal N/A	Optical x1.6 Manual ±45° Manual ±30° ± 58 % Vertical ± 16 % Horizontal N/A	Optical x1.6 Manual ±45° Manual ±30° ± 60% Vertical ± 18% Horizontal N/A	Optical x1.4 Manual ±45° Manual ±30° ± 65% Vertical ± 30% Horizontal N/A
HDBaseT, BNC in, HDMI in, DVI in, VGA out, VGA in, RS-232C, HD-SDI	HDBaseT, BNC in, HDMI in, DVI in, VGA out, VGA in, RS-232C	HDBaseT, BNC in, HDMI in, DVI in, VGA out, VGA in, RS-232C, HD-SDI	HDBaseT, BNC in, HDMI in, DVI in, VGA out, VGA in, RS-232C, HD-SDI	VGA in, VGA out, DVI in, BNC in, HDBaseT, 12G-SDI, Quad link 3G-SDI, HDMI (HDCP 2.2)	VGA in, VGA out, DVI in, BNC in, HDBaseT, 3G-SDI, HDMI (HDCP 2.2)	"VGA in, VGA out, DVI in, BNC in, HDBaseT, HD-SDI, HDMI (HDCP 2.2)"
Stereo mini in x3, Stereo mini out LAN (RJ45) and optional wireless LAN unit	Stereo mini in x3, Stereo mini out LAN (RJ45) and optional wireless LAN unit	Stereo mini in x3, Stereo mini out LAN (RJ45) and optional wireless LAN unit	Stereo mini in x3, Stereo mini out LAN (RJ45) and optional wireless LAN unit	N/A LAN (RJ45) and wireless LAN	N/A LAN (RJ45) and wireless LAN	N/A LAN (RJ45) and optional wireless LAN unit
Epson Projector Management, Epson iProjection (Windows/ Mac), Epson iProjection App for iOS and Android, Web control, Epson Projector Professional Tool	Epson Projector Management, Epson iProjection (Windows/ Mac), Epson iProjection App for iOS and Android, Web control, Epson Projector Professional Tool	Epson Projector Management, Epson iProjection (Windows/ Mac), Epson iProjection App for iOS and Android, Web control, Epson Projector Professional Tool	Epson Projector Management, Epson iProjection (Windows/ Mac), Epson iProjection App for iOS and Android, Web control, Epson Projector Professional Tool	Epson Projector Management, Epson iProjection (Windows/ Mac), Epson iProjection App for iOS and Android, Epson Projector Professional Tool	Epson Projector Management, Epson iProjection (Windows/ Mac), Epson iProjection App for iOS and Android, Epson Projector Professional Tool	Epson Projector Management, Epson iProjection (Windows/ Mac), Epson iProjection App for iOS and Android, Epson Projector Professional Tool
Interchangeable lens options, Powered zoom, focus and lens shift, Split screen, Point correction, Curved surface and corner wall correction, Lens Memory, Integrated camera for colour calibration, 4K enhancement, 360° installation, Edge blending, Portrait projection	Interchangeable lens options including zero offset UST lens, Powered zoom, focus and lens shift, Split screen, Point correction, Curved surface and corner wall correction, Lens Memory, Integrated camera for colour calibration and diagnostic image capture, 360° installation, Edge blending, Portrait projection	Interchangeable lens options including zero offset UST lens, Powered zoom, focus and lens shift, Split screen, Point correction, Curved surface and corner wall correction, Lens Memory, Integrated camera for colour calibration and diagnostic image capture, 4K enhancement, 360° installation, Edge blending, Portrait projection	Interchangeable lens options including zero offset UST lens, Powered zoom, focus and lens shift, Split screen, Point correction, Curved surface and corner wall correction, Lens Memory, Integrated camera for colour calibration and diagnostic image capture, 4K enhancement, 360° installation, Edge blending, Portrait projection	Fully sealed optical system, Interchangeable lens options, Powered zoom, focus and lens shift, Lens Memory, Integrated camera for colour calibration, 360° installation, Edge blending, Portrait projection, Dual link DisplayPort input board, 900mA DC Output. Also available in white (EB-L12002Q)	Fully sealed optical system, Interchangeable lens options, Powered zoom, focus and lens shift, Lens Memory, Integrated camera for colour calibration, 360° installation, Edge blending, Portrait projection, Dual link DisplayPort input board, 900mA DC Output. Also available in white (EB- L20002U)	Fully sealed optical system, Interchangeable lens options, Powered zoom, focus and lens shift, Lens Memory, Integrated camera for colour calibration, 4K enhancement, Mechanical shutter, 360° installation, Edge blending, Portrait projection, Epson Projector Professional Tool
37 / 30 / N/A	40 / 32 / N/A	40 / 32 / N/A	40 / 32 / N/A	45 / 38 / N/A	45 / 38 / N/A	49 / 41 / N/A
23.7	24.0	24.1	24.1	51.4	49.6	63.8
586 x 492 x 211	586 x 492 x 211	586 x 492 x 211	586 x 492 x 211	620 x 790 x 359	620 x 790 x 359	790 x 710 x 299
908W / 597W / N/A	1024W / 647W / N/A	1024W / 647W / N/A	1024W / 647W / N/A	1,741W / 1,030W / N/A	1,860W / 1,123W / N/A	2,325W / 1,511W / N/A
0.3W	0.3W	0.3W	0.3W	0.5W	0.5W	0.5W
No	No	No	No	No	No	No
ELPLM15	ELPLM15	ELPLM15	ELPLM15	N/A	N/A	N/A

Better Products for a Better Future™



1 Survey conducted by Futuresource Consulting Limited for the period from 2001 to 2019.

2 Networking not available on all products, please check product specifications for details.

3 Colour Brightness (Colour Light Output) in brightest mode, measured by a third-party lab in accordance with IDMS 15.4. Colour Brightness will vary depending on usage conditions. Top-selling Epson 3LCD projectors versus top-selling 1-chip DLP projectors based on NPD sales data for May 2017 – April 2018.

4 Epson achieved certification by TCO Certified for its family of projectors. TCO is the world's most comprehensive sustainability certification for IT products, which must meet life cycle criteria for social and environmental sustainability. Applies to select products. For more information, please visit <https://tccertified.com>

For more information please contact:

Home users: 0343 90 37766
Business users*: 0871 42 37766
Republic of Ireland: 01 436 7742



EpsonUK



@EpsonUK



@EpsonUK



epson-uk-ltd

Or visit us at www.epson.co.uk/contactus

* 10p per minute plus network extras.

Trademarks and registered trademarks are the property of Seiko Epson Corporation or their respective owners. Product information is subject to change without prior notice.

EPSON®