

WorkForce Pro Business Inkjet Printer Range

JOIN THE PRINTER REVOLUTION



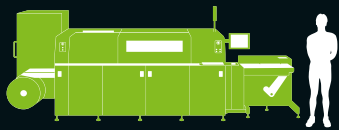
EPSON[®]
EXCEED YOUR VISION

INDUSTRIAL TECHNOLOGY BROUGHT TO THE OFFICE



PrecisionCore takes inkjet printing to a new level, delivering dramatic increases in speed, quality, reliability and efficiency.

Highly reliable and durable printhead technology developed for use in industrial and commercial printing applications, PrecisionCore will be rolled out across Epson's range of industrial and commercial products, including high-speed industrial label presses and direct-to-garment printers. These commercial applications require a high degree of durability, reliability, quality and speed.



SurePress

Industrial sized inkjet digital label press for easy, efficient, high-quality, short-run label printing



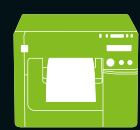
SureColor LFP

SureColor Large Format Dye sub printer for roll-to-roll textiles



SC-F2000

SureColor direct-to-garment flatbed printer – perfect for t-shirt printing



Epson Label Printer

On demand, cost effective, desktop colour label printers



Epson has invested €125 million in new production facilities to bring the advantages of the PrecisionCore printhead to its Epson WorkForce Pro range for the first time, delivering high-quality, fast and reliable printing in the workplace.



Perfect combination of speed, quality and reliability


PrecisionCore printhead technology can produce ink droplets of different sizes. The larger droplets fill expanses of colour more efficiently boosting print speeds while the smaller droplets create smooth gradations and crisp edges to improve print quality. At the same time, each PrecisionCore Piezo element has the potential to work as a highly sensitive sensor, self-diagnosing in milliseconds and making any adjustments required.

LOWER IMPACT ON THE ENVIRONMENT

The WorkForce Pro Series is kinder to the environment than competitive colour lasers. Epson's clean, no heat technology produces no ozone gases or any fan noise during or after printing, helping businesses meet their environmental targets:



Energy efficient



80% lower power consumption*¹

Space saving



Uses fewer, space-saving ink cartridges

Fewer parts to dispose of



Lasers need a drum, fuser unit, photoconductors, transfer unit, transfer roller

HIGH-QUALITY, LOW INTERVENTION PRINTING

Printing costs are a big concern for any business, which is why Epson offers a range of ink cartridge sizes. They enable you to keep your costs down, guarantee your prints will look superb, and last longer in any business environment.

Business quality documents

Laser-like text and graphics on plain paper



Perfect prints

Enhance printed materials with high-quality graphics



More choice

Print on a wide range of paper, including high impact colour on glossy media

Amazingly durable

Prints dry instantly and resist water, smudging, fading and highlighter pens

Cartridge sizes to match your printing needs

Epson uses individual ink cartridges across its inkjet printer range.

This keeps costs down as you only replace the colour used. Epson offer a choice of cartridge sizes for normal, high and very high print volumes. So you get low-cost printing whatever your level of output.

	DURABrite Ultra INK			DURABrite Pro INK		
	WF-5000 series			WF-8000 series		
Size	Code	Colour	Pages	Code	Colour	Pages
XXL	T789	●	4,000* ²	T754	●	10,000* ²
		● ● ●	4,000* ²		● ● ●	7,000* ²
XL	79XL	●	2,600* ²	T755	●	5,000* ²
		● ● ●	2,000* ²		● ● ●	4,000* ²
L	79	●	900* ²	T756	●	2,500* ²
		● ● ●	800* ²		● ● ●	1,500* ²

*T754 XXL ink series only available for WF-8090DW and WF-8590DWF

IMPROVE PRODUCTIVITY REDUCE COSTS



Designed for the cost-conscious office, the WorkForce Pro business printers offer significant advantages, with low running costs and fast print speeds. The flexible connectivity allows this range to seamlessly integrate into enterprise infrastructures to boost office productivity.

WorkForce Pro WF-5690DWF

This A4 multifunction printer seamlessly integrates into medium to large enterprises. Cut up to 50% of your printing costs and up to 80% of your energy use⁺¹, while reducing user intervention and enhancing productivity.

Key features

- Double-sided print, copy, scan and fax
- Printing up to 34ppm or 20ppm mono (ISO) or up to 30ppm or 20ppm colour (ISO)^{*1}
- Up to 4,000 pages cartridge yield^{*2}
- Gigabit Network-ready including PCL6, PCL5c and genuine Adobe® PostScript® 3™ emulations
- Powered by PrecisionCore, Epson's latest advanced printhead technology
- Confidential secure PC printing
- Email Print for Enterprise compatibility
- Large 10.9cm colour touch-screen for easy menu navigation



**Fast
Duplex**



**Colour
Touch-Screen**



**High Yield
Ink Cartridges**



**Wi-Fi
Direct™**



**Direct USB
Scan/Print**



**580
Paper
Capacity**



Economical

50%

Up to 50% lower cost per page*¹

Print more with high-capacity ink cartridges

Ecological

80%

Up to 80% lower energy consumption*¹

Low power consumption and fewer parts to replace

Fast



Faster than a laser on typical print jobs*¹

No warm up time needed

WorkForce Pro **WF-5620DWF**



A small workgroup multifunction printer perfect for business

Key features

- Built in 35 sheet Auto Document Feeder
- Large 8.8cm colour touch-screen for easy menu navigation
- High speed fax with 550 page memory
- Direct print and scan from USB memory device without the need for a PC connection
- LDAP address book compatibility

WorkForce Pro **WF-5190DW**



Enhance productivity with this A4 printer for medium to large enterprises

Key features

- Fast, high quality printing up to 34ppm or 20ppm mono (ISO) or up to 30ppm or 20ppm colour (ISO)*¹
- Gigabit Network-ready including PCL6, PCL5c and genuine Adobe® PostScript® 3™ emulations
- Confidential secure PC printing with PIN code release

WorkForce Pro **WF-5110DW**



Ecological and low-cost A4 printer

Key features

- Fast, high quality printing up to 34ppm or 20ppm mono (ISO) or up to 30ppm or 20ppm colour (ISO)*¹
- 5.6cm mono LCD display
- Easy printing from wireless devices using Wi-Fi Direct™
- Gigabit Ethernet connectivity

LOWER COSTS HIGHER EFFICIENCY



Enhance your printing performance while cutting costs and lowering environmental impact with these versatile A3+ business printers. They are powerful, reliable, easy to integrate and ready to grow with your business.

WorkForce Pro WF-8590DWF

A workgroup A3+ multifunction printer, perfect for business environments that have traditionally used lasers and want to increase productivity and reduce downtime and waste. Epson's clean technology helps create a more environmentally friendly workplace, and PDL printer emulations and Gigabit Ethernet are ideal for enterprise integration.

Key features

- Print on up to A3 and A3+ paper sizes
- Printing up to 34ppm or 24ppm mono/colour (ISO)*1
- 50 sheet ADF with One-Pass Duplex Scanning
- Gigabit Network-ready including PCL6, PCL5c and genuine Adobe® PostScript® 3™ emulations
- Seamless integration into a document management system with Document Capture Pro
- Powered by PrecisionCore, Epson's latest advanced printhead technology
- Email Print for Enterprise compatibility
- Confidential secure PC printing
- Large 12.7cm colour touch-screen for easy menu navigation
- LDAP address book compatibility



Colour
Touch-Screen



Fast
Duplex



High Yield
Ink Cartridges



Paper
Capacity



Model shown is the full configuration WF-8590DWF with three extra cassettes and cabinet.



One-Pass
Duplex Scan



Wi-Fi
Direct™



Direct USB
Scan/Print



50 Sheets
ADF



Economical



Low total cost of ownership

Ecological

80%

Up to 80% lower energy consumption compared to colour lasers*¹

Fast



Up to 34ppm print speed or 24ppm ISO print speed in black/colour*¹

WorkForce Pro **WF-8510DWF**



Low TCO A3+ multifunction for small to medium offices

Key features

- Built-in 50 sheet Auto Document feeder
- Large 12.7cm colour touch screen for easy menu navigation
- Built-in high speed fax with 550 page memory
- Fast copying up to 21ipm colour (ISO) from the ADF
- LDAP address book compatibility

WorkForce Pro **WF-8090DW**



This A3+ business printer seamlessly integrates into medium to large enterprises

Key features

- Fast, high quality printing up to 34ppm or 24ppm mono/colour (ISO)*²
- 5.6cm mono LCD display
- Easy printing from wireless devices using W-Fi Direct™
- Confidential secure PC printing with PIN code release
- Advanced PCL and Adobe® PostScript® 3™ emulations for the business environment

WorkForce Pro **WF-8010DW**



A small to medium workgroup A3+ printer that's perfect for business

Key features

- Fast, high quality printing up to 34ppm or 24ppm mono/colour (ISO)*²
- Automatic double sided printing
- Easy printing from wireless devices using W-Fi Direct™
- Gigabit Ethernet connectivity
- Rear MP tray for printing on to A3+ and different media

ENHANCED CONNECTIVITY FOR IMPROVED WORKFLOW

It's easy to print documents from emails or capture, file and share them instantly with our powerful, intuitive software solutions. Run from straightforward touch-screens with simple menu navigation, they can make your office much more efficient and productive.

Email Print for Enterprise

Email Print for Enterprise allows you to securely send documents directly to the printer from your company email address. Available in direct printing or Pull Print mode, this secure system integrates seamlessly into your existing IT infrastructure.



Save cost

Automatic deletion of unreleased documents after a pre-defined time, helps IT managers to reduce print costs.

Driverless and app-free

This server-based software system enables documents to be sent to print via email without the need for driver installation or application downloads.

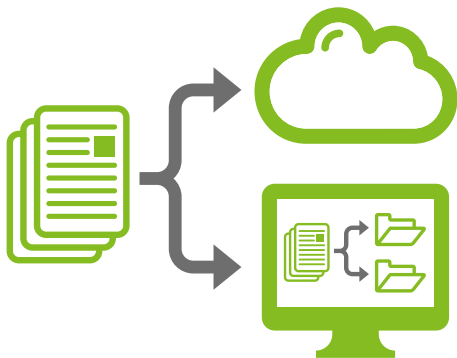
Secure Print mode (Pull Print)

Send a file to the central email address, then go to the printer of your choice to release your print job after logging in via the web app on your mobile. You can print the body of the email as well as attachments such as Microsoft Office documents, photos and PDFs.



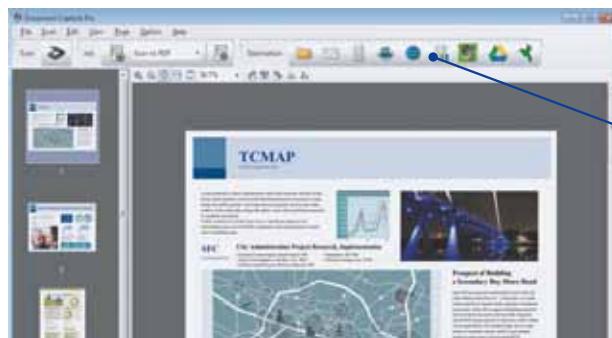
Document management made easy

Document Capture Pro is the easy-to-use solution for capturing and storing electronic documents at the click of a button. Whether you're on-the-go running a small business, or responsible for a large corporate organisation with hundreds of employees, Document Capture Pro will make you more productive and efficient.



Collaborate and share

Work as a team, and send scanned documents directly to Microsoft Sharepoint®, FTP and cloud storage.



Take control of your documents

Offering versatile solutions to suit everyone from the beginner to the advanced user, Document Capture Pro can handle multiple document sizes and dimensions at once with the ability to handle batch separation, barcode recognition and zonal OCR support.

A4 Specifications

		WF-5690DWF	WF-5620DWF	WF-5190DW	WF-5110DW
Type	Functions	A4 Business Multifunction printer Duplex print, scan, copy and fax		A4 Business Single function printer Duplex print	
Print	Ink technology	4 colour printer – PrecisionCore printhead			
	First page out (sec)	7 / 7 sec Mono / Colour			
	A4 maximum print speed (ppm)*1	34 / 30 ppm Mono / Colour			
	A4 print speed (ppm)*1	20 / 20 ppm Mono / Colour (ISO/IEC 24734)			
	A4 duplex print speed (ppm)*1	11 / 11 ppm Mono / Colour (ISO/IEC 24734)			
	Print resolution (dpi)	Up to 4800 × 1200 dpi Default black resolution: 600 × 600 dpi			
	Maximum monthly duty cycle*3	35,000 pages			
	Printing emulations	PCL 5/6, Adobe PostScript 3®, PDF	GDI	PCL 5/6, Adobe PostScript 3®, PDF	GDI
	Direct print from USB memory	Yes (PDF / TIFF / JPEG)	Yes (TIFF / JPEG)	–	–
	Confidential secure PC printing	Yes			–
Scan	A4 scan speed (Simplex ppm)	6.3 / 4.5 ppm Mono / Colour (ISO/IEC 24735 300 dpi)			
	Scan resolution (dpi)	1200 × 2400 dpi	–	–	–
	Document Capture Pro*4	Yes	–	–	–
	Scan to email, PC, FTP, network folder, SharePoint®*5, USB memory without a PC	Yes	–	–	–
	Scan to Cloud (Epson Connect)	Yes	–	–	–
Copy	A4 copy speed (ipm)	19 / 19 ipm Mono / Colour (ISO/IEC 24735 ADF Simplex)			
	Zoom ratio	25 – 400%, Auto Fit Function	–	–	–
	Copy resolution (dpi)	Up to 600 × 1200 dpi	–	–	–
Fax	Fax transmission speed (Kbps)	Up to 33.6 Kbps	–	–	–
	Fax memory	6MB / 550 pages	–	–	–
Connectivity	Mobile and cloud printing	Email Print for Enterprise (direct and pull printing, job release via mobile, secure printing) Apple AirPrint, Google Cloud Print™			
	Network interfaces	Hi-Speed USB *Compatible with the USB 2.0 Specification. Ethernet Gigabit 1000BASE-T / 100BASE-TX / 10BASE-T. Wireless IEEE 802.11b/g/n (supports Wi-Fi Direct)			
Paper Handling	Plain paper size	A4, A5, A6, B5, Letter, Legal, Envelope #10, DL, C6, C4, User Defined 89 × 127 ~ 215.9 × 1200 mm, Photo Paper 9 × 13 cm, 10 × 15 cm, 13 × 18 cm, 20 × 25 cm, 16:9 wide			
	Duplex ADF	35 A4 sheets	–	–	–
	Paper capacity	Std: 330 sheets × 80 gsm (250 sheets cassette / 80 sheets rear MP tray) Max: 580 sheets × 80 gsm (Extra 250 sheets cassette)			
General	Colour touch-screen (cm)	10.9 cm	8.8 cm	5.6 cm Mono LCD	
	Power consumption Operating / Ready / Sleep / Power Off (Watts)	22 / 8.9 / 2.6 / 0.3W	20 / 7.8 / 1.8 / 0.3W	25 / 6.2 / 2.3 / 0.3W	24 / 5.5 / 1.6 / 0.3W
	Dimensions (W × D × H) (mm)	461 × 442 × 342 mm		461 × 442 × 284 mm	
	Weight (kg)	14.3 kg	14.2 kg	11.4 kg	11.3 kg

A3+ Specifications

		WorkForce Pro WF-8590DWF	WorkForce Pro WF-8510DWF	WorkForce Pro WF-8090DW	WorkForce Pro WF-8010DW
Type	Functions	A3+ Business Multifunction printer Duplex print, scan, copy and fax		A3+ Business Single function printer Duplex print	
Print	Ink technology	4 colour printer – PrecisionCore printhead			
	First page out (sec)	5 / 5 sec Mono / Colour			
	A4 Maximum print speed (ppm)*1	34 / 34 ppm Mono / Colour			
	A4 print speed (ppm)*1	24 / 24 ppm Mono / Colour (ISO/IEC 24734)			
	A4 duplex print speed (ppm)*1	16 / 16 ppm Mono / Colour (ISO/IEC 24734)			
	Print resolution (dpi)	Up to 4800 × 1200 dpi Default black resolution: 600 × 600 dpi			
	Maximum monthly duty cycle*3	65,000 pages			
	Printing emulations	PCL 5/6, Adobe PostScript 3®, PDF	GDI	PCL 5/6, Adobe PostScript 3®, PDF	GDI
	Direct print from USB memory	Yes (PDF / TIFF / JPEG)	Yes (TIFF / JPEG)	–	–
	Confidential secure PC printing	Yes			
Scan	A4 Scan speed (Simplex) (ppm)	23 ppm Mono / Colour (ISO/IEC 24735 300 dpi)	–	–	–
	Scan resolution (dpi)	1200 × 2400 dpi	–	–	–
	Document Capture Pro*4	Yes	–	–	–
	Scan to email, PC, FTP, network folder, SharePoint®*5, USB memory without a PC	Yes	Yes	–	–
	Scan to Cloud (Epson Connect)	Yes	Yes	–	–
Copy	A4 copy speed (ipm)	22 / 21 ipm Mono / Colour (ISO/IEC 24735 ADF Simplex)	–	–	–
	Zoom ratio	25-400%, Auto Fit Function	–	–	–
	Copy resolution (dpi)	Up to 600 × 1200 dpi	–	–	–
Fax	Fax transmission speed (Kbps)	Up to 33.6 Kbps	–	–	–
	Fax memory	6MB / 550 pages	–	–	–
Connectivity	Mobile and cloud printing	Email Print for Enterprise (direct and pull printing, job release via mobile, secure printing) Apple AirPrint, Google Cloud Print™			
	Network interfaces	Hi-Speed USB *Compatible with the USB 2.0 Specification. Ethernet Gigabit 1000BASE-T / 100BASE-TX / 10BASE-T. Wireless IEEE 802.11b/g/n (supports Wi-Fi Direct) Ethernet and Wireless can work concurrently. Wireless and Wi-Fi Direct cannot work concurrently.			
Paper Handling	Plain paper size	A3+, A3, A4, A5, A6, B5, Letter, Legal, Envelope #10, DL, C6, C4, User Defined 89 × 127 ~ 215.9 × 1200 mm, Photo Paper 9 × 13 cm, 10 × 15 cm, 13 × 18 cm, 20 × 25 cm, 16:9 wide			
	Duplex ADF	50 sheets			
	Paper capacity	Std: 331 sheets × 80 gsm (250 sheets cassette / 80 sheets rear MP tray / 1 sheet front manual feed) Max: 1831 sheets × 80 gsm (Extra 3 × 500 sheet cassettes)			
General	Colour touch-screen (cm)	12.7 cm	12.7 cm	5.6 cm Mono LCD	
	Power consumption Operating / Ready / Sleep / Power Off (Watts)	39 / 17 / 2.4 / 0.4W	39 / 17 / 2.4 / 0.4W	37 / 8.1 / 2.1 / 0.4W	37 / 8.1 / 2.1 / 0.4W
	Main unit dimensions (W × D × H) (mm)	590 × 570 × 464 mm		567 × 570 × 378 mm	
	Main unit weight (kg)	34.3 kg	34.3 kg	25.9 kg	25.9 kg

*1For further details, please visit www.epson.eu/inkjetsaving *2Approx. page yield based on ISO/IEC 24711/24712. Actual yield will vary depending on images printed and usage conditions. For more information, please visit www.epson.eu/pageyield *3The maximum number of printed pages per month based on the performance capabilities of the printer, including ISO rated print speeds and paper handling capabilities.

*4Document Capture Pro standard software is available for free download from the Epson website. *5This can only be available when using Epson Document Capture Pro software. Wi-Fi is a registered mark of the Wi-Fi Alliance. Wi-Fi Direct is a mark of the Wi-Fi Alliance. PostScript, and PostScript 3 are trademarks of Adobe Systems Incorporated.

Not all products are available in all countries. Please check with your local Epson representative for details or visit www.epson-europe.com

Austria 01 253 49 78 333 **Belgium** +32 (0)2 792 04 47 **Czech** 800/142 052 **Denmark** 44 50 85 85 **Finland** 0201 552 091 **France** 09 74 75 04 04
(Cost of local call, operator charges may apply) **Germany** +49 (0) 2159/92 79 500 **Greece** 210-8099499 **Hungary** 06800 147 83 **Ireland** 01 436 7742
Italy 02-660321 10 (0,12 €/min) **Luxembourg** +352 27860692 **Middle East** +9714 8872172 **Netherlands** +31 (0)20 708 5099 **Norway** +47 67 11 37 00
Poland 0-800 4911299 (0,16 zł/min) **Portugal** 707 222 111 **Russia** (095) 777-03-55 **Slovakia** 0850 111 429 **South Africa** (+2711) 465-9621
Spain 93 582 15 00 **Sweden** 0771-400135 (Mobilsamtal – 0,99 kr/min, Lokala samtal – 0,30 kr/min, Utlandsamtal – 0,89 kr/min)
Switzerland 022 592 7923 **Turkey** (0212) 3360303 **United Kingdom** 0871 222 6702

Trademarks and registered trademarks are the property of Seiko Epson Corporation or their respective owners.
Product information is subject to change without prior notice.

EPSON®