

Scanning solutions for every business need



Document management made easy

Create a better business environment with the support of a global leader in scanning solutions. The Epson scanner range offers high performance scanning solutions.

Purchasing considerations

The Epson scanner range offers a variety of options to suit many business requirements. To ensure every user selects the right device for their needs, we advise considering these key factors:



Why are you scanning?

Compliance and security

Improve productivity

Storage and archiving



Media

What needs to be scanned?

Are they all standard sizes, or do they vary?

What are the different types of media?



People

Who is doing the scanning?

How frequently do they scan?

What volume do they scan?



Location

Where is the scanning happening?

Does one office need a scanner, or multiple branches?

Do mobile workers need to scan?



Our credentials



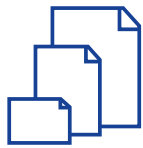
30 years of experience

Epson made its first scanner in 1986, and we have been growing since



1 in 6

Document scanners sold around the world are Epson



Wide media handling

If Epson prints on it – we can scan it



Award-winning designs

This includes the Red Dot Design Award 2019 and BLI Summer Pick Award 2019 for our mobile scanners

Award-winning scanning



Epson develops sustainable office technology. Our products contribute to a waste-less society and circular economy through its range of printers, scanners, and TCO-certified projectors.



reddot design award
winner 2019



Epson ES-50/ES-60W/DS-80W

Modern government solutions

Throughout government departments, forms and applications are initiating crucial processes – from immigration and social welfare to planning and licensing. Epson document scanners are deployed to automate front and back office processes so that staff can provide a modern, secure and efficient level of public service.

Front office

Ideal for busy reception environments with a requirement for high accuracy, our scanners are designed to capture documents, forms and public identification for streamlined record-keeping.



DS-1630



DS-530



DS-780N



DS-870



DS-32000

Back office

Volume scanning capabilities facilitate case management and enable large documents to be stored in line with corporate policies.

Consider DS-32000



Transform your scanning environment with a high-volume scanner that adjusts to meet your professional needs.

Speed at 300 dpi: 90ppm / 180ipm

ADF: 120 sheets

Daily duty cycle: 40,000 pages

Specialist

From tax payment processing in front offices, to large format scanning within planning and building, Epson have a range of market-leading scanning solutions.



TM-S9000II-MJ



Surecolor SC-T5400M



Technology focus

Put users in control of the job they are completing with advanced technology.

Slow mode enables documents to be captured more easily by reducing the roller speed without increasing file sizes.

Double feed detection skip means difficult documents like envelopes and post-it notes can be processed rapidly.

Efficient healthcare solutions

Achieve absolute precision across the healthcare sector. Our scanners capture the widest range of media – from X-rays and film, to aged medical records and long document reports for streamlined patient care.

Specialist

Using the latest software, capture photographs, negatives and X-rays in high resolution detail, and to international standards such as DICOM*.

*Additional software required at extra costs

Recommended products:



Perfection
V850



Expression
12000XL



Expression
12000XL Pro

Back office

Digitise the most challenging of medical records. Epson's high-speed A3 and A4 production devices with high capacity feeders offer the flexibility required to scan every document in the file.

Recommended products:



DS-70000



DS-970



DS-30000

Consider DS-70000



Epson's robust A3 flatbed document scanner is fast with impressive duty cycles.

Speed at 300dpi: 70ppm/140ipm

ADF: 200 sheets

Daily duty cycle: 8000

Technology focus



Epson's flatbed conversion kit enables customers to easily digitise difficult documents like X-rays and aged medical records.

Compatible with:
DS-530, DS-770, DS-870 and DS-970

Front office

Scan directly to secure collaborative work areas or cloud services at the touch of a button. For doctor's surgeries, busy reception desks, where space is limited and efficient document processing is a necessity.

Recommended products:



DS-570W



DS-360W



DS-80W



Shared spaces and agile mobile working solutions

From traditional mobile environments such as field sales and logistics applications, to modern hot desking and the gig economy, businesses need to safeguard information by digitising documents promptly.

Create an efficient home office

Using Epson's latest ScanSmart software, it has never been easier to scan, save and send documents.

Recommended products:



ES-50



ES-60W

Open plan

Complete with on-device control panel lock functions and authentication protocols. Build Epson scan solutions into customer facing environments for assisted service and self-service applications.

Recommended products:



DS-780N



Wi-Fi and Wi-Fi Direct connection

Scan at the point of need with Wi-Fi Direct scanning solutions. Enable employees to link mobile devices directly through software applications and responsive software for enhanced workforce efficiency.

Recommended products:



DS-1660W



DS-360W



DS-570W

The mobile office

Build an office on the move with class-leading compact mobile solutions. Print with a WF-110, scan using a DS-80W and project with the EB-1795F.

Recommended products:

Scan



DS-80W

Print



WF-110W

Project



EB-1795F



Epson Workforce DS-80W/
Workforce ES-60W

Outstanding Mobile Scanner

Technology focus

Model shown:
DS-780N



Powerful, server based tools allow administrators to centrally manage job profiles and devices.

Monitor fleet performance without having to install software on individual computers and ensure documents are securely protected and only accessible by people who need them.

Accurate legal solutions

Manage legal documentation with ease – know how a document is scanned, where it is scanned and who scanned it, with a range of Epson scanners that capture every aspect of a case.

Home office

Quickly capture information at a moment's notice and save to a remote digital server or storage device, with compact solutions ideal for customer-facing environments.

Recommended products:



DS-310



DS-530



DS-360W



DS-770

Back office

Make it easy and quick to keep accurate, complete digital records with a scanner designed for bulk and volume scanning environments. Save on document preparation with innovative software features like auto rotate to create perfect digital files.

Recommended products:



DS-32000



DS-70000





Focused finance solutions

Reduce time spent digitising documents with Epson's scanners for financial services and insurance. From processing new customer applications to the addition of records within an existing claim, you can ensure you still meet your existing workflow processes and front office legal obligations.

Counter services

Quickly process, digitally manage and authenticate everyday transactions such as cheque and account applications. These compact, efficient network solutions allow documents to be sent directly and securely to head office departments for onward processing.

Recommended products:



TM-S1000



TM-S90000II-MJ



DS-530



DS-870



DS-30000

Bought ledger and credit control

Packed with advanced features like ultrasonic double feed detection, automatic feed mode, slow mode and double feed detection skip, users have all the functionality they need to scan high volumes of complex documents in a controlled and efficient way.

Recommended products:

Consider DS-870



High-speed scanning with easy-to-use processing capabilities for effortless document management.

Scan speed at 300dpi: 65ppm/130ipm

ADF: 100 sheets

Daily duty cycle: 7000



Active education solutions

Bring learning to life with scanning solutions that encourage collaboration and sharing – scan multiple pages at once, and send them straight to Microsoft Sharepoint, FTP, Cloud storage or any other chosen location with ease.

Front office

Spend less time filing and more time teaching; create PDFs in seconds, ready for sharing with colleagues or students – or for filing. Efficiently manage large batches with ease by scanning multiple pages at once and create individual documents too.

Recommended products:



DS-310



DS-1630



DS-410

Specialist

Research and review with ease, enable students to use our specialist devices to scan research material – from graphics and large construction plans to newspaper information.

Recommended products:



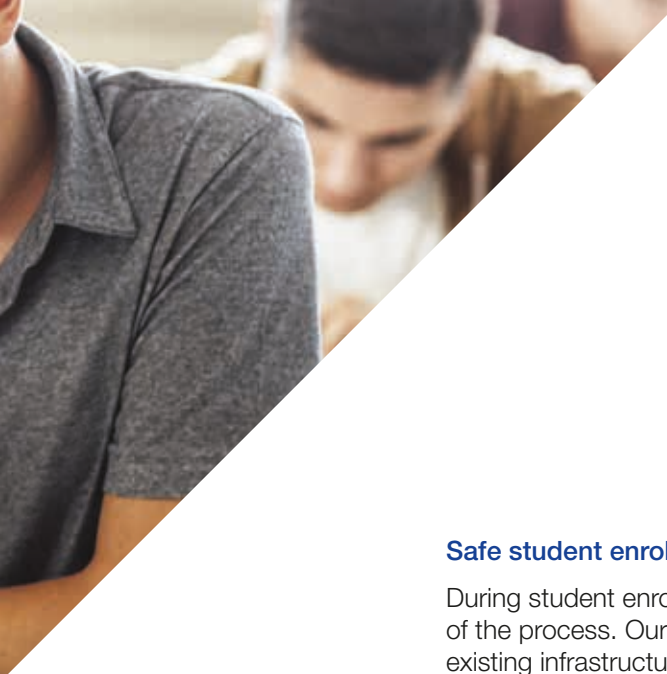
Perfection V850



Expression 12000XL PRO



Surecolor SC-T5400M



Safe student enrolment

During student enrolment, capturing documents is a critical part of the process. Our scanning solutions integrate easily into your existing infrastructure and take the burden off your admin staff.

Consider DS-32000



Benefit from passport scanning and a flexible design. Collapse the scanner down for easy transportation and storage.

Scan speed at 300dpi: 90ppm/180ipm

ADF: 120 sheets

Daily duty cycles: 40000

Effortless integration and sharing



Epson scanners are designed for seamless integration into your IT environment with industry standard TWAIN, WIA and ISIS driver support.

With Epson Document Capture software, choose from a range of additional document destinations: Scan to cloud, Scan-to-Email or network folder share.

With our Wi-Fi Direct™ solutions, users can control business scanners with Android and Apple mobile devices through the Epson DocumentScan app. Simple solutions for agile workers and hot-desking.

Mobile scanner range



Compact and lightweight



Automatic document feeder



Wi-Fi and Wi-Fi Direct









Built-in lithium batteries



Correct document skew

Create a mobile office with the support of a global leader in scanning solutions. Wherever your work takes you, produce high quality scans with Epson mobile scanners.

Model	 WorkForce DS-70	 WorkForce DS-80W	 WorkForce DS-310	 WorkForce DS-360W	 WorkForce ES-50	 WorkForce ES-60W
Scanning Speed Mono	5.5s/page	4s/page	25ppm / 50ipm	25ppm / 50ipm	5.5s/page	4s/page
Scanning Speed Colour	5.5s/page	4s/page	25ppm / 50ipm	25ppm / 50ipm	5.5s/page	4s/page
Automatic Document Feeder Capacity	1 page	1 page	20 pages	20 pages	1 page	1 page
ADF Paper Weight	35-270g/m ²	35-270g/m ²	52-230g/m ²	52-230g/m ²	35-270g/m ²	35-270g/m ²
Ultrasonic Sensor	N/A	N/A	N/A	N/A	N/A	N/A
Scanning Resolution (Horizontal x Vertical)	600 x 600DPI	600 x 600DPI	1200 x 1200DPI	1200 x 1200DPI	600 x 600DPI	600 x 600DPI
Reliability Daily Duty Cycle	300	300	500	500	300	300
Interfaces	USB	USB, Wi-Fi, Wi-Fi direct	USB 3.0	USB, Wi-Fi, Wi-Fi direct	USB	USB, Wi-Fi, Wi-Fi direct
Light Source	ReadyScan LED technology	ReadyScan LED technology	ReadyScan LED technology	ReadyScan LED technology	ReadyScan LED technology	ReadyScan LED technology
Drivers	TWAIN, WIA, ISIS, ICA	TWAIN, WIA, ISIS, ICA	TWAIN, WIA, ISIS, ICA	TWAIN, ICA	TWAIN, WIA, ISIS, ICA	TWAIN, WIA, ISIS, ICA
Software	Epson Document Capture software suite, Epson Scan 2	Epson Document Capture software suite, Epson Scan 2	Epson Document Capture software suite, Epson Scan 2, Newsoft Presto! BizCard 5.6	Epson Document Capture software suite, Epson Scan 2, Newsoft Presto! BizCard	Epson ScanSmart, Epson Scan 2	Epson ScanSmart, Epson Scan 2
Push / Pull Scanning ³	Pull / Push	Pull / Push	Pull / Push	Pull / Push	Pull / Push	Pull / Push
Automatic De-Skew	✓	✓	✓	✓	✓	✓
Text Enhancement	✓	✓	✓	✓	✓	✓
RGB Colour Enhance	✓	✓	✓	✓	✓	✓
RGB Colour Dropout	✓	✓	✓	✓	✓	✓
Skip Blank Page	✓	✓	✓	✓	✓	✓
Punch Holes Removal	✓	✓	✓	✓	✓	✓
Auto Rotation	✓	✓	✓	✓	✓	✓
Weight	270g (0.27kg)	300g (0.3kg)	1.1kg	1.3kg	270g (0.27kg)	300g (0.3kg)
Standard Warranty	24 months carry in	24 months carry in	12 months carry in	12 months carry in	24 months carry in	24 months carry in
Dimensions - (W x D x H)	272 x 47 x 34mm	272 x 47 x 34mm	288 x 89 x 51mm	288 x 89 x 67mm	272 x 47 x 34mm	272 x 47 x 34mm

Sheetfed scanner range

Capable of scanning up to 90 pages per minute or 180 images per minute, sheetfed scanners offer production-level performance thanks to up to 40,000 page-per-day duty cycles.



Automatic paper size detection



High-speed ADF scanning with duplex












Scan up to 40,000 pages per day



Wi-Fi and network options



Onboard sensors to prevent errors

Model									
Scanning Speed Mono	26ppm / 52ipm	35ppm / 70ipm	35ppm / 70ipm	45ppm / 90ipm	45ppm / 90ipm	65ppm / 130ipm	85ppm / 170ipm	70ppm / 140ipm	90ppm / 180ipm
Scanning Speed Colour	26ppm / 52ipm	35ppm / 70ipm	35ppm / 70ipm	45ppm / 90ipm	45ppm / 90ipm	65ppm / 130ipm	85ppm / 170ipm	70ppm / 140ipm	90ppm / 180ipm
Automatic Document Feeder Capacity	50 pages	50 pages	50 pages	100 pages	100 pages	100 pages	100 pages	120 pages	120 pages
ADF Paper Weight	50 - 209g/m ²	27 - 413g/m ²	27 - 413g/m ²	27 - 413g/m ²	27 - 413g/m ²	27 - 413g/m ²	27 - 413g/m ²	27 - 413g/m ²	20 - 413g/m ²
Ultrasonic Sensor	N/A	✓	✓	✓	✓	✓	✓	✓	✓
Scanning Resolution (Horizontal x Vertical)	600 x 600DPI	600 x 600DPI	600 x 600DPI	600 x 600DPI	600 x 600DPI	600 x 600DPI	600 x 600DPI	600 x 600DPI	600 x 600DPI
Reliability Daily Duty Cycle	3,000	4,000	4,000	5,000	5,000	7,000	9,000	30,000	40,000
Interfaces	USB 2.0	USB 3.0	USB 3.0, Wi-Fi, Wi-Fi Direct	USB 3.0	USB 3.0, Ethernet Interface	USB 3.0	USB 3.0	USB 3.0	USB 3.0
Light Source	ReadyScan LED Technology	ReadyScan LED Technology	ReadyScan LED Technology	ReadyScan LED Technology	ReadyScan LED Technology	ReadyScan LED Technology	ReadyScan LED Technology	ReadyScan LED Technology	ReadyScan LED Technology
Drivers	TWAIN, WIA, ISIS, ICA	TWAIN, WIA, ISIS, ICA	TWAIN, WIA, ICA	TWAIN, WIA, ISIS, ICA	TWAIN, WIA, ISIS, ICA	TWAIN, WIA, ISIS, ICA	TWAIN, WIA, ISIS, ICA	TWAIN, WIA, ISIS, ICA	TWAIN, WIA, ISIS, ICA
Software	Epson Document Capture software suite, Epson Scan 2	Epson Document Capture software suite, Epson Scan	Epson Document Capture software suite, Epson Scan	Epson Document Capture software suite, Epson Scan 2	Epson Document Capture software suite, Epson Scan 2	Epson Document Capture software suite, Epson Scan 2	Epson Document Capture software suite, Epson Scan 2	Epson Document Capture software suite, Epson Scan 2	Epson Document Capture software suite, Epson Scan 2
Push / Pull Scanning³	Pull / Push	Pull / Push	Pull / Push	Pull / Push	Pull / Push	Pull / Push	Pull / Push	Pull / Push	Pull / Push
Automatic De-Skew	✓	✓	✓	✓	✓	✓	✓	✓	✓
Text Enhancement	✓	✓	✓	✓	✓	✓	✓	✓	✓
RGB Colour Enhance	✓	✓	✓	✓	✓	✓	✓	✓	✓
RGB Colour Dropout	✓	✓	✓	✓	✓	✓	✓	✓	✓
Skip Blank Page	✓	✓	✓	✓	✓	✓	✓	✓	✓
A3 Stitching	✓	✓	✓	✓	✓	✓	✓	✓	✓
Punch Holes Removal	✓	✓	✓	✓	✓	✓	✓	✓	✓
Auto Rotation	✓	✓	✓	✓	✓	✓	✓	✓	✓
Weight	2.5kg	3.7kg	3.7kg	3.6kg	3.7kg	3.6kg	3.6kg	3.6kg	3.6kg
Standard Warranty	12 months on-site service	12 months on-site service	12 months on-site service	12 months on-site service	12 months on-site service	12 months on-site service	12 months on-site service	12 months on-site service	12 months on-site service
Dimensions (W x D x H)	297 x 152 x 154mm	296 x 169 x 176mm	296 x 169 x 176mm	296 x 169 x 176mm	296 x 212 x 217mm	296 x 169 x 167mm	296 x 169 x 167mm	296 x 169 x 167mm	296 x 169 x 167mm

Flatbed scanner range



Automatic paper detection



High-speed ADF scanning with duplex



Scan up to 8,000 pages per day



Network versions



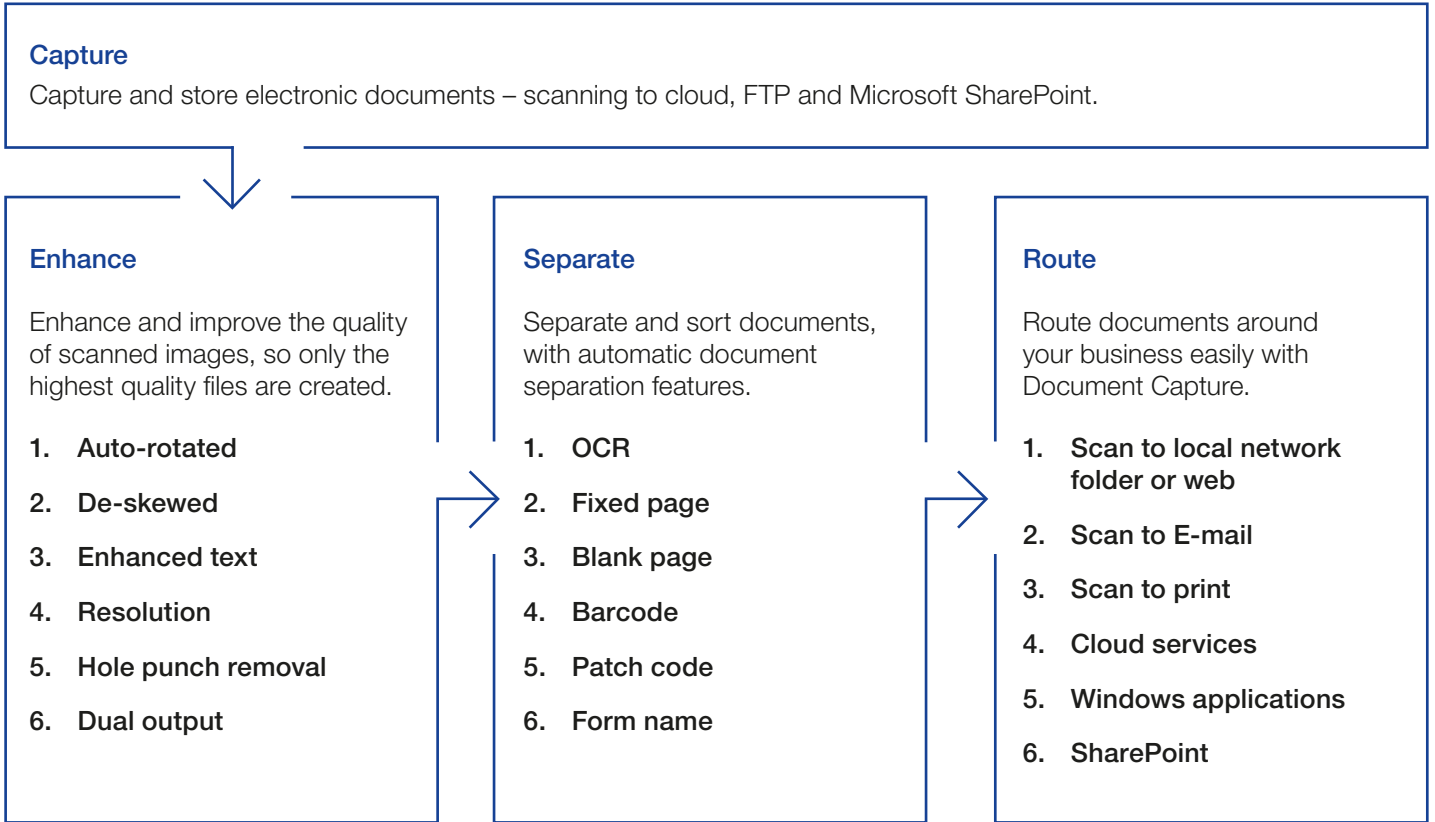
High resolution capability

The flatbed range quickly and easily scans documents of any shape or size. Ideal for scanning irregularly shaped or fragile items, as well as books and bound media.

Model	 WorkForce DS-1630	 WorkForce DS-1660W	 WorkForce DS-6500	 WorkForce DS-7500	 WorkForce DS-50000	 WorkForce DS-60000	 WorkForce DS-70000	 Expression 12000XL	 Expression 12000XL Pro
Scanning Speed Mono	25ppm / 10ipm	25ppm / 10ipm	25ppm / 50ipm	40ppm / 80ipm	4s/page	40ppm / 80ipm	70ppm / 140ipm	12ppm	12ppm
Scanning Speed Colour	25ppm / 10ipm	25ppm / 10ipm	25ppm / 50ipm	40ppm / 80ipm	4s/page	40ppm / 80ipm	70ppm / 140ipm	12ppm	12ppm
Automatic Document Feeder Capacity	50 pages	50 pages	100 pages	100 pages	N/A	N/A	N/A	N/A	N/A
ADF Paper Weight	50 - 120g/m ²	50 - 120g/m ²	50 - 128g/m ²	50 - 128g/m ²	N/A	50 - 128g/m ²	35 - 128g/m ²	N/A	N/A
Ultrasonic Sensor	✓	✓	✓	✓	N/A	✓	✓	N/A	N/A
Scanning Resolution (Horizontal x Vertical)	1200 x 1200DPI	1200 x 1200DPI	1200 x 1200DPI	1200 x 1200DPI	600 x 600DPI	600 x 600DPI	600 x 600DPI	2400 x 4800DPI	2400 x 4800DPI
Reliability Daily Duty Cycle	1,500	1,500	3,000	4,000	N/A	5,000	8,000	N/A	N/A
Interfaces	USB 3.0	USB 3.0	USB 2.0	USB 2.0	USB 2.0	USB 2.0	USB 2.0	USB 2.0	USB 2.0
Light Source	ReadyScan LED Technology	ReadyScan LED Technology	ReadyScan LED Technology	ReadyScan LED Technology	ReadyScan LED Technology	ReadyScan LED Technology	ReadyScan LED Technology	ReadyScan LED technology	ReadyScan LED technology
Drivers	TWAIN, WIA, ISIS, ICA	TWAIN, WIA, ICA	TWAIN, WIA, ISIS, ICA	TWAIN, WIA, ISIS, ICA	TWAIN, WIA, ISIS, ICA	TWAIN, WIA, ISIS, ICA	TWAIN, WIA, ISIS, ICA	TWAIN, WIA	TWAIN, WIA
Software	Epson Document Capture software suite, Epson Scan	Epson Document Capture software suite, Epson Scan	Epson Document Capture software suite, Epson Scan	Epson Document Capture software suite, Epson Scan	Epson Document Capture software suite, Epson Scan	Epson Document Capture software suite, Epson Scan	Epson Document Capture software suite, Epson Scan	Epson Scan 2, SilverFast Ai ver 8.8	Epson Scan 2, SilverFast Ai ver 8.8
Push / Pull Scanning ³	Pull / Push	Pull / Push	Pull / Push	Pull / Push	Pull / Push	Pull / Push	Pull / Push	N/A	N/A
Automatic De-Skew	✓	✓	✓	✓	✓	✓	✓	✓	✓
Text Enhancement	✓	✓	✓	✓	✓	✓	✓	✓	✓
RGB Colour Enhance	✓	✓	✓	✓	✓	✓	✓	✓	✓
RGB Colour Dropout	✓	✓	✓	✓	✓	✓	✓	✓	✓
Skip Blank Page	✓	✓	✓	✓	N/A	✓	✓	N/A	N/A
A3 Stitching	✓	✓	N/A	N/A	N/A	N/A	N/A	N/A	N/A
Punch Holes Removal	✓	✓	✓	✓	✓	✓	✓	✓	✓
Auto Rotation	✓	✓	✓	✓	✓	✓	✓	✓	✓
Weight	3.7kg	3.7kg	9.8kg	9.8kg	14.8kg	26.9kg	26.9kg	14.3kg	20.5kg
Standard Warranty	12 months on-site service	12 months on-site service	12 months on-site service	12 months on-site service	12 months on-site service	12 months on-site service	12 months on-site service	12 months on-site service	12 months on-site service
Dimensions - (W x D x H)	451 x 315 x 120mm	451 x 315 x 120mm	495 x 360 x 217mm	495 x 360 x 217mm	640 x 468 x 156mm	640 x 522 x 289mm	640 x 522 x 289mm	656 x 458 x 158mm	656 x 460 x 292mm

Software

Document Capture software suite makes it easy for beginners or experienced users to integrate Epson scanners into any document workflow.



Additionally, Epson has the capability to connect to incumbent document management solutions via TWAIN, ISIS, ICA or WIA. For further information, please contact your local representative.



Epson Device Admin

Our latest version of EDA enables you to easily manage an entire fleet of printers and scanners remotely² – with full control, including the ability to install, configure, monitor, maintain and troubleshoot your devices for increased productivity and cost savings.

Centrally monitor and manage devices

Added efficiency thanks to an intuitive interface

Troubleshoot and report on device activity

www.epson.eu/device-admin

Superior scanning at any size

Scan items as small as a postage stamp or up to an A0 floorplan, using a variety of devices designed to suit a wide range of requirements.



Sheetfed scanner solutions



Flatbed scanner solutions



Large format scanner solutions



Multi-function scanner solutions



Graphic scanner solutions



Cheque scanner solutions

For more information please visit: www.epson-middleeast.com/en/business-scanner

1. NFC is only supported on Android devices
2. Networked Business Inkjet Pro & Laser printers/MFPs, Business Scanners and Large Format Printers
3. Pull / Push scanning with Document Capture software suite
4. Network Interface Unit disables USB interface

For further information please contact your local Epson office or visit www.epson-middleeast.com

Epson Middle East
P.O. Box 371567, Dubai
United Arab Emirates
Telephone: +9714 2677638
www.epson.eu/contact-us

