

Release the potential of a dynamic workflow



Software

Epson's software suite is a range of easy-to-use solutions for scanning, separating and sending documents around your business and beyond.

Capture

Document Capture Pro 2.0 enables individuals to scan, save and share information around the business easily. Advanced features for naming, separating and routing documents makes scanning easy – and logical. Save and send files in common formats like PDF, jpeg, tiff and many more.

Protect

Powerful, server based tools allow administrators to centrally manage job profiles and devices. Monitor fleet performance without having to install software on individual computers and ensure documents are securely protected and only accessed by people who need them.

Control panel lock*

LDAP login*

Dynamic profile controls*

*Features available on select models

Enhance

Epson Document Capture Pro 2.0 is designed to do more than just scan and send a document. It features tools that enhance and improve the quality of an original document, ensuring that the best quality is achieved for future data use.

Auto rotate and deskew

Automatic paper size detection

Colour enhance/dropout

Text enhancement

Separate

Use advanced built-in features to automatically sort and separate batches of paper documents from each other to boost productivity and automate processes.

Zonal OCR

1D and 2D barcodes

Patchcode

Pre-defined templates



Model shown: DS-530
with flatbed conversion kit

Sheetfed scanners for increased productivity

Create a better business environment with the support of a global leader in scanning solutions. Built with performance at its heart, the Epson sheetfed business scanner range is the ideal solution for busy offices and front-of-house applications.



Models shown left to right:
DS-410, DS-530, DS-780N

Range overview

Compact

Utilising its compact design, the WorkForce sheetfed range can be positioned in front offices and customer-facing environments for ease of access.

Versatile

Featuring best-in-class paper feed technology, an industry first slow mode function, and innovative double feed detection skip function, it ensures the ability to scan challenging media from as thin as 27gsm through to 413gsm thick can be easily achieved.

Network

With advanced push scan features available on the WorkForce DS-780N, users can simply navigate to job profiles using an intuitive touch screen panel so that complicated scanning tasks can be carried out effortlessly.

Connected

Wi-Fi and Wi-Fi Direct come built in on the WorkForce DS-570W, allowing users to easily transfer documents directly to a smartphone or tablet for easy storage or for routing to cloud service platforms such as accounting or expenses.

Endurance

WorkForce sheetfed scanners offer production-level performance. With speeds of up to 85 pages per minute or 170 images per minute, 9,000 page-per-day duty cycles are possible, allowing businesses to meet the demands of the busiest departments and the most challenging media.

Modular

The optional flatbed conversion kit is ideal for businesses with occasional flatbed requirements, allowing bound documents, ID cards, passports and other irregularly shaped documents to be scanned in fine detail.

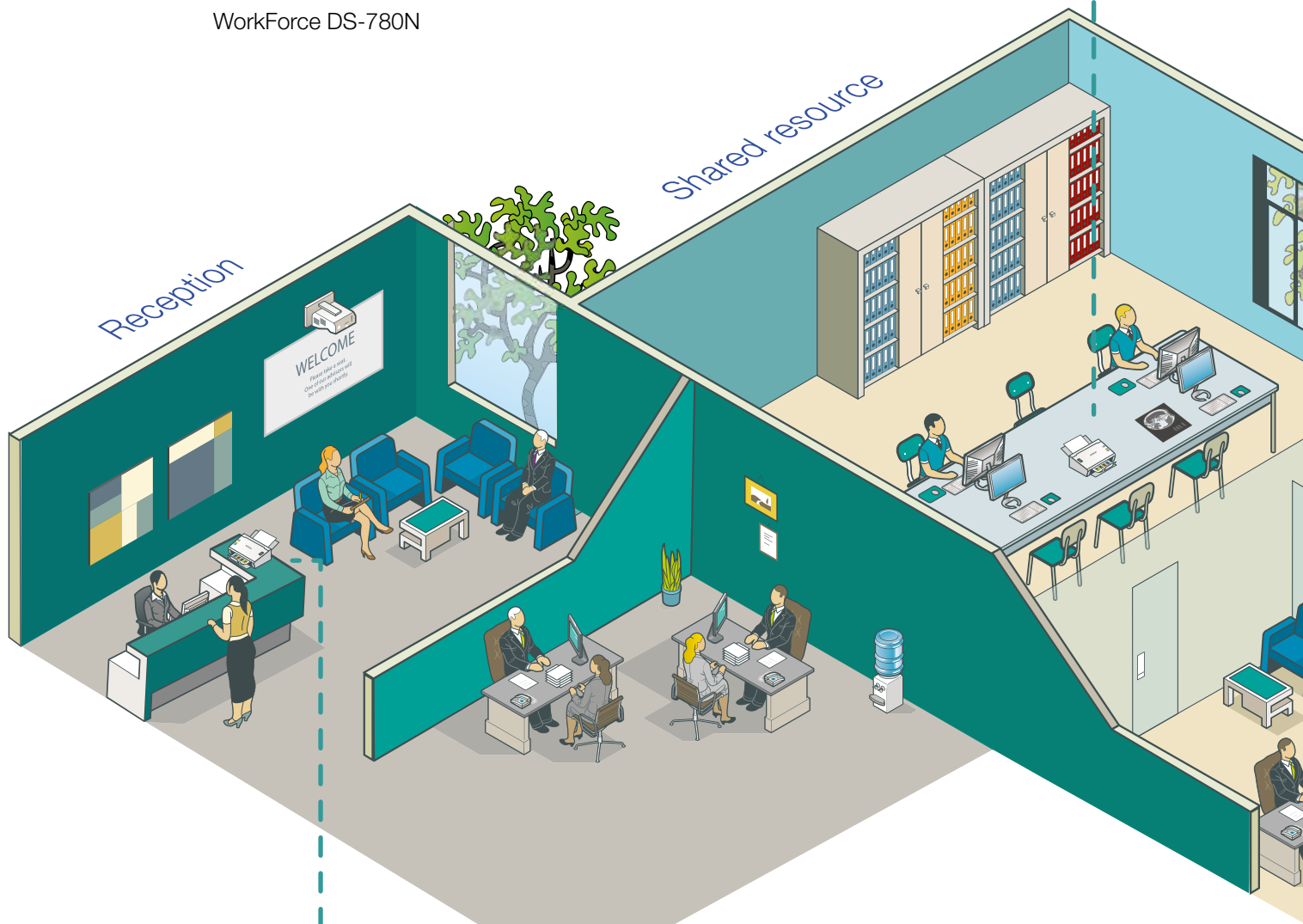


Better customer-focused service

Complete with on-device control panel lock functions and authentication protocols, Epson scan solutions can be placed into office or customer-facing environments for assisted service and self-service applications.

Consider...

WorkForce DS-780N



Streamline your customer facing environments

Perfect for reception environments where space is at a premium and efficient document processing is a must, our scanners are designed to capture documents, forms and public identification for streamlined record-keeping.

Consider...

WorkForce DS-410, WorkForce DS-530

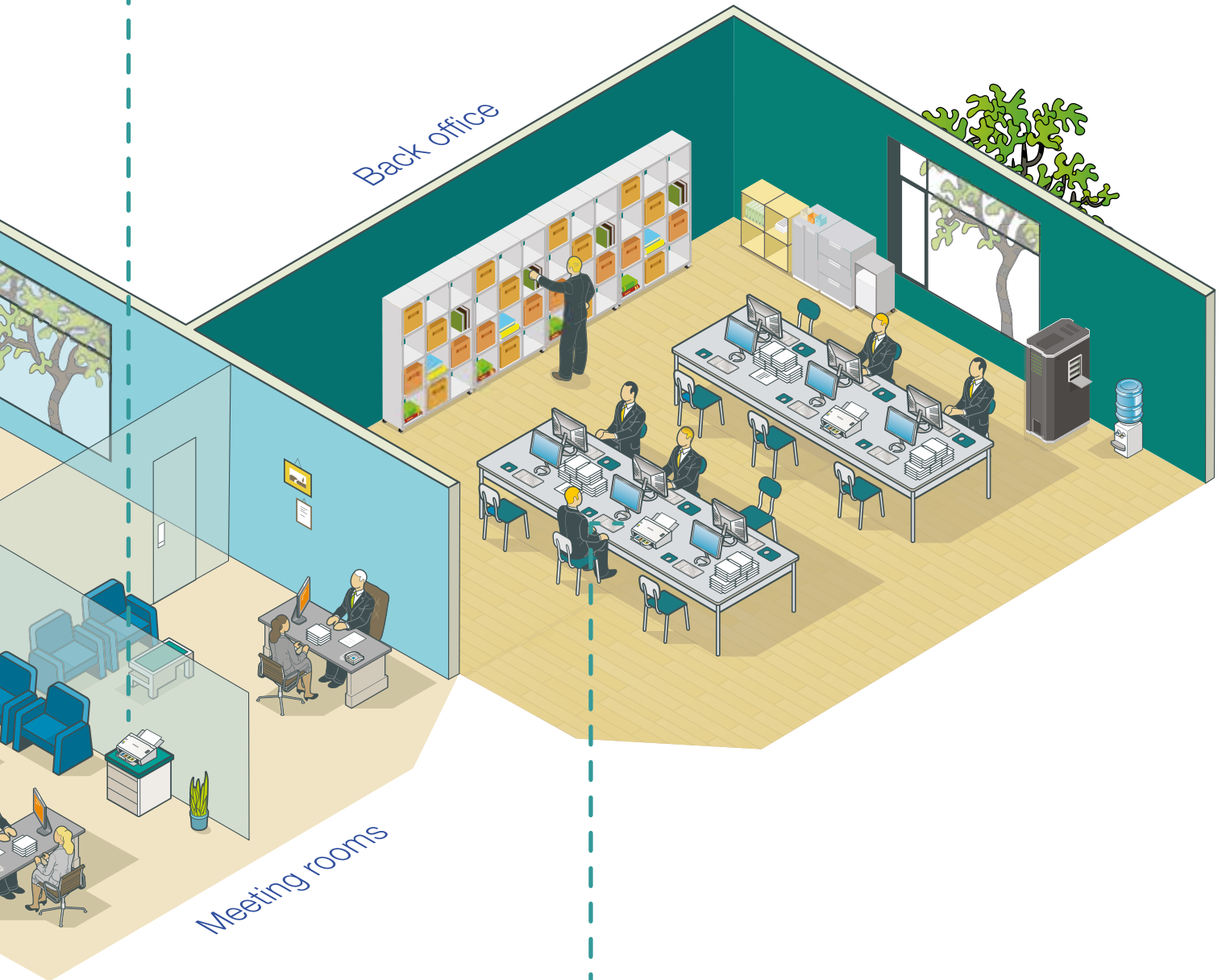


Optimise your office environment

Perfect for office environments with a requirement for high efficiency, our scanners are designed to capture documents quickly and effectively for streamlined record-keeping.

Consider...

WorkForce DS-530, WorkForce DS-770, WorkForce DS-570W










Ensure your organisation runs smoothly

Keep finance departments moving by ensuring invoices and payment transactions are recorded, automated and kept safe. Keep staff reviews, qualifications and team reviews up to date with secure user authenticated scanning solutions.

Consider...

WorkForce DS-870, WorkForce DS-970

Discover the sheetfed scanner range

Model	Speed at 300dpi	ADF	ADF media weight	Daily duty cycle	Ultrasonic sensor	Interface	Options	Drivers
 <p>DS-410 Affordable desktop scanning with easy-to-use Document Capture Pro software.</p>	26ppm/52ipm	50 sheets	50-209gsm	3000	No	USB 2.0	N/A	ISIS ¹ , WIA, TWAIN
 <p>DS-530 The intelligent sheetfed scanning choice revolutionising workflows with smart features for capturing a wide range of documents.</p>	35ppm/70ipm	50 sheets	27-413gsm	4000	Yes	USB 3.0	Network Interface Unit / Flatbed conversion kit	ISIS ¹ , WIA, TWAIN
 <p>DS-570W Scan documents easily to mobile, tablet and Wi-Fi-enabled workstations with this advanced and compact wireless sheetfed scanner.</p>	35ppm/70ipm	50 sheets	27-413gsm	4000	Yes	USB 3.0 / Wi-Fi / Wi-Fi direct	Network Interface Unit	ISIS ¹ , WIA, TWAIN
 <p>DS-770 A small and mighty scanner combining high quality images with effortless operation to deliver advanced document processing to businesses.</p>	45ppm/90ipm	100 sheets	27-413gsm	5000	Yes	USB 3.0	Network Interface Unit / Flatbed conversion kit	ISIS ¹ , WIA, TWAIN
 <p>DS-780N The secure and intelligent network scanner with user identification and bespoke job management functions to scan and share documents effectively.</p>	45ppm/90ipm	100 sheets	27-413gsm	5000	Yes	USB 3.0 / Network	N/A	ISIS ¹ , WIA, TWAIN
 <p>DS-870 High-speed scanning with easy-to-use processing capabilities for effortless document management.</p>	65ppm/130ipm	100 sheets	27-413gsm	7000	Yes	USB 3.0	Network Interface Unit / Flatbed conversion kit	ISIS ¹ , WIA, TWAIN
 <p>DS-970 Fast and high performance scanning for challenging scanning environments.</p>	85ppm/170ipm	100 sheets	27-413gsm	9000	Yes	USB 3.0	Network Interface Unit / Flatbed conversion kit	ISIS ¹ , WIA, TWAIN

¹For drivers, software and latest OS version compatibility go to Epson's website.

Wi-Fi is a registered trademark of Wi-Fi Alliance®.

For further information please contact your local Epson office or visit www.epson.co.uk

Home users: 0343 90 37766
Business users*: 0871 42 37766
Republic of Ireland: 01 436 7742

Or visit us at <https://www.epson.co.uk/contactus>

* 10p per minute plus network extras.

Trademarks and registered trademarks are the property of Seiko Epson Corporation or their respective owners. Product information is subject to change without prior notice.

EPSON®