

Interactive display quick start guide



Collaborate and inspire

This quick-start guide will walk you through the key functions of your new Epson interactive display solution, allowing you to get the best out of every meeting. Spend less time setting up, and more time presenting, discussing, and collaborating.

All in one interactive meeting room solution

Project Full HD up to 100" display size

Connect and present wirelessly from your device

Integrate with your current VC solution

Display, combine and annotate on content from multiple sources

Remote whiteboard sharing



Use the whiteboard

Find out more on page 4

Open

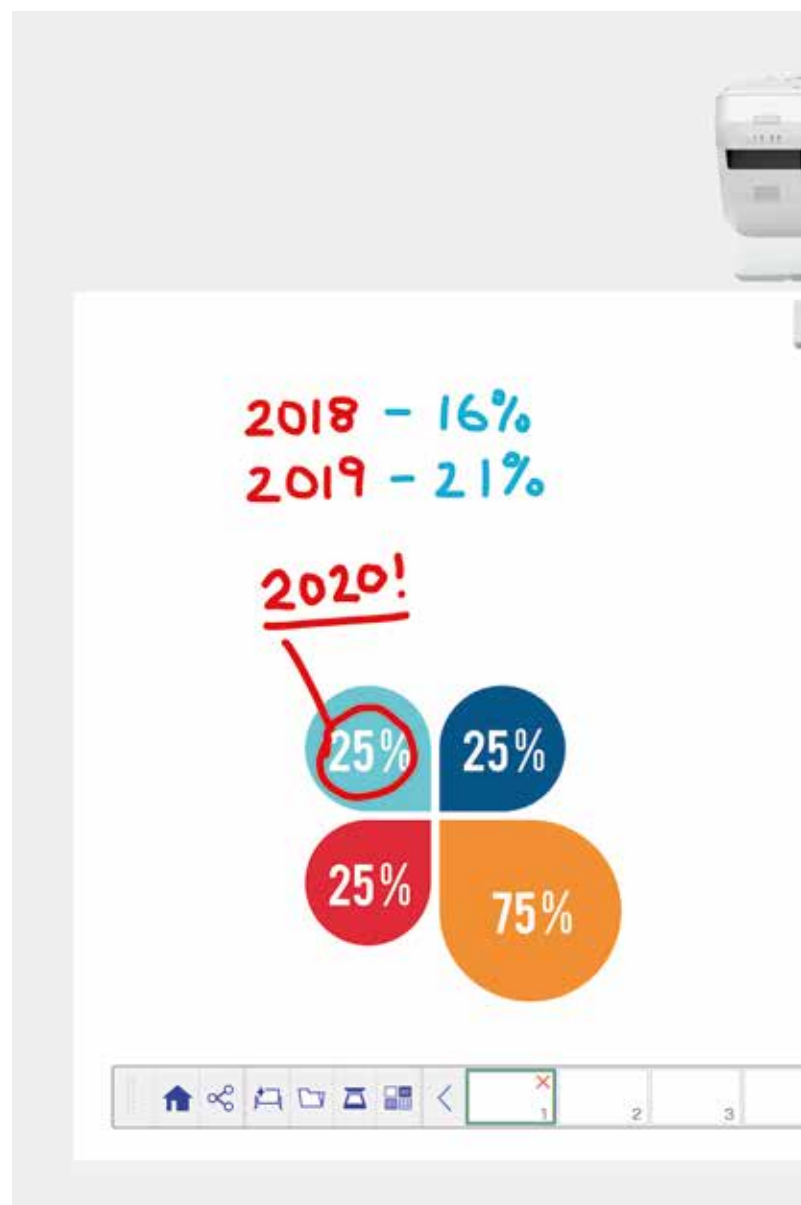
Open existing files from the network, or import from a USB device. Present a range of formats without relying on a PC.

Draw

Collaborate with clarity using a range of whiteboard drawing tools. Annotate on-screen content with the interactive pen, or your finger¹.

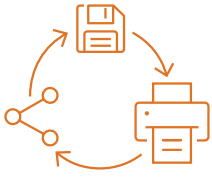
Colour

Mark your discussion points with multiple colours and thicknesses. Easily differentiate sections of your workings and pull out key elements.



Share, save and print

Find out more on page 6



Share

Create a collaborative meeting around your Epson interactive display solution. Simply share your work with colleagues and collaborate together in real time to produce better results.

Save

Save to a USB device or network. The save function supports a range of formats to optimise sharing.

Print

Send finished work to any printer on your network or save and print content live from collaborative meetings.



Display content from any source

Find out more on page 7

Connect a smart device

Share content from your smartphone or tablet with the Epson iProjection app for iOS and Android. You can also share your screen “live” using the screen mirroring² functionality without the need for cables or a network connection.

Connect to and from projectors

Host a meeting and invite colleagues to view your screen. Alternatively, join another projector to view and annotate in real time.

Turn your computer into a large 100" interactive display

View and use your desktop with the interactive pen or finger touch as a mouse.

Sliding split screen

Combine content from multiple sources to create a rich visual experience. Split screen mode allows you to choose your sources to get two screens in one.

Whiteboard sharing

Create a collaborative meeting around your Epson display solution. Share your work and emails with colleagues, view and annotate in real time for an easy workflow.

Edit and erase

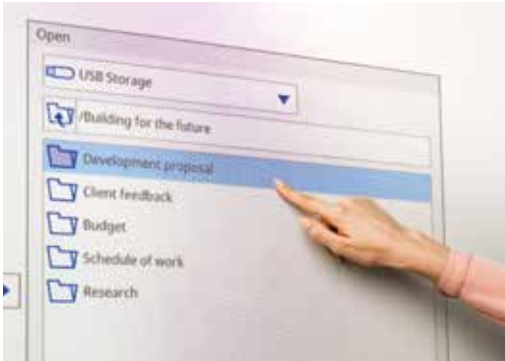
Visualise whatever you can imagine. Import, resize, rotate and move content quickly.

Add pages

Organise your thought process to maximise your productivity. Open a new blank page and import content or just start working.

Use the whiteboard

Opening a file



Use the whiteboard by following these simple steps:

1. Turn projector on
2. Press the whiteboard button on the control pad
3. Turn on the interactive pen
4. Start drawing and bringing your ideas together

Open



Press here to open an existing file from network or USB. The EB-1400 series supports PDF, PNG, JPEG and EWF file formats.

Draw

Use the toolbar to choose a drawing tool



shows or hides the toolbar



shows what your two pens and finger¹ are being used for


Colour

Select the active colour from the toolbar

Tap the down arrow next to a pen for custom colours

Adjust the pen thickness with the small and large circles

Control pad functions



There are five simple control functions on the control pad:

- 1 Turn the projector on and off
- 2 Select whiteboard mode
- 3 Select source
- 4 Connect a USB storage device
- 5 Connect to USB-B

Modify your work

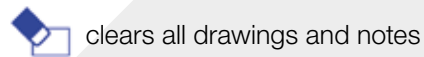


Edit and erase



Use the selection area to crop, rotate, resize, and move content

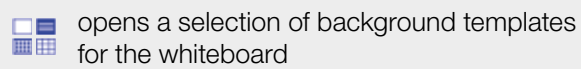
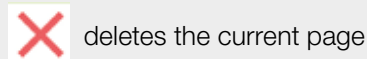
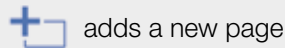
The top of the interactive pen can also be used as an eraser



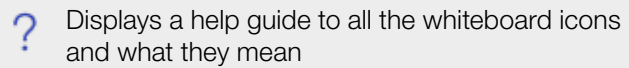
Create another page



Add Pages

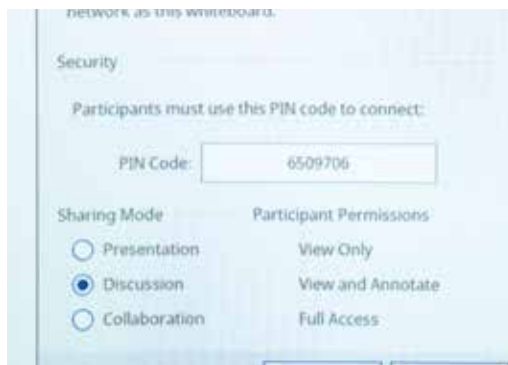


Get help



Share, save and print

Access smart collaboration



Share



Press here, then "Start sharing with this whiteboard"

Use generated pin or create pin

Set authority for other users:

Presentation – other users may view only

Discussion – other users may view and annotate

Collaboration – give other users full access

Work with colleagues remotely



Share via email by pressing here

Save



Use this to save the whiteboard to network or USB

The EB-1400 series supports saving to PNG, PDF and EWF file formats

Make a hard copy



Print



Press here to print content directly from the whiteboard

Display content from any source

Connect a smart device

To share content from your smartphone or tablet with functions such as screen mirroring², download the Epson iProjection app.

- 1 Connect your mobile device to the projector's network
- 2 Launch app and select connected projector
- 3 Select the web page, document or photo to project and you're ready to go



Connect to the projector



Project from any source

- ➡ Choose an input source by clicking this icon on the whiteboard or the control pad

Interact with your computer

- ➡ Press source and select PC from the list

Use the interactive pen or your finger¹ to browse the web, access files and more from your computer

Video conferencing



Sliding split screen mode

- 1 2 Press this icon in the bottom toolbar to split the screen in two
- 1 2 Press to choose sources for the left and right of the screen
- 1 2 Press to display two sources side-by-side – even a video conference

Your toolbar reference guide

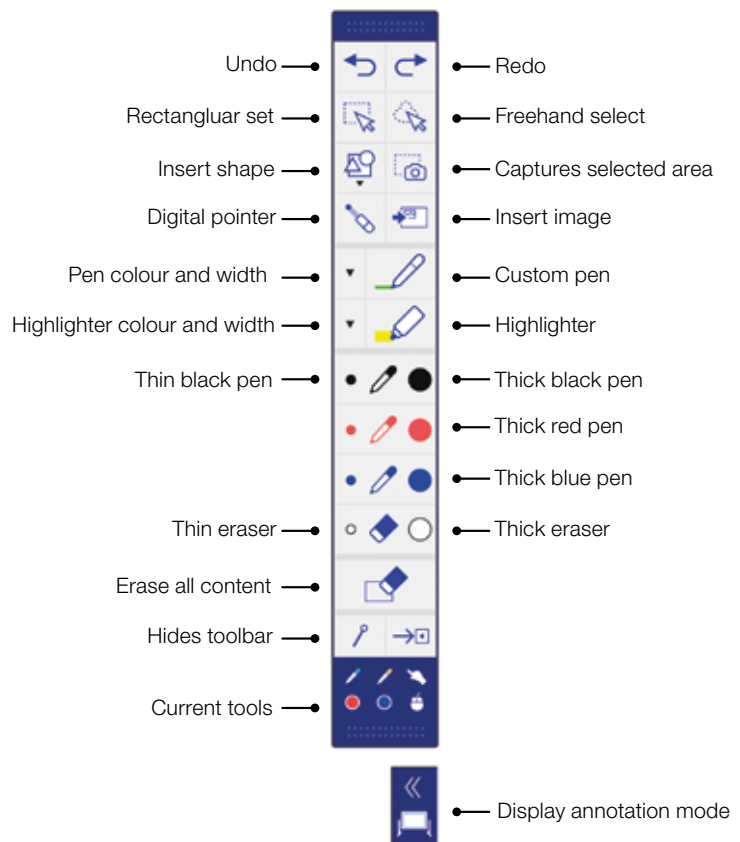
EB-1400 series

Make meetings a truly collaborative experience with an intuitive, interactive all-in-one meeting space solution. Embrace unified communications, BYOD (Bring your own device) strategies and remove the need for separate whiteboards and flipcharts. Project Full HD content on a scalable screen up to 100", bring colleagues together in person or remotely and enjoy a wide range of features that transform your meetings into new levels of interactivity and involvement.

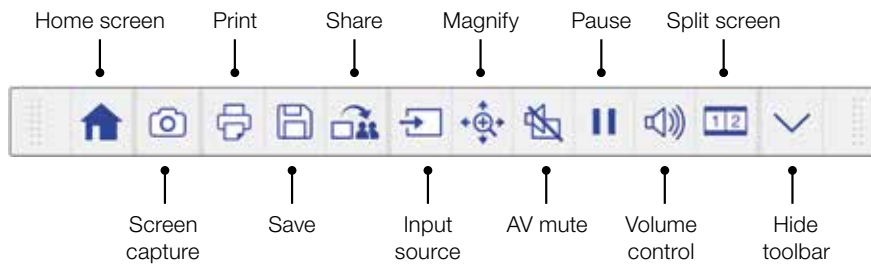
Find out more:

www.epson.eu/meeting-solutions

Annotation toolbar



Projector control toolbar



¹ The interactive pen and finger functionality is only available on the Epson EB-1460Ui and EB-1470Ui

² Screen mirroring is only available on EB-1460Ui and EB-1470Ui

³ Survey conducted by Futuresource Consulting Limited for the period from 2001 to 2016

⁴ Colour brightness (colour light output) in brightest mode, measured by a third-party lab in accordance with IDMS 15.4. Colour brightness will vary depending on usage conditions. Top-selling Epson 3LCD projectors versus top-selling 1-chip DLP projectors based on PMA Research sales data for Dec.2015 through Nov.2016.

⁵ Epson has achieved certification by TCO certified for its family of projectors. TCO is the world's most comprehensive sustainability certification for IT products, which must meet life cycle criteria for social and environmental sustainability.

For further information please contact your local Epson office or visit www.epson-europe.com

Algeria (+2213) 770 938 617 **Austria** 01 253 49 78 333 **Belgium** +32 (0)2 792 04 47 **Czech** 800/142 052 **Denmark** 44 50 85 85 **East Africa** (+254) 734 354 075
Finland 0201 552 091 **France** 09 74 75 04 04 (Cost of local call, operator charges may apply) **Germany** +49 (0) 2159/92 79 500 **Greece** (0030) 211 198 62 12
Hungary 06800 147 83 **Ireland** 01 436 7742 **Israel** (+972)-3-5751833 **Italy** 02-660321 10 (0,12 €/min) **Luxembourg** +352 27860692 **Middle East** +9714 2677638
Morocco (+212) 661 31 11 18 **Netherlands** +31 (0)20 708 5099 **Norway** +47 67 11 37 00 **Poland** 0-0-800 4911299 (0,16 zł/min) **Portugal** 707 222 111
Romania 0040 214025024 **Russia** (095) 777-03-55 **Slovakia** 0850 111 429 **Southern Africa** (+2711) 465-9621 **Spain** 93 582 15 00 **Sweden** 0771-400135
(Mobilsamtal – 0,99 kr/min, Lokala samtal – 0,30 kr/min, Utlandssamtal – 0,89 kr/min) **Switzerland** 022 592 7923 **Tunisia** (+216) 9833 3571 **Turkey** (0212) 3360303
United Kingdom 0871 42 37766 (+10p per minute plus network extras) **West Africa** (+234)8020727843

Trademarks and registered trademarks are the property of Seiko Epson Corporation or their respective owners. Product information is subject to change without prior notice.

EPSON®