

Projector product guide 2026

- Home / Office
- Portable
- Corporate / Education
- Short-throw
- Ultra-short-throw
- Interactive ultra-short-throw
- Installation
- Professional
- Professional home

EPSON®

Why Epson?

From education and art galleries to digital signage and corporate events, from in-house projector fleets to the rental and staging market, our projectors are the smart, advanced solution.



Discover over 20 years of projection leadership

Epson celebrates two decades as the global leader in projection technology, driven by continuous innovation, customer focus, and industry-leading 3LCD technology. From compact LCD breakthroughs to high-brightness laser projectors, Epson has consistently adapted to evolving market needs—enabling vivid, flexible, and immersive experiences across business, education, and entertainment spaces.

Experience cutting-edge technology

Our 3LCD technology is what sets us apart and it is at the heart of every Epson projector. This solid-state optical technology produces superb, bright, true-to-life colours. Furthermore, our 3LCD optical engine does not produce a rainbow effect, so it is easier on the eye and looks just as perfect on camera.



Choose sustainable solutions

When it comes to waste, emissions and environmental impact, less is always more.

We make it easy to understand the environmental emissions of our projectors and our commitment to sustainability.

With our online CO₂e emissions calculator you can discover the CO₂e emissions of our projectors in just a few clicks. And with our display power comparison calculator you can compare energy savings and operating costs across our projector range. www.epson.co.uk/sustainability-projectors

We have achieved certification by TCO Certified² for selected families of projectors. TCO Certified is the world's most comprehensive sustainability certification for IT products, which must meet life cycle criteria for social and environmental sustainability.



Equal White (WLO) and Colour Light Output (CLO)

White brightness alone cannot bring the true colours you see everyday to life. That's why the 3LCD technology found in Epson's projectors delivers an equally high WLO and CLO.

CLO is a metric that measures a projector's ability to deliver colour. Developed by colour scientists using the same approach as WLO (Brightness) measurement, CLO provides a simple, accurate and easy-to-understand way to evaluate projector colour performance.

Epson projectors deliver consistently true-to-life images and rich colours that are up to three times brighter than 1-chip DLP projectors³.



Laser light source

Experience astonishing quality and reliability with Epson's laser light source projectors. With the continuous development of our laser light source, phosphor components and LCD panels, Epson is able to push the boundaries of the brightness, efficiency and image quality achievable with projection. Delivering consistent, long-lasting performance and up to 20,000 hours without maintenance, or even longer in extended modes.



4K Crystal Motion

In a world first, 3LCD and dual-axis shifting technologies have been combined to achieve a native 4K 3840 x 2160 on-screen pixel count with stunning clarity. The e-shift device operates with incredible precision to ensure maximum image sharpness. Combined with ultra-fast 240Hz frame processing, 4K video playback is smooth and supports up to 120Hz image input and output.



4K PRO-UHD

4K PRO-UHD⁴ delivers a bright, amazingly sharp lifelike picture by combining advanced Epson technologies with the ability to accept native 4K content and upscale non-4K content exceeding Full HD resolution.

Wirelessly stream and share

Our projectors have comprehensive support and connectivity to match any installation requirements. Our dedicated apps and software ensure seamless connectivity, including wireless connectivity for easy screen mirroring, content sharing and multi-device collaboration.

Apple AirPlay 2⁵



Easily mirror or cast your iPhone, iPad or Mac wirelessly with support for multiple connections, low-latency streaming, and quick setup - perfect for classrooms.

Miracast

Wireless screen mirroring from supported Windows and Android devices, no cables or internet required. Ideal for streaming HD video and audio.

iProjection app (PC / Mac / iOS / Android / ChromeOS)

Wireless screen mirroring solution that utilises the built-in Wi-Fi connection of the presenter's device to stream and share content to the projector. Up to 50 devices can be connected to the same projector and up to four can present their content at the same time. The built-in moderator mode (exc. Chromebook) allows one user to take control of incoming content from the connected devices.



Interactivity and collaboration

Classroom Connect (PC / Mac / iOS / ChromeOS)

An intuitive app that makes it easy for teachers to deliver their lessons using an Epson projector.

Start the lesson in seconds with a streamlined process to find and connect to the projector, then start mirroring your screen. When used with an interactive projector, you can annotate your content and save those annotations in PowerPoint format for later reuse.

Content from up to four devices can be displayed simultaneously - the teacher can decide which devices can be displayed via the built-in moderator function.

Image management

Epson Setting Assistant

This app automatically corrects the shape of a projected image by taking pictures with your smartphone camera. By taking a photo of the projected pattern, the app automatically corrects distortion in the projected image and adjusts its shape to match the screen.

Content management

Epson Projector Content Manager

Create playlists using photos, videos, shape filters and effects, which can be scheduled and saved to an external storage device for cableless content playback directly on the projector.

Epson Creative Projection

Create custom content on your smartphone or tablet, with ease. Enliven rooms and product displays by combining your photos and movies with the app's built-in templates and stamps.

Epson Projector Professional Tool

Developed in collaboration with our professional users, this powerful software tool supports the quick and efficient set up and control of complex multi-projector installations on flat, curved and irregular surfaces. Combine with the ELPEC01 camera for assisted stacking, blending, image calibration and much more.

Epson Projector Configuration Tool

This app for smart devices makes setting up and configuring multiple projectors easy. Simply register the projector's data using NFC connectivity, read and edit the settings in the app and then upload the settings to a fleet of projectors without even needing to power the projectors on.

Monitoring and control




Epson Projector Management

This centralised management utility lets IT, facilities and network managers efficiently monitor, control and manage their Epson display solution fleet. The software is also compatible with PJLink certified devices. Functions include operation status, error reporting and input source switching. The scheduling feature can power down all the projectors in a building, while error monitoring helps avoid delays and downtime.

Epson Projector Management Connected

Epson Projector Management Connected offers similar functionality to the Epson Projector Management app, but with the added convenience of accessing and managing all of your projectors via a browser - making the functionality accessible remotely and from anywhere. EPMC Pro is a premium, chargeable solution for advanced projector fleet monitoring and maintenance.

www.projection-service.epson.com/epm-connected/

	Home / Office		
Model	CO-W01	EB-W53	EB-W55
			
Resolution	WXGA (1280 x 800)	WXGA (1280 x 800)	WXGA (1280 x 800)
Native aspect	16:10	16:10	16:10
Colour Light Output (lumens) normal / eco	3,000 / 2,000	4,000 / 2,600	4,000 / 2,600
Contrast ratio	–	16,000:1	16,000:1
Lightsource	Lamp	Lamp	Lamp
Lightsource life (hours) normal / eco	6,000 / 12,000	6,000 / 12,000	6,000 / 12,000
Throw ratio in native aspect	1.27 – 1.71:1	1.27 – 2.54:1	1.30 – 1.56:1
Scalable image size (diagonal)	25 – 378"	33 – 375"	33 – 320"
Zoom	Digital x1.35	Digital x 2.0	Optical x1.2
Vertical keystone	Manual ±30°	Manual ±30°	Automatic ±30°
Horizontal keystone	Manual ±30°	Manual ±30°	Manual ±30°
Lens shift	N/A	N/A	N/A
Speaker output	5W	2W	2W
Connectivity	HDMI in, USB 2.0 Type A, USB Type B (Service only)	HDMI in, USB 2.0 Type A, USB Type B (Service only)	HDMI in, USB 2.0 Type A, USB Type B (Service only)
Audio connectivity	N/A	N/A	N/A
Networking	Optional wireless LAN unit	N/A	Optional wireless LAN unit
Software solutions	Epson iProjection (Windows/Mac), Epson iProjection App for iOS, Android and Chromebook, Epson Projector Management	N/A	Epson iProjection (Windows/Mac), Epson iProjection App for iOS, Android and Chromebook, Epson Projector Management
Other features	A/V mute, Quick Corner, Auto source search, Kensington lock, Padlock, Optional carry case	A/V mute slide, Quick corner correction, Split screen, Auto source search, Kensington lock, Padlock, Security cable hole, Password protection, Optional carry case	A/V mute slide, Horizontal keystone slider, Quick corner correction, Split screen, Auto source search, QR code function, Kensington lock, Padlock, Security cable hole, Stream and share features, Password protection, Carry case
Noise (dB) normal / eco	38 / 29	37 / 28	37 / 28
Weight (kg)	2.4	2.5	2.5
Dimensions exc. feet (W x D x H mm)	295 x 211 x 82	302 x 234 x 77	302 x 237 x 87
Power consumption normal / eco	270W / 214W	332W / 241W	332W / 241W
Power consumption standby, comm. off	0.5W	0.3W	0.3W
Warranty	Projector – 2 years	Projector – 2 years Lamp – 1 year / 1,000hrs	Projector – 2 years Lamp – 1 year / 1,000hrs
TCO Gen 9.0	No	No	No

CO-FH01



CO-FH02






EB-FH08



EB-FH18



Full HD (1920 x 1080)	Full HD (1920 x 1080)	Full HD (1920 x 1080)	Full HD (1920 x 1080)
16:9	16:9	16:9	16:9
3,000 / 2,000	3,000 / 2,000	3,600 / 2,200	4,100 / 2,300
–	–	16,000:1	16,000:1
Lamp	Lamp	Lamp	Lamp
6,000 / 12,000	6,000 / 12,000	6,000 / 12,000	5,500 / 12,000
1.19 – 1.61:1	1.19 – 1.61:1	1.21 – 1.45:1	1.30 – 2.09:1
26 – 391"	26 – 391"	34 – 337"	31 – 304"
Digital x1.35	Digital x1.35	Optical x1.2	Optical x1.62
Manual $\pm 30^\circ$ Manual $\pm 30^\circ$	Automatic $\pm 30^\circ$ Manual $\pm 30^\circ$	Automatic $\pm 30^\circ$ Manual $\pm 30^\circ$	Automatic $\pm 30^\circ$ Manual $\pm 30^\circ$
N/A	N/A	N/A	N/A
5W	5W	2W	16W
HDMI in, USB 2.0 Type A, USB Type B (Service only)	HDMI in, USB 2.0 Type A, USB Type B (Service only)	HDMI in x2, USB 2.0 Type A, USB Type B (Service only)	HDMI in x2, USB 2.0 Type A, USB Type B (Service only), Screen Mirroring (Miracast), Apple AirPlay 2, WiFi 6E
N/A	N/A	Stereo mini out	Stereo mini out
Optional wireless LAN unit	Via Android TV device	Optional wireless LAN unit	Wireless LAN
Epson iProjection (Windows/Mac), Epson iProjection App for iOS, Android and Chromebook, Epson Projector Management	N/A	Epson iProjection (Windows/Mac), Epson iProjection App for iOS, Android and Chromebook, Epson Projector Management	Epson iProjection (Windows/Mac), Epson iProjection App for iOS, Android and Chromebook, Epson Projector Management
A/V mute, Quick Corner, Auto source search, Kensington lock, Padlock, Optional carry case	A/V mute, Built-in speaker, Horizontal and vertical keystone correction, Quick Corner, Kensington lock	A/V mute slide, Horizontal keystone slider, Quick corner correction, Split screen, Auto source search, Kensington lock, Padlock, Security cable hole, Password protection, Optional carry case	A/V mute slide, Horizontal keystone slider, Quick corner, Auto source search, QR code function, Kensington lock, Padlock, Security cable hole, Password protection, Optional carry case
38 / 29	37 / 29	37 / 28	37 / 28
2.4	2.6	2.7	3.1
295 x 211 x 82	320 x 211 x 87	302 x 249 x 87	309 x 282 x 90
270W / 214W	270W / 214W	332W / 231W	332W / 231W
0.5W	0.5W	0.3W	0.3W
Projector – 2 years	Projector – 2 years	Projector – 2 years Lamp – 1 year / 1,000hrs	Projector – 2 years Lamp – 1 year / 1,000hrs
No	No	No	No

	Portable		Corporate / Education
Model	EB-1780W	EB-1795F	EB-E24
			
Resolution	WXGA (1280 x 800)	Full HD (1920 x 1080)	XGA (1024 x 768)
Native aspect	16:10	16:9	4:3
Colour Light Output (lumens) normal / eco	3,000 / 1,900	3,200 / 1,900	3,600 / 2,100
Contrast ratio	10,000:1	10,000:1	15,000:1
Lightsource	Lamp	Lamp	Lamp
Lightsource life (hours) normal / eco	4,000 / 7,000	4,000 / 7,000	6,000 / 12,000
Throw ratio in native aspect	1.0 – 1.26:1	1.02 – 1.23:1	1.44 – 2.88:1
Scalable image size (diagonal)	30 – 300"	30 – 300"	30 – 350"
Zoom	Optical x1.2	Optical x1.2	Digital x1.2
Vertical keystone Horizontal keystone	Automatic ±30° Manual ±30°	Automatic ±30° Automatic ±20°	Manual ±30° Manual ±30°
Lens shift	N/A	N/A	N/A
Speaker output	1W	1W	5W
Connectivity	HDMI in, VGA in, Composite RCA, USB Type A, USB Type B (Service only)	HDMI in, VGA in, Composite RCA, USB Type B (Service only), USB Type A, Screen Mirroring (Miracast)	HDMI in, VGA in x2, VGA out, Composite in, USB Type B (Service only), RS-232C
Audio connectivity	Stereo mini in	Stereo mini in	Stereo mini out, Stereo mini in x2, RCA pair in
Networking	Built-in wireless LAN unit	Built-in wireless LAN unit	N/A
Software solutions	Epson iProjection (Windows/Mac), Epson iProjection App for iOS, Android and Chromebook	Epson iProjection (Windows/Mac), Epson iProjection App for iOS, Android and Chromebook	N/A
Other features	3-in-1 USB display, A/V mute slide, DICOM SIM colour mode, Split screen, PC-free presentation, Kensington lock, Wireless LAN security, Password protection, Carry case	3-in-1 USB display, A/V mute slide, DICOM SIM colour mode, Split screen, PC-free presentation, Auto screen fit and Auto focus, Real time keystone correction, Gesture Presenter, NFC, Kensington lock, Wireless LAN security, Password protection, Carry case	A/V mute slide, Horizontal keystone slider, Quick corner correction, Split screen, Auto source search, Kensington lock, Padlock, Security cable hole, Password protection, Optional carry case
Noise (dB) normal / eco	39 / 30	39 / 30	37 / 28
Weight (kg)	1.8	1.8	2.7
Dimensions exc. feet (W x D x H mm)	292 x 213 x 44	292 x 213 x 44	302 x 249 x 87
Power consumption normal / eco	277W / 200W	295W / 208W	332W / 231W
Power consumption standby, comm. off	0.34W	0.34W	0.3W
Warranty	Projector – 5 years Lamp – 5 years / 1,000hrs	Projector – 5 years Lamp – 5 years / 1,000hrs	Projector – 3 years Lamp – 3 years / 1,000hrs
TCO Gen 9.0	No	No	No

EB-X49




EB-W49





EB-982W




EB-FH54



XGA (1024 x 768)	WXGA (1280 x 800)	WXGA (1280 x 800)	Full HD (1920 x 1080)
4:3	16:10	16:10	16:9
3,600 / 2,400	3,800 / 2,600	4,200 / 2,600	4,100 / 2,300
16,000:1	16,000:1	16,000:1	16,000:1
Lamp	Lamp	Lamp	Lamp
6,000 / 12,000	8,000 / 17,000	6,500 / 17,000	5,500 / 12,000
1.48 – 1.77:1	1.30 – 1.56:1	1.38 – 2.24:1	1.30 – 2.09:1
30 – 300"	33 – 320"	29 – 280"	31 – 304"
Optical x1.2	Optical x1.2	Optical x1.6	Optical x1.62
Automatic ±30° Manual ±30°	Automatic ±30° Manual ±30	Automatic ±30° Manual ±30°	Automatic ±30° Manual ±30
N/A	N/A	N/A	N/A
5W	5W	16W	16W
HDMI in, VGA in x2, VGA out, Composite in, USB 2.0 Type A, USB Type B (Service only), RS-232C	HDMI in x2, VGA in x2, VGA out, Composite in, USB 2.0 Type A, USB Type B (Service only), RS-232C	HDMI in x2, VGA in x2, VGA out, Composite in, USB 2.0 Type A, USB Type B (Service only), RS-232C	HDMI in x2, USB 2.0 Type A, USB Type B (Service only), Screen Mirroring (Miracast), Apple AirPlay 2
Stereo mini out, Stereo mini in x2, RCA pair in	Stereo mini out, Stereo mini in x2, RCA pair in	Stereo mini out, Stereo mini in x2, RCA pair in, Microphone input	Stereo mini out
LAN (RJ45) and optional wireless LAN unit	LAN (RJ45) and optional wireless LAN unit	LAN (RJ45) and optional wireless LAN unit	Built-in wireless LAN unit
Epson iProjection (Windows/Mac), Epson iProjection App for iOS, Android and Chromebook, Epson Projector Management	Epson iProjection (Windows/Mac), Epson iProjection App for iOS, Android and Chromebook, Epson Projector Management	Epson iProjection (Windows/Mac), Epson iProjection App for iOS, Android and Chromebook, Epson Projector Management	Epson iProjection (Windows/Mac), Epson iProjection App for iOS, Android and Chromebook, Epson Projector Management
A/V mute slide, Horizontal keystone slider, Quick corner correction, Split screen, Auto source search, QR code function, Kensington lock, Padlock, Security cable hole, Password protection, Optional carry case	A/V mute slide, Horizontal keystone slider, Quick corner correction, Split screen, Auto source search, QR code function, Kensington lock, Padlock, Security cable hole, Password protection, Optional carry case	A/V mute slide, Horizontal keystone slider, Quick corner correction, Split screen, Auto source search, QR code function, Kensington lock, Padlock, Security cable hole, Password protection, Optional carry case	A/V mute slide, Horizontal keystone slider, Quick corner, Auto source search, QR code function, Kensington lock, Padlock, Security cable hole, Password protection, Optional carry case
37 / 28	37 / 28	37 / 28	37 / 28
2.7	2.7	3.1	3.1
302 x 249 x 87	302 x 249 x 87	309 x 282 x 90	309 x 282 x 90
327W / 225W	327W / 225W	327W / 225W	332W / 231W
0.3W	0.3W	0.3W	0.3W
Projector – 3 years Lamp – 3 years / 1,000hrs	Projector – 3 years Lamp – 3 years / 1,000hrs	Projector – 5 years Lamp – 5 years / 1,000hrs	Projector – 3 years Lamp – 3 years / 1,000hrs
No	No	No	No

	Corporate / Education	Short-throw	
Model	EB-994F	EB-W56S	EB-L210SW
			
Resolution	Full HD (1920 x 1080)	WXGA (1280 x 800)	WXGA (1280 x 800)
Native aspect	16:9	16:10	16:10
Colour Light Output (lumens) normal / eco	4,100 / 2,300	3,700 / 2,000	4,000 / 2,800
Contrast ratio	16,000:1	16,000:1	Over 5,000,000:1
Lightsource	Lamp	Lamp	Laser
Lightsource life (hours) normal / eco / eco2	6,500 / 17,000 / N/A	6,500 / 17,000 / N/A	20,000 / 30,000 / N/A
Throw ratio in native aspect	1.30 – 2.09:1	0.6 – 0.81:1	0.48 – 0.65:1
Scalable image size (diagonal)	31 – 304"	50 – 300"	53 – 120"
Zoom	Optical x1.62	Digital x1.35	Digital x1.35
Vertical keystone Horizontal keystone	Automatic ±30° Manual ±30°	Automatic ±15° Manual ±15°	Manual ±15° Manual ±15°
Lens shift	N/A	N/A	N/A
Speaker output	16W	16W	16W
Connectivity	HDMI in x2, VGA in x2, VGA out, Composite in, Screen Mirroring (Miracast), USB 2.0 Type A, USB Type B (Service only), RS-232C, Apple AirPlay 2	HDMI in x2, VGA in x2, VGA out x1, Composite RCA, RS-232, USB Type A and B	HDMI x2, VGA in x2, VGA out, USB Type A (5v/2A), USB Type B (Service only), Composite RCA, RS-232C, Screen Mirroring (Miracast)
Audio connectivity	Stereo mini out, Stereo mini in x2, RCA pair in, Microphone input	Stereo mini in x2, Microphone stereo mini in, Stereo mini out, RCA pair in	Stereo mini in x2, Microphone stereo mini in, Stereo mini out, RCA pair in
Networking	LAN (RJ45) and built-in wireless LAN unit	LAN (RJ45) and optional wireless LAN unit	LAN (RJ45) and built-in wireless LAN unit, Optional additional wireless access point available
Software solutions	Epson iProjection (Windows/Mac), Epson iProjection App for iOS, Android and Chromebook, Epson Projector Management	Epson iProjection (Windows/Mac), Epson iProjection App for iOS, Android and Chromebook, Epson Projector Management	Epson iProjection (Windows/Mac), Epson iProjection App for iOS, Android and Chromebook, Epson Projector Management
Other features	A/V mute slide, Horizontal keystone slider, Quick corner correction, Split screen, Auto source search, QR code function, Kensington lock, Padlock, Security cable hole, Password protection, Optional carry case	A/V mute, Copy OSD settings, Quick corner correction, Padlock, Security cable hole, Kensington lock, Wireless LAN unit lock, Password protection, optional carry case, Optional ceiling mount	Stream and share features, A/V mute, Copy OSD settings, Quick corner correction, PC-free presentation, Padlock, Security cable hole, Kensington lock, Wireless LAN unit lock, Password protection, optional carry case, Optional wall mount or ceiling mount
Noise (dB) normal / eco / eco2	37 / 28 / N/A	38 / 28 / N/A	37 / 27 / N/A
Weight (kg)	3.1	3.1	4.6
Dimensions exc. feet (W x D x H mm)	309 x 282 x 90	309 x 282 x 90	325 x 337 x 90
Power consumption normal / eco / eco2	332W / 231W / N/A	332W / 231W / N/A	260W / 191W / N/A
Power consumption standby, comm. off	0.3W	0.5W	0.5W
Warranty	Projector – 5 years Lamp – 5 years / 1,000hrs	Projector – 5 years Lamp – 5 years / 1,000hrs	5 years / 12,000hrs
TCO Gen 9.0	No	No	Yes

Short-throw	Ultra-short-throw		
EB-L210SF	EB-685W	EB-760W	EB-770F
			
Full HD (1920 x 1080)	WXGA (1280 x 800)	WXGA (1280 x 800)	Full HD (1920 x 1080)
16:9	16:10	16:10	16:9
4,000 / 2,800	3,500 / 2,900	4,100 / 2,800	4,100 / 2,800
Over 5,000,000:1	14,000:1	Over 5,000,000:1	Over 5,000,000:1
Laser	Lamp	Laser	Laser
20,000 / 30,000 / N/A	5,000 / 10,000 / 9,000	20,000 / 30,000 / N/A	20,000 / 30,000 / N/A
0.45 – 0.61:1	0.28:1	0.27 – 0.37:1	0.25 – 0.35:1
55 – 125"	60 – 100"	68 – 138" 16:10 wall mount 60 – 150" 16:10 table mount	71 – 143" 16:9 wall mount 60 – 150" 16:9 table mount
Digital x1.35	Digital x1.35	Digital x1.35	Digital x1.35
Manual ±15° Manual ±15°	Manual ±3° Manual ±3°	Manual ±3° Manual ±3°	Manual ±3° Manual ±3°
N/A	N/A	N/A	N/A
16W	16W	16W	16W
HDMI x2, VGA in x2, VGA out, USB Type A (5v/2A), USB Type B (Service only), Composite RCA, RS-232C, Screen Mirroring (Miracast)	HDMI x3, VGA in, VGA out (switchable), Composite RCA, S-Video, USB Type A x2, USB Type B (Service only), MHL (via HDMI 1), RS-232C	HDMI x3, VGA in x2, VGA out, Composite, USB Type A x2 (5v/2A x1), USB Type B (Service only), RS-232C, Screen Mirroring (Miracast)	HDMI x3, VGA in x2, VGA out, Composite, USB Type A x2 (5v/2A x1), USB Type B (Service only), RS-232C, Screen Mirroring (Miracast)
Stereo mini in x2, Microphone stereo mini in, Stereo mini out, RCA pair in	Stereo mini in x3, Microphone stereo mini in, Stereo mini out	Stereo mini in x3, Microphone stereo mini in, Stereo mini out	Stereo mini in x3, Microphone stereo mini in, Stereo mini out
LAN (RJ45) and built-in wireless LAN unit, Optional additional wireless access point available	LAN (RJ45) and optional wireless LAN unit	LAN (RJ45) and wireless LAN unit	LAN (RJ45) and wireless LAN unit
Epson iProjection (Windows/Mac), Epson iProjection App for iOS, Android and Chromebook, Epson Projector Management	Epson iProjection (Windows/Mac), Epson iProjection App for iOS, Android and Chromebook, Epson Projector Management	Epson iProjection (Windows/Mac), Epson iProjection App for iOS, Android and Chromebook, Epson Projector Management	Epson iProjection (Windows/Mac), Epson iProjection App for iOS, Android and Chromebook, Epson Projector Management
Stream and share features, 21:9 display, A/V mute, Copy OSD settings, Quick corner correction, PC-free presentation, Padlock, Security cable hole, Kensington lock, Wireless LAN unit lock, Password protection, optional carry case, Optional wall mount or ceiling mount	Home screen, Multi-screen interactivity, Auto source search, A/V mute, Split screen up to 2 sources, 3-in-1 USB display, Copy OSD settings, Auto lamp dimming, PC-free presentation, Padlock, Security cable hole, Kensington lock, Included wall mount	Optional mount, Stream and share features, Screen sharing function (client), A/V mute, Copy OSD settings, Quick corner correction, PC-free presentation, Split screen up to 4 sources, Auto source search, Padlock, Security cable hole, Kensington lock, Wireless LAN unit lock, Password protection	Optional mount, Edge blending, 16:6 display, 21:9 display, Stream and share features, Screen sharing function (client), A/V mute, Copy OSD settings, Quick corner correction, PC-free presentation, Split screen up to 4 sources, Auto source search, Padlock, Security cable hole, Kensington lock, Wireless LAN unit lock, Password protection
37 / 27 / N/A	35 / 30 / 29	37 / 27 / N/A	37 / 27 / N/A
4.6	5.7	5.9	5.9
325 x 337 x 90	367 x 400 x 149	356 x 395 x 133	356 x 395 x 133
260W / 191W / N/A	354W / 309W / 309W	263W / 199W / N/A	263W / 199W / N/A
0.5W	0.37W	0.5W	0.5W
5 years / 12,000hrs	Projector – 5 years Lamp – 5 years / 1,000hrs	5 years / 12,000hrs	5 years / 12,000hrs
Yes	No	Yes	Yes

	Ultra-short-throw		
Model	EB-775F	EB-800F	EB-805F
			
Resolution	Full HD (1920 x 1080)	Full HD (1366 x 768 x 2)	Full HD (1366 x 768 x 2)
Native aspect	16:9	16:9	16:9
Colour Light Output (lumens) normal / eco	4,100 / 2,800	5,000 / 3,500	5,000 / 3,500
Contrast ratio	Over 5,000,000:1	Over 5,000,000:1	Over 5,000,000:1
Lightsource	Laser	Laser	Laser
Lightsource life (hours) normal / eco / eco2	20,000 / 30,000 / N/A	20,000 / 30,000 / N/A	20,000 / 30,000 / N/A
Throw ratio in native aspect	0.25 – 0.35:1	0.27 – 0.37:1	0.27 – 0.37:1
Scalable image size (diagonal)	60 – 150" / 16:9 aspect 56 – 140" / 16:6 aspect	65 – 130" / 16:9 aspect 61 – 120" / 16:6 aspect	65 – 130" / 16:9 aspect 61 – 120" / 16:6 aspect
Zoom	Digital x1.35	Digital x1.35	Digital x1.35
Vertical keystone	Manual ±3°	Manual ±3°	Manual ±3°
Horizontal keystone	Manual ±3°	Manual ±3°	Manual ±3°
Lens shift	N/A	N/A	N/A
Speaker output	16W	2 x 8W	2 x 8W
Connectivity	HDMI x3, VGA in x2, VGA out, Composite, USB Type A x2 (5v/2A x1), USB Type B (Service only), RS-232C, Screen Mirroring (Miracast), Wireless LAN	HDMI in x3, HDMI out, VGA in x2, VGA out, Composite in, HDBaseT, RS-232, USB Type A x2, USB Type B (Service only)	HDMI in x3, HDMI out, VGA in x2, VGA out, Composite in, HDBaseT, RS-232, USB Type A x2, USB Type B (Service only)
Audio connectivity	Stereo mini in x3, Stereo mini out	Stereo mini in x2, Stereo mini out	Stereo mini in x2, Stereo mini out
Networking	LAN (RJ45) and wireless LAN unit	LAN (RJ45) and optional wireless LAN unit	LAN (RJ45) and optional wireless LAN unit
Software solutions	Epson iProjection (Windows/Mac), Epson iProjection App for iOS, Android and Chromebook, Epson Projector Management, Epson Content Manager, Epson Creative Projection for iOS	Epson iProjection (Windows/Mac), Epson iProjection App for iOS, Android and Chromebook, Epson Projector Management, Epson Projector Content Manager, Epson Creative Projection	Epson iProjection (Windows/Mac), Epson iProjection App for iOS, Android and Chromebook, Epson Projector Management, Epson Projector Content Manager, Epson Creative Projection
Other features	Optional mount, Edge blending, 16:6 display, Stream and share features, Screen sharing function (client), A/V mute, Copy OSD settings, Quick corner correction, PC-free presentation, Split screen up to 4 sources, Auto source search, Padlock, Security cable hole, Kensington lock, Wireless LAN unit lock, Password protection, Content playback, Ceiling install	16:6 display, Multi-projection via daisy chain, A/V mute, USB content playback for source-free signage, Edge blending, Point and Arc correction, Schedule function, Auto source search, Copy OSD settings, DICOM colour mode, Padlock, Security cable hole, Kensington lock, 360° installation, Optional wall mount	16:6 display, Multi-projection via daisy chain, A/V mute, USB content playback for source-free signage, Edge blending, Point and Arc correction, Schedule function, Auto source search, Copy OSD settings, DICOM colour mode, Padlock, Security cable hole, Kensington lock, 360° installation, Optional wall mount
Noise (dB) normal / eco / eco2	37 / 27 / N/A	36 / 27 / N/A	36 / 27 / N/A
Weight (kg)	5.9	9.2	9.2
Dimensions exc. feet (W x D x H mm)	356 x 395 x 133	458 x 210 x 375	458 x 210 x 375
Power consumption normal / eco / eco2	263W / 199W / N/A	366W / 262W / N/A	366W / 262W / N/A
Power consumption standby, comm. off	0.5W	0.5W	0.5W
Warranty	5 years / 12,000hrs	5 years / 12,000hrs	5 years / 12,000hrs
TCO Gen 9.0	Yes	No	No

Ultra-short-throw

Interactive ultra-short-throw

EB-810E



EB-815E



EB-685Wi






EB-695Wi



4KE (1080p)	4KE (1080p)	WXGA (1280 x 800)	WXGA (1280 x 800)
16:9	16:9	16:10	16:10
5,000 / 3,500	5,000 / 3,500	3,500 / 2,900	3,500 / 2,900
Over 5,000,000:1	Over 5,000,000:1	14,000:1	14,000:1
Laser	Laser	Lamp	Lamp
20,000 / 30,000 / N/A	20,000 / 30,000 / N/A	5,000 / 10,000 / 9,000	5,000 / 10,000 / 9,000
0.16:1	0.16:1	0.28:1	0.28:1
100 – 160° wall mount 80 – 160° table mount	100 – 160° wall mount 80 – 160° table mount	60 – 100°	60 – 100°
Digital x1.35	Digital x1.35	Digital x1.35	Digital x1.35
N/A	N/A	Manual ±3°	Manual ±3°
N/A	N/A	Manual ±3°	Manual ±3°
N/A	N/A	N/A	N/A
2 x 8W	2 x 8W	16W	16W
HDMI In x2, out x1 (HDCP2.3), HDBaseT (HDCP2.3), RS-232C, USB Type A x2 (1x for data and ELPAP11, 1x for data and 2A power), USB Type B x1, Screen Mirroring (Miracast)	HDMI In x2, out x1 (HDCP2.3), HDBaseT (HDCP2.3), RS-232C, USB Type A x2 (1x for data and ELPAP11, 1x for data and 2A power), USB Type B x1, Screen Mirroring (Miracast)	HDMI x3, VGA in x2, VGA out (switchable), Composite RCA, S-Video, USB Type A, USB Type B (Service only), MHL (via HDMI 1), RS-232C, Sync in, Sync out	HDMI x3, VGA in x2, VGA out (switchable), Composite RCA, S-Video, USB Type A, USB Type B (Service only), MHL (via HDMI 1), RS-232C, Sync in, Sync out
Digital using HDMI	Digital using HDMI	Stereo mini in x3, Microphone stereo mini in, Stereo mini out	Stereo mini in x3, Microphone stereo mini in, Stereo mini out
LAN (RJ45) and built-in wireless LAN unit, Optional additional wireless access point available	LAN (RJ45) and built-in wireless LAN unit, Optional additional wireless access point available	LAN (RJ45) and optional wireless LAN unit	LAN (RJ45) and optional wireless LAN unit
Epson iProjection (Windows/Mac), Epson iProjection App for iOS, Android and Chromebook, Epson Projector Management, Epson Projector Content Manager (Windows/macOS), Epson Creative Projection (iOS), Epson Setting Assistant	Epson iProjection (Windows/Mac), Epson iProjection App for iOS, Android and Chromebook, Epson Projector Management, Epson Projector Content Manager (Windows/macOS), Epson Creative Projection (iOS), Epson Setting Assistant	Epson iProjection (Windows/Mac), Epson iProjection App for iOS, Android and Chromebook, various collaboration software tools, Epson Projector Management	Epson iProjection (Windows/Mac), Epson iProjection App for iOS, Android and Chromebook, various collaboration software tools, Epson Projector Management
Optional wall and ceiling mounts, 21:9 optional output, Improved audio chamber for improved bass and overall sound quality, Automated screen distortion correction via app and stream and share features, Screen sharing function (client), A/V mute, Copy OSD settings, Quick corner correction, PC-free presentation, Split screen up to 2 sources, Auto source search, Padlock, Security cable hole, Kensington lock, Wireless LAN unit lock, Password protection	Optional wall and ceiling mounts, 21:9 optional output, Improved audio chamber for improved bass and overall sound quality, Automated screen distortion correction via app and stream and share features, Screen sharing function (client), A/V mute, Copy OSD settings, Quick corner correction, PC-free presentation, Split screen up to 2 sources, Auto source search, Padlock, Security cable hole, Kensington lock, Wireless LAN unit lock, Password protection	Home screen, Multi-screen interactivity, Auto source search, A/V mute, Split screen, 3-in-1 USB display, Copy OSD settings, Auto lamp dimming, Pen and touch interactivity, Auto calibration, PC-free presentation, Padlock, Security cable hole, Kensington lock	Home screen, Multi-screen interactivity, Auto source search, A/V mute, Split screen, 3-in-1 USB display, Copy OSD settings, Auto lamp dimming, Pen and touch interactivity, Auto calibration, PC-free presentation, Padlock, Security cable hole, Kensington lock, Included wall mount
35 / 26 / N/A	35 / 26 / N/A	35 / 30 / 29	35 / 30 / 29
12.5	12.5	5.8	5.8
695 x 341 x 145	695 x 341 x 145	367 x 400 x 149	367 x 400 x 149
380W / 286W / N/A	380W / 286W / N/A	354W / 309W / 309W	354W / 309W / 309W
0.4W	0.4W	0.37W	0.37W
5 years / 12,000hrs	5 years / 12,000hrs	Projector – 5 years Lamp – 5 years / 1,000hrs	Projector – 5 years Lamp – 5 years / 1,000hrs
Yes	Yes	No	No

Interactive ultra-short-throw

Model	EB-760Wi	EB-770Fi	EB-1485Fi
			
Resolution	WXGA (1280 x 800)	Full HD (1920 x 1080)	Full HD (1366 x 768 x 2)
Native aspect	16:10	16:9	16:9
Colour Light Output (lumens) normal / eco / eco2	4,100 / 2,800	4,100 / 2,800	5,000 / 3,500
Contrast ratio	Over 5,000,000:1	Over 5,000,000:1	Over 5,000,000:1
Lightsource	Laser	Laser	Laser
Lightsource life (hours) normal / eco / eco2	20,000 / 30,000 / N/A	20,000 / 30,000 / N/A	20,000 / 30,000 / N/A
Throw ratio in native aspect	0.27 – 0.37:1	0.25 – 0.35:1	0.27:1
Scalable image size (diagonal)	60 – 100"	65 – 100" / 16:9 aspect 60 – 110" / 16:6 aspect*	65 – 100" / 16:9 aspect 61 – 120" / 16:6 aspect
Zoom	Digital x1.35	Digital x1.35	Digital x1.35
Vertical keystone	Manual ±3°	Manual ±3°	Manual ±3°
Horizontal keystone	Manual ±3°	Manual ±3°	Manual ±3°
Lens shift	N/A	N/A	N/A
Speaker output	16W	16W	2 x 8W
Connectivity	HDMI x3, VGA in x2, VGA out, Composite, USB Type A x2 (5v/2A x1), USB Type B x2, RS-232C, Sync in, Sync out, Touch unit control, Screen Mirroring (Miracast)	HDMI x3, VGA in x2, VGA out, Composite, USB Type A x2 (5v/2A x1), USB Type B x2, RS-232C, Sync in, Sync out, Touch unit control, Screen Mirroring (Miracast)	HDMI x3, HDMI-out, VGA in, VGA out, USB Type A x2, USB Type B (Service only), RS-232C, Sync in, Sync out, Touch unit control, Screen Mirroring (Miracast), HDBase-T connectivity (to control box only)
Audio connectivity	Stereo mini in x3, Microphone stereo mini in, Stereo mini out	Stereo mini in x3, Microphone stereo mini in, Stereo mini out	Stereo mini in x3, Microphone stereo mini in, Stereo mini out
Networking	LAN (RJ45) and built-in wireless LAN unit, Optional additional wireless access point available	LAN (RJ45) and built-in wireless LAN unit, Optional additional wireless access point available	LAN (RJ45) and built-in wireless LAN unit, Optional additional wireless access point available
Software solutions	Epson iProjection (Windows/Mac), Epson iProjection App for iOS, Android and Chromebook, various collaboration software tools, Epson Projector Management	Epson iProjection (Windows/Mac), Epson iProjection App for iOS, Android and Chromebook, various collaboration software tools, Epson Projector Management	Epson iProjection (Windows/Mac), Epson iProjection App for iOS, Android and Chromebook, various collaboration software tools, Epson Projector Management
Other features	Pen interactivity and optional touch, Optional mount, Interactive home screen, Stream and share features, Screen sharing function (client), Whiteboard mode with document export support, Sliding split screen, split screen up to 4 sources, A/V mute, Copy OSD settings, Quick corner correction, PC-free presentation, Auto source search, Padlock, Security cable hole, Kensington lock, Wireless LAN unit lock, Password protection	Pen interactivity and optional touch, Optional mount, edge-blending, 16:6 display, 21:9 display, Interactive home screen, Stream and share features, Screen sharing function (client), Whiteboard mode with document export support, Sliding split screen, split screen up to 4 sources, A/V mute, Copy OSD settings, Quick corner correction, PC-free presentation, Auto source search, Padlock, Security cable hole, Kensington lock, Wireless LAN unit lock, Password protection	Constant brightness mode, 16:6 display, Interactive home screen, Stream and share features, DuoLink interactivity, Screen sharing function (server/client), Whiteboard mode with document export support, Multiple display via Daisy chain, Auto power on, Auto source search, A/V mute, Sliding split screen, split screen up to 4 sources, Copy OSD settings, Pen and touch interactivity, Auto calibration, DICOM SIM colour mode, HDBaseT external control pad, Set-up wizard
Noise (dB) normal / eco / eco2	37 / 27 / N/A	37 / 27 / N/A	36 / 27 / N/A
Weight (kg)	6	6	9.7
Dimensions exc. feet (W x D x H mm)	356 x 395 x 133	356 x 395 x 133	458 x 209.5 x 375
Power consumption normal / eco / eco2	263W / 199W / N/A	263W / 199W / N/A	366W / 262W / N/A
Power consumption standby, comm. off	0.5W	0.5W	0.5W
Warranty	5 years / 12,000hrs	5 years / 12,000hrs	5 years / 12,000hrs
TCO Gen 9.0	Yes	Yes	No

Installation

EB-2250U



EB-L210W






EB-L260F



EB-L265F



WUXGA (1920 x 1200)	WXGA (1280 x 800)	Full HD (1920 x 1080)	Full HD (1920 x 1080)
16:10	16:10	16:9	16:9
5,000 / 3,800	4,500 / 3,100	4,600 / 3,200	4,600 / 3,200
15,000:1	Over 5,000,000:1	Over 5,000,000:1	Over 5,000,000:1
Lamp	Laser	Laser	Laser
5,000 / 10,000 / N/A	20,000 / 20,000 / 30,000	20,000 / 20,000 / 30,000	20,000 / 30,000 / N/A
1.38 – 2.28:1	1.41 – 2.26:1	1.32 – 2.12:1	1.32 – 2.12:1
50 – 300°	30 – 300°	31 – 310°	31 – 310°
Optical x1.6	Optical x1.62	Optical x1.62	Optical x1.62
Automatic ±30° Automatic ±20°	Automatic ±30° Automatic ±30°	Automatic ±30° Automatic ±30°	Automatic ±30° Automatic ±30°
N/A	N/A	N/A	N/A
16W	16W	16W	16W
HDMI x2, VGA in x2, VGA out, Composite RCA, USB Type A, USB Type B (Service only), RS-232C, MHL (via HDMI 1)	HDMI in x2, VGA in x2, VGA out, Composite in, USB Type A (2A), USB Type B (Service only), RS-232C, Screen Mirroring (Miracast)	HDMI in x2, VGA in x2, VGA out, Composite in, USB Type A (2A), USB Type B (Service only), RS-232C, Screen Mirroring (Miracast)	HDMI x2, VGA in, VGA out, Composite, USB Type A x1, USB Type B (Service only), RS-232C, Screen Mirroring (Miracast)
RCA pair in, Stereo mini in x2, Stereo mini out	Stereo mini out, Stereo mini in x2, RCA pair in, Microphone input	Stereo mini out, Stereo mini in x2, RCA pair in, Microphone input	Stereo mini in x2, RCA pair in, Stereo mini out
LAN (RJ45) and optional wireless LAN unit	LAN (RJ45) and built-in wireless LAN unit	LAN (RJ45) and built-in wireless LAN unit	LAN (RJ45) and built-in wireless LAN unit
Epson iProjection (Windows/Mac), Epson iProjection App for iOS, Android and Chromebook, Epson Projector Management	Epson Projector Management, Epson iProjection (Windows/Mac/Chrome/iOS/Android), USB Display (Windows/Mac)	Epson Projector Management, Epson iProjection (Windows/Mac/Chrome/iOS/Android), USB Display (Windows/Mac), Epson Projector Content Manager (Windows/Mac), Epson Creative Projection (iOS)	Epson iProjection (Windows/Mac), Epson iProjection App for iOS, Android and Chromebook, Epson Projector Management, Epson Projector Content Manager, Epson Creative Projection for iOS
Home Screen, Gesture Presenter, A/V mute, screen fit, Split screen, Auto power on, DICOM colour mode, DCDi by Faroudja, Schedule function, Focus help, Real time keystone correction, Quick corner, PC-free presentation, 3-in-1 USB display, Padlock, Security bar, Kensington lock	A/V mute slide, Horizontal keystone slider, Quick corner correction, PC-free, Split screen – up to 4 sources, Auto source search, QR code function, Kensington lock, Padlock, Security cable hole, Wireless LAN security, Password protection, VESA mount, Optional carry case,	Edge-blending, 16:6 display, 21:9 display, PC-free, A/V mute slide, Horizontal keystone slider, Quick corner correction, PC-free, Split screen – up to 4 sources, Auto source search, QR code function, Kensington lock, Padlock, Security cable hole, Wireless LAN security, Content playback, Password protection, DICOM SIM, includes cable cover, VESA mount, Optional carry case	Optional mount, Edge blending, 16:6 display, Stream and share features, Screen sharing function (client), A/V mute, Copy OSD settings, Quick corner correction, PC-free presentation, Split screen up to 4 sources, Auto source search, Padlock, Security cable hole, Kensington lock, Password protection, Content playback, Floor & ceiling installation, lighting track installation
39 / 29 / N/A	37 / N/A / 27	37 / N/A / 27	37 / 27
4.6	4.2	4.2	4.2
377 x 291.5 x 110	325 x 299 x 90	325 x 299 x 90	325 x 299 x 90
405W / 323W / N/A	260W / 199W / 191W	260W / 199W / 191W	260W / 191W / N/A
0.31W	0.5W	0.5W	0.5W
Projector – 5 years Lamp – 5 years / 1,000hrs	5 years / 12,000hrs	5 years / 12,000hrs	5 years / 12,000hrs
No	No	Yes	Yes

	Installation		
Model	EB-L520U	EB-L530U	EB-L690U
			
Resolution	WUXGA (1920 x 1200)	WUXGA (1920 x 1200)	WUXGA (1920 x 1200)
Native aspect	16:10	16:10	16:10
Colour Light Output (lumens) normal / eco	5,200 / 3,640	5,200 / 3,640	6,500 / 4,550
Contrast ratio	Over 5,000,000:1	Over 5,000,000:1	Over 5,000,000:1
Lightsource	Laser	Laser	Laser
Lightsource life (hours) normal / eco	20,000 / 30,000	20,000 / 30,000	20,000 / 30,000
Throw ratio in native aspect	1.35 – 2.20:1	1.35 – 2.20:1	1.35 – 2.20:1
Scalable image size (diagonal)	50 – 500"	50 – 500"	50 – 500"
Zoom	Optical x1.6	Optical x1.6	Optical x1.6
Vertical keystone	Manual $\pm 30^\circ$	Manual $\pm 30^\circ$	Manual $\pm 30^\circ$
Horizontal keystone	Manual $\pm 30^\circ$	Manual $\pm 30^\circ$	Manual $\pm 30^\circ$
Lens shift	N/A	$\pm 50\%$ Vertical $\pm 20\%$ Horizontal	$\pm 50\%$ Vertical $\pm 20\%$ Horizontal
Speaker output	10W	10W	10W
Connectivity	HDMI in x2, VGA in x2, VGA out, HDBaseT, Miracast (when using ELPAP11), USB Type A, USB Type B (Service only), RS-232C	HDMI in x2, HDMI out, HDBaseT, VGA in x2, VGA out, RS-232C, USB Type A x2, USB Type B (Service only), Screen Mirroring (Miracast)	HDMI in x2, HDMI out, HDBaseT, USB Type A, USB Type B (Service only), RS-232C, Screen Mirroring (Miracast), Apple AirPlay 2
Audio connectivity	Stereo mini out, Stereo mini in x2	Stereo mini out, Stereo mini in x2	Stereo mini out
Networking	LAN (RJ45) and optional wireless LAN unit	LAN (RJ45) and built-in wireless LAN unit	LAN (RJ45) and built-in wireless LAN unit
Software solutions	Epson iProjection (Windows/Mac), Epson iProjection App for iOS, Android and Chromebook, Epson Projector Management, Epson Projector Content Manager	Epson iProjection (Windows/Mac), Epson iProjection App for iOS, Android and Chromebook, Epson Projector Professional Tool, Epson Projector Management, Epson Projector Content Manager, Epson Creative Projection	Epson Projector Management, Epson iProjection (Windows/Mac), Epson iProjection App for iOS, Android and Chromebook, Epson Projector Professional Tool, Epson Projector Content Manager, Epson Creative Projection, Epson Projector Config Tool
Other features	A/V mute, Arc correction, Edge blending, PC Free, Quick corner, Screen share, Source function, Ultra-wide display (16:6), Home Screen, A/V mute, Split screen – up to 4 sources, Auto power on, Auto source search, Quick startup, Padlock, Security cable hole, Kensington lock, 360° installation, Wireless LAN unit lock	A/V mute, USB content playback for source-free signage, Edge blending, Daisy chain multi-projection, Point and Arc correction, Schedule function, Split screen, Auto source search, Copy OSD settings, Padlock, Security cable hole, Kensington lock, 360° installation, Cable cover included	Quick Corner, Curved Surface Correction, Point Correction, Corner Wall, Geometry Correction Memory, Split Screen, Control Panel Lock, Content Playback, User's Logo, Auto Power On, Auto Source Search, A/V Mute Timer, Tiling, Geometry Correction, Edge Blending, Simple stacking, Simple blending, Padlock, Security cable hole, Kensington lock, 360° installation, Wireless LAN unit lock
Noise (dB) normal / eco	31 / 23	31 / 23	32 / 25
Weight (kg)	7.7	8.2	8.2
Dimensions exc. feet (W x D x H mm)	440 x 304 x 122	440 x 304 x 122	440 x 304 x 122
Power consumption normal / eco	293W / 223W	293W / 223W	399W / 295W
Power consumption standby, comm. off	0.3W	0.3W	0.4W
Warranty	3 years	3 years	3 years
TCO Gen 9.0	Yes	Yes	Yes

Installation

EB-L790U



EB-L890U/ EB-L895U






EB-L890E



EB-L690SU



WUXGA (1920 x 1200)	WUXGA (1920 x 1200)	4KE (WUXGA)	WUXGA (1920 x 1200)
16:10	16:10	16:10	16:10
7,300 / 5,110	8,000 / 5,600	8,000 / 5,600	6,200 / 4,340
Over 5,000,000:1	Over 5,000,000:1	Over 5,000,000:1	Over 5,000,000:1
Laser	Laser	Laser	Laser
20,000 / 30,000	20,000 / 30,000	20,000 / 30,000	20,000 / 30,000
1.35 – 2.20:1	1.35 – 2.20:1	1.35 – 2.20:1	0.79 – 1.36:1
50 – 500°	50 – 500°	50 – 500°	60 – 400°
Optical x1.6	Optical x1.6	Optical x1.6	Optical x1.7
Manual ±30° Manual ±30°	Manual ±30° Manual ±30°	Manual ±30° Manual ±30°	Manual ±30° Manual ±30°
± 50% Vertical ± 20% Horizontal	± 50% Vertical ± 20% Horizontal	± 50% Vertical ± 20% Horizontal	± 50% Vertical ± 20% Horizontal
10W	10W	10W	10W
HDMI in x2, HDMI out, HDBaseT, USB Type A, USB Type B (Service only), RS-232C, Screen Mirroring (Miracast), Apple AirPlay 2	HDMI in x2, HDMI out, HDBaseT, USB Type A, USB Type B (Service only), RS-232C, Screen Mirroring (Miracast), Apple AirPlay 2	HDMI in x2, HDMI out, HDBaseT, USB Type A, USB Type B (Service only), RS-232C, Screen Mirroring (Miracast), Apple AirPlay 2	HDMI in x2, HDMI out, HDBaseT, USB Type A, USB Type B (Service only), RS-232C, Screen Mirroring (Miracast), Apple AirPlay 2
Stereo mini out	Stereo mini out	Stereo mini out	Stereo mini out
LAN (RJ45) and built-in wireless LAN unit	LAN (RJ45) and built-in wireless LAN unit	LAN (RJ45) and built-in wireless LAN unit	LAN (RJ45) and built-in wireless LAN unit
Epson Projector Management, Epson iProjection (Windows/ Mac), Epson iProjection App for iOS, Android and Chromebook, Epson Projector Professional Tool, Epson Projector Content Manager, Epson Creative Projection, Epson Projector Config Tool	Epson Projector Management, Epson iProjection (Windows/ Mac), Epson iProjection App for iOS, Android and Chromebook, Epson Projector Professional Tool, Epson Projector Content Manager, Epson Creative Projection, Epson Projector Config Tool	Epson Projector Management, Epson iProjection (Windows/ Mac), Epson iProjection App for iOS, Android and Chromebook, Epson Projector Professional Tool, Epson Projector Content Manager, Epson Creative Projection, Epson Projector Config Tool	Epson Projector Management, Epson iProjection (Windows/ Mac), Epson iProjection App for iOS, Android and Chromebook, Epson Projector Professional Tool, Epson Projector Content Manager, Epson Creative Projection, Epson Projector Config Tool
Quick Corner, Curved Surface Correction, Point Correction, Corner Wall, Geometry Correction Memory, Split Screen, Control Panel Lock, Content Playback, User's Logo, Auto Power On, Auto Source Search, A/V Mute Timer, Tiling, Geometry Correction, Edge Blending, Simple stacking, Simple blending, Padlock, Security cable hole, Kensington lock, 360° installation, Wireless LAN unit lock	Quick Corner, Curved Surface Correction, Point Correction, Corner Wall, Geometry Correction Memory, Split Screen, Control Panel Lock, Content Playback, User's Logo, Auto Power On, Auto Source Search, A/V Mute Timer, Tiling, Geometry Correction, Edge Blending, Simple stacking, Simple blending, Padlock, Security cable hole, Kensington lock, 360° installation, Wireless LAN unit lock	4K enhancement, Quick Corner, Curved Surface Correction, Point Correction, Corner Wall, Geometry Correction Memory, Split Screen, Control Panel Lock, Content Playback, User's Logo, Auto Power On, Auto Source Search, A/V Mute Timer, Tiling, Geometry Correction, Edge Blending, Simple stacking, Simple blending, Padlock, Security cable hole, Kensington lock, 360° installation, Wireless LAN unit lock	Quick Corner, Curved Surface Correction, Point Correction, Corner Wall, Geometry Correction Memory, Split Screen, Control Panel Lock, Content Playback, User's Logo, Auto Power On, Auto Source Search, A/V Mute Timer, Tiling, Geometry Correction, Edge Blending, Simple stacking, Simple blending, Padlock, Security cable hole, Kensington lock, 360° installation, Wireless LAN unit lock
34 / 25	36 / 26	36 / 26	34 / 25
8.2	8.5	8.5	8.9
440 x 304 x 122	440 x 304 x 122	440 x 304 x 122	440 x 304 x 122
399W / 295W	450W / 330W	450W / 330W	399W / 295W
0.4W	0.4W	0.4W	0.4W
3 years	3 years	3 years	3 years
Yes	Yes	Yes	Yes

	Installation		
Model	EB-L695SU	EB-L790SU	EB-L690SE
			
Resolution	WUXGA (1920 x 1200)	WUXGA (1920 x 1200)	4KE (WUXGA)
Native aspect	16:10	16:10	16:10
Colour Light Output (lumens) normal / eco	6,200 / 4,340	7,000 / 4,900	6,000 / 4,200
Contrast ratio	Over 5,000,000:1	Over 5,000,000:1	Over 5,000,000:1
Lightsource	Laser	Laser	Laser
Lightsource life (hours) normal / eco	20,000 / 30,000	20,000 / 30,000	20,000 / 30,000
Throw ratio in native aspect	0.79 – 1.36:1	0.79 – 1.36:1	0.5 – 0.7:1
Scalable image size (diagonal)	60 – 400"	60 – 400"	100 – 500"
Zoom	Optical x1.7	Optical x1.7	Optical x1.4
Vertical keystone	Manual ±30°	Manual ±30°	Manual ±30°
Horizontal keystone	Manual ±30°	Manual ±30°	Manual ±30°
Lens shift	± 50% Vertical ± 20% Horizontal	± 50% Vertical ± 20% Horizontal	± 50% Vertical ± 20% Horizontal
Speaker output	10W	10W	N/A
Connectivity	HDMI in x2, HDMI out, HDBaseT, USB Type A, USB Type B (Service only), RS-232C, Screen Mirroring (Miracast), Apple AirPlay 2	HDMI in x2, HDMI out, HDBaseT, USB Type A, USB Type B (Service only), RS-232C, Screen Mirroring (Miracast), Apple AirPlay 2	HDMI in x2, HDMI out, HDBaseT, USB Type A, USB Type B (Service only), RS-232C
Audio connectivity	Stereo mini out	Stereo mini out	Stereo mini out
Networking	LAN (RJ45) and built-in wireless LAN unit	LAN (RJ45) and built-in wireless LAN unit	LAN (RJ45) and optional wireless LAN
Software solutions	Epson Projector Management, Epson iProjection (Windows/Mac), Epson iProjection App for iOS, Android and Chromebook, Epson Projector Professional Tool, Epson Projector Content Manager, Epson Creative Projection, Epson Projector Config Tool	Epson Projector Management, Epson iProjection (Windows/Mac), Epson iProjection App for iOS, Android and Chromebook, Epson Projector Professional Tool, Epson Projector Content Manager, Epson Creative Projection, Epson Projector Config Tool	Epson Projector Management, Epson iProjection (Windows/Mac), Epson iProjection App for iOS, Android and Chromebook, Epson Projector Professional Tool, Epson Projector Content Manager, Epson Creative Projection, Epson Projector Config Tool
Other features	Quick Corner, Curved Surface Correction, Point Correction, Corner Wall, Geometry Correction Memory, Split Screen, Control Panel Lock, Content Playback, User's Logo, Auto Power On, Auto Source Search, A/V Mute Timer, Tiling, Geometry Correction, Edge Blending, Simple stacking, Simple blending, Padlock, Security cable hole, Kensington lock, 360° installation, Wireless LAN unit lock	Quick Corner, Curved Surface Correction, Point Correction, Corner Wall, Geometry Correction Memory, Split Screen, Control Panel Lock, Content Playback, User's Logo, Auto Power On, Auto Source Search, A/V Mute Timer, Tiling, Geometry Correction, Edge Blending, Simple stacking, Simple blending, Padlock, Security cable hole, Kensington lock, 360° installation, Wireless LAN unit lock	4K enhancement, Quick Corner, Curved Surface Correction, Point Correction, Corner Wall, Geometry Correction Memory, Split Screen, Control Panel Lock, Content Playback, User's Logo, Auto Power On, Auto Source Search, A/V Mute Timer, Tiling, Geometry Correction, Edge Blending, Simple stacking, Simple blending, Padlock, Security cable hole, Kensington lock, 360° installation, Wireless LAN unit lock
Noise (dB) normal / eco	34 / 25	36 / 26	36 / 26
Weight (kg)	8.9	9.2	9.3
Dimensions exc. feet (W x D x H mm)	440 x 304 x 122	440 x 304 x 122	440 x 304 x 122
Power consumption normal / eco	399W / 295W	450W / 330W	415W / 303W
Power consumption standby, comm. off	0.4W	0.4W	0.4W
Standard interchangeable lens included	N/A	N/A	N/A
Warranty	3 years	3 years	3 years
TCO Gen 9.0	Yes	Yes	Yes

Installation

Professional

EB-L695SE

EB-L795SE

EB-PU1006W




EB-PU1007W



4KE (WUXGA)	4KE (WUXGA)	WUXGA (1920 x 1200)	WUXGA (1920 x 1200)
16:10	16:10	16:10	16:10
6,000 / 4,200	7,000 / 4,900	6,000 / 4,200	7,000 / 4,900
Over 5,000,000:1	Over 5,000,000:1	Over 5,000,000:1	Over 5,000,000:1
Laser	Laser	Laser	Laser
20,000 / 30,000	20,000 / 30,000	20,000 / 30,000	20,000 / 30,000
0.5 – 0.7:1	0.79 – 1.36:1	1.44 – 2.32:1 ¹	1.44 – 2.32:1 ¹
100 – 500*	60 – 400*	50 – 1,000 ¹	50 – 1,000 ¹
Optical x1.4	Optical x1.7	Motorised optical x1.6 ¹	Motorised optical x1.6 ¹
Manual ±30° Manual ±30°	Manual ±30° Manual ±30°	Manual ±45° Manual ±30°	Manual ±45° Manual ±30°
± 50% Vertical ± 20% Horizontal	± 50% Vertical ± 20% Horizontal	Powered ± 67% Vertical Powered ± 30% Horizontal ¹	Powered ± 67% Vertical Powered ± 30% Horizontal ¹
N/A	10W	N/A	N/A
HDMI in x2, HDMI out, HDBaseT, USB Type A, USB Type B (Service only), RS-232C	HDMI in x2, HDMI out, HDBaseT, USB Type A, USB Type B (Service only), RS-232C, Screen Mirroring (Miracast), Apple AirPlay 2	HDMI in (HDCP 2.3), DVI in, HDBaseT, VGA in, RS-232C, USB Type A, USB Type B (Service only), Remote, NFC	HDMI in (HDCP 2.3), DVI in, HDBaseT, VGA in, RS-232C, USB Type A, USB Type B (Service only), Remote, NFC
Stereo mini out	Stereo mini out	Stereo mini out	Stereo mini out
LAN (RJ45) and optional wireless LAN	LAN (RJ45) and built-in wireless LAN unit	LAN (RJ45) and optional wireless LAN unit	LAN (RJ45) and optional wireless LAN unit
Epson Projector Management, Epson iProjection (Windows/ Mac), Epson iProjection App for iOS, Android and Chromebook, Epson Projector Professional Tool, Epson Projector Content Manager, Epson Creative Projection, Epson Projector Config Tool	Epson Projector Management, Epson iProjection (Windows/ Mac), Epson iProjection App for iOS, Android and Chromebook, Epson Projector Professional Tool, Epson Projector Content Manager, Epson Creative Projection, Epson Projector Config Tool	Epson iProjection (Windows/Mac), Epson iProjection App for iOS, Android and Chromebook, Epson Projector Professional Tool, Epson Projector Management, Epson Projector Content Manager, Epson Creative Projection, Epson Projector Config Tool	Epson iProjection (Windows/Mac), Epson iProjection App for iOS, Android and Chromebook, Epson Projector Professional Tool, Epson Projector Management, Epson Projector Content Manager, Epson Creative Projection, Epson Projector Config Tool
4K enhancement, Quick Corner, Curved Surface Correction, Point Correction, Corner Wall, Geometry Correction Memory, Split Screen, Control Panel Lock, Content Playback, User's Logo, Auto Power On, Auto Source Search, A/V Mute Timer, Tiling, Geometry Correction, Edge Blending, Simple stacking, Simple blending, Padlock, Security cable hole, Kensington lock, 360° installation, Wireless LAN unit lock	4K enhancement, Quick Corner, Curved Surface Correction, Point Correction, Corner Wall, Geometry Correction Memory, Split Screen, Control Panel Lock, Content Playback, User's Logo, Auto Power On, Auto Source Search, A/V Mute Timer, Tiling, Geometry Correction, Edge Blending, Simple stacking, Simple blending, Padlock, Security cable hole, Kensington lock, 360° installation, Wireless LAN unit lock	4K enhancement, HDR support, Powered zoom, Focus and lens shift, Lens memory, Interchangeable lens options including zero offset UST lens, Optional camera, Portrait projection, 21:9 display, A/V mute, USB content playback for source- free signage, Edge blending, Point correction, Curved surface and corner wall correction, 360° installation	4K enhancement, HDR support, Powered zoom, Focus and lens shift, Lens memory, Interchangeable lens options including zero offset UST lens, Optional camera, Portrait projection, 21:9 display, A/V mute, USB content playback for source- free signage, Edge blending, Point correction, Curved surface and corner wall correction, 360° installation
36 / 26	36 / 26	30 / 28	33 / 29
9.3	9.3	15.4	16.3
440 x 304 x 122	440 x 304 x 122	545 x 436 x 164	545 x 436 x 164
415W / 303W	450W / 330W	367W / 310W	431W / 366W
0.4W	0.4W	0.5W	0.5W
N/A	N/A	No	No
3 years	3 years	3 years	3 years
Yes	Yes	No	No

¹ Lens not included. Specifications vary by lens. Please refer to lens specifications.

Professional

	Professional		
Model	EB-PU1007B	EB-PU1008W	EB-PU1008B
			
Resolution	WUXGA (1920 x 1200)	WUXGA (1920 x 1200)	WUXGA (1920 x 1200)
Native aspect	16:10	16:10	16:10
Colour Light Output (lumens) normal / eco	7,000 / 4,900	8,500 / 5,950	8,500 / 5,950
Contrast ratio	Over 5,000,000:1	Over 5,000,000:1	Over 5,000,000:1
Lightsource	Laser	Laser	Laser
Lightsource life (hours) normal / eco	20,000 / 30,000	20,000 / 30,000	20,000 / 30,000
Throw ratio in native aspect	1.44 – 2.32:1 ¹	1.44 – 2.32:1 ¹	1.44 – 2.32:1 ¹
Scalable image size (diagonal)	50 – 1,000* ¹	50 – 1,000* ¹	50 – 1,000* ¹
Zoom	Motorised optical x1.6 ¹	Motorised optical x1.6 ¹	Motorised optical x1.6 ¹
Vertical keystone	Manual ±45°	Manual ±45°	Manual ±45°
Horizontal keystone	Manual ±30°	Manual ±30°	Manual ±30°
Lens shift	Powered ± 67% Vertical Powered ± 30% Horizontal ¹	Powered ± 67% Vertical Powered ± 30% Horizontal ¹	Powered ± 67% Vertical Powered ± 30% Horizontal ¹
Speaker output	N/A	N/A	N/A
Connectivity	HDMI in (HDCP 2.3), DVI in, HDBaseT, VGA in, RS-232C, USB Type A, USB Type B (Service only), Remote, NFC	HDMI in (HDCP 2.3), DVI in, HDBaseT, VGA in, RS-232C, USB Type A, USB Type B (Service only), Remote, NFC	HDMI in (HDCP 2.3), DVI in, HDBaseT, VGA in, RS-232C, USB Type A, USB Type B (Service only), Remote, NFC
Audio connectivity	Stereo mini out	Stereo mini out	Stereo mini out
Networking	LAN (RJ45) and optional wireless LAN unit	LAN (RJ45) and optional wireless LAN unit	LAN (RJ45) and optional wireless LAN unit
Software solutions	Epson iProjection (Windows/Mac), Epson iProjection App for iOS, Android and Chromebook, Epson Projector Professional Tool, Epson Projector Management, Epson Projector Content Manager, Epson Creative Projection, Epson Projector Config Tool	Epson iProjection (Windows/Mac), Epson iProjection App for iOS, Android and Chromebook, Epson Projector Professional Tool, Epson Projector Management, Epson Projector Content Manager, Epson Creative Projection, Epson Projector Config Tool	Epson iProjection (Windows/Mac), Epson iProjection App for iOS, Android and Chromebook, Epson Projector Professional Tool, Epson Projector Management, Epson Projector Content Manager, Epson Creative Projection, Epson Projector Config Tool
Other features	4K enhancement, HDR support, Powered zoom, Focus and lens shift, Lens memory, Interchangeable lens options including zero offset UST lens, Optional camera, Portrait projection, 21:9 display, A/V mute, USB content playback for source-free signage, Edge blending, Point correction, Curved surface and corner wall correction, 360° installation	4K enhancement, HDR support, Powered zoom, Focus and lens shift, Lens memory, Interchangeable lens options including zero offset UST lens, Optional camera, Portrait projection, 21:9 display, A/V mute, USB content playback for source-free signage, Edge blending, Point correction, Curved surface and corner wall correction, 360° installation	4K enhancement, HDR support, Powered zoom, Focus and lens shift, Lens memory, Interchangeable lens options including zero offset UST lens, Optional camera, Portrait projection, 21:9 display, A/V mute, USB content playback for source-free signage, Edge blending, Point correction, Curved surface and corner wall correction, 360° installation
Noise (dB) normal / eco	33 / 29	35 / 30	35 / 30
Weight (kg)	16.3	16.3	16.3
Dimensions exc. feet (W x D x H mm)	545 x 436 x 164	545 x 436 x 164	545 x 436 x 164
Power consumption normal / eco	431W / 366W	535W / 452W	535W / 452W
Power consumption standby, comm. off	0.5W	0.5W	0.5W
Standard interchangeable lens included	No	No	No
Warranty	3 years	3 years	3 years
TCO Gen 9.0	No	No	No

¹ Lens not included. Specifications vary by lens. Please refer to lens specifications.

EB-PQ2008W



EB-PQ2008B



EB-PU2010W






EB-PU2010B



4K (3840 x 2160) ¹	4K (3840 x 2160) ¹	WUXGA (1920 x 1200)	WUXGA (1920 x 1200)
16:9	16:9	16:10	16:10
8,000 / 5,600	8,000 / 5,600	10,000 / 7,000	10,000 / 7,000
Over 5,000,000:1	Over 5,000,000:1	Over 5,000,000:1	Over 5,000,000:1
Laser	Laser	Laser	Laser
20,000 / 30,000	20,000 / 30,000	20,000 / 30,000	20,000 / 30,000
1.52 – 2.47:1 ²	1.52 – 2.47:1 ²	1.57 – 2.56:1 ²	1.57 – 2.56:1 ²
60 – 1,000 ^{º2}	60 – 1,000 ^{º2}	60 – 1,000 ^{º2}	60 – 1,000 ^{º2}
Motorised optical x1.6 ²	Motorised optical x1.6 ²	Motorised optical x1.6 ²	Motorised optical x1.6 ²
Manual ±45° Manual ±30°	Manual ±45° Manual ±30°	Manual ±45° Manual ±30°	Manual ±45° Manual ±30°
Powered ± 64% Vertical Powered ± 16% Horizontal ²	Powered ± 64% Vertical Powered ± 16% Horizontal ²	± 60% Vertical ± 18% Horizontal ²	± 60% Vertical ± 18% Horizontal ²
N/A	N/A	N/A	N/A
HDMI in (HDCP 2.3) x2, HDMI out, HDBaseT, RS-232C, USB Type A x2, USB Type B (Service only), Remote, NFC	HDMI in (HDCP 2.3) x2, HDMI out, HDBaseT, RS-232C, USB Type A x2, USB Type B (Service only), Remote, NFC	HDMI in (HDCP 2.3), DVI in, HDBaseT, SDI in, SDI out, VGA in, RS-232C, USB Type A, USB Type B (Service only), Remote, NFC	HDMI in (HDCP 2.3), DVI in, HDBaseT, SDI in, SDI out, VGA in, RS-232C, USB Type A, USB Type B (Service only), Remote, NFC
Stereo mini out	Stereo mini out	Stereo mini out	Stereo mini out
LAN (RJ45) and optional wireless LAN unit	LAN (RJ45) and optional wireless LAN unit	LAN (RJ45) and optional wireless LAN unit	LAN (RJ45) and optional wireless LAN unit
Epson iProjection (Windows/ Mac), Epson iProjection App for iOS, Android and Chromebook, Epson Projector Professional Tool, Epson Projector Management, Epson Projector Content Manager, Epson Creative Projection, Epson Projector Config Tool	Epson iProjection (Windows/Mac), Epson iProjection App for iOS, Android and Chromebook, Epson Projector Professional Tool, Epson Projector Management, Epson Projector Content Manager, Epson Creative Projection, Epson Projector Config Tool	Epson iProjection (Windows/Mac), Epson iProjection App for iOS, Android and Chromebook, Epson Projector Professional Tool, Epson Projector Management, Epson Projector Content Manager, Epson Creative Projection, Epson Projector Config Tool	Epson iProjection (Windows/Mac), Epson iProjection App for iOS, Android and Chromebook, Epson Projector Professional Tool, Epson Projector Management, Epson Projector Content Manager, Epson Creative Projection, Epson Projector Config Tool
4K Crystal Motion, HDR support, Powered zoom, focus and lens shift, Lens memory, Interchangeable lens options including zero offset UST lens, Optional camera, Daisy chain multi-projection, Portrait projection, 21:9 display, A/V mute, USB content playback for source-free signage, Edge blending, Point correction, Curved surface and corner wall correction, 360° installation, Back up source function, 120Hz support	4K Crystal Motion, HDR support, Powered zoom, focus and lens shift, Lens memory, Interchangeable lens options including zero offset UST lens, Optional camera, Daisy chain multi- projection, Portrait projection, 21:9 display, A/V mute, USB content playback for source- free signage, Edge blending, Point correction, Curved surface and corner wall correction, 360° installation, Back up source function, 120Hz support	4K enhancement, HDR support, Powered zoom, Focus and lens shift, Lens memory, Interchangeable lens options including zero offset UST lens, Optional camera, Daisy chain multi-projection, Portrait projection, 21:9 display, A/V mute, USB content playback for source-free signage, Edge blending, Point correction, Curved surface and corner wall correction, 360° installation	4K enhancement, HDR support, Powered zoom, Focus and lens shift, Lens memory, Interchangeable lens options including zero offset UST lens, Optional camera, Daisy chain multi- projection, Portrait projection, 21:9 display, A/V mute, USB content playback for source- free signage, Edge blending, Point correction, Curved surface and corner wall correction, 360° installation
35 / 29	35 / 29	37 / 30	37 / 30
18.6	18.6	16.8	16.8
545 x 436 x 164	545 x 436 x 164	545 x 436 x 164	545 x 436 x 164
502W / 410W	502W / 410W	535W / 452W	535W / 452W
0.5W	0.5W	0.5W	0.5W
No	No	No	No
3 years	3 years	3 years	3 years
No	No	No	No

¹ Maximum physical resolution using 4K Crystal Motion technology.² Lens not included. Specifications vary by lens. Please refer to lens specifications.

	Professional		
Model	EB-PQ2010W	EB-PQ2010B	EB-PU2113W
			
Resolution	4K (3840 x 2160) ¹	4K (3840 x 2160) ¹	WUXGA (1920 x 1200)
Native aspect	16:9	16:9	16:10
Colour Light Output (lumens) normal / eco	10,000 / 7,000	10,000 / 7,000	13,000 / 9,100
Contrast ratio	Over 5,000,000:1	Over 5,000,000:1	Over 5,000,000:1
Lightsource	Laser	Laser	Laser
Lightsource life (hours) normal / eco	20,000 / 30,000	20,000 / 30,000	20,000 / 30,000
Throw ratio in native aspect	1.52 – 2.47:1 ²	1.52 – 2.47:1 ²	1.57 – 2.56:1 ²
Scalable image size (diagonal)	60 – 1,000" ²	60 – 1,000" ²	60 – 1,000" ²
Zoom	Motorised optical x1.6 ²	Motorised optical x1.6 ²	Motorised optical x1.6 ²
Vertical keystone	Manual ±45°	Manual ±45°	Manual ±45°
Horizontal keystone	Manual ±30°	Manual ±30°	Manual ±30°
Lens shift	Powered ± 64% Vertical Powered ± 16% Horizontal ²	Powered ± 64% Vertical Powered ± 16% Horizontal ²	Powered ± 60% Vertical Powered ± 18% Horizontal ²
Speaker output	N/A	N/A	N/A
Connectivity	HDMI in (HDCP 2.3) x2, HDMI out, 12G-SDI in, 12G-SDI out, HDBaseT, RS-232C, USB Type A x2, USB Type B (Service only), Remote, NFC	HDMI in (HDCP 2.3) x2, HDMI out, 12G-SDI in, 12G-SDI out, HDBaseT, RS-232C, USB Type A x2, USB Type B (Service only), Remote, NFC	HDMI in (HDCP 2.3), DVI in, HDBaseT, VGA in, RS-232C, USB Type A, USB Type B (Service only), Remote, NFC
Audio connectivity	Stereo mini out	Stereo mini out	Stereo mini out
Networking	LAN (RJ45) and optional wireless LAN unit	LAN (RJ45) and optional wireless LAN unit	LAN (RJ45) and optional wireless LAN unit
Software solutions	Epson iProjection (Windows/Mac), Epson iProjection App for iOS, Android and Chromebook, Epson Projector Professional Tool, Epson Projector Management, Epson Projector Content Manager, Epson Creative Projection, Epson Projector Config Tool	Epson iProjection (Windows/Mac), Epson iProjection App for iOS, Android and Chromebook, Epson Projector Professional Tool, Epson Projector Management, Epson Projector Content Manager, Epson Creative Projection, Epson Projector Config Tool	Epson iProjection (Windows/Mac), Epson iProjection App for iOS, Android and Chromebook, Epson Projector Professional Tool, Epson Projector Management, Epson Projector Content Manager, Epson Creative Projection, Epson Projector Config Tool
Other features	4K Crystal Motion, HDR support, Powered zoom, Focus and lens shift, Lens memory, Interchangeable lens options including zero offset UST lens, Optional camera, Daisy chain multi-projection, Portrait projection, 21:9 display, A/V mute, USB content playback for source-free signage, Edge blending, Point correction, Curved surface and corner wall correction, 360° installation, Back up source function, 120Hz support	4K Crystal Motion, HDR support, Powered zoom, Focus and lens shift, Lens memory, Interchangeable lens options including zero offset UST lens, Optional camera, Daisy chain multi-projection, Portrait projection, 21:9 display, A/V mute, USB content playback for source-free signage, Edge blending, Point correction, Curved surface and corner wall correction, 360° installation, Back up source function, 120Hz support	4K enhancement, HDR support, Powered zoom, Focus and lens shift, Lens memory, Interchangeable lens options including zero offset UST lens, Optional camera, Portrait projection, 21:9 display, A/V mute, USB content playback for source-free signage, Edge blending, Point correction, Curved surface and corner wall correction, 360° installation, IP5X certified ³
Noise (dB) normal / eco	39 / 29	39 / 29	34 / 29
Weight (kg)	18.8	18.8	23.8
Dimensions exc. feet (W x D x H mm)	545 x 436 x 164	545 x 436 x 164	586 x 492 x 185
Power consumption normal / eco	613W / 483W	613W / 483W	864W / 633W
Power consumption standby, comm. off	0.5W	0.5W	0.5W
Standard interchangeable lens included	No	No	No
Warranty	3 years	3 years	3 years
TCO Gen 9.0	No	No	No

¹ Maximum physical resolution using 4K Crystal Motion technology.

² Lens not included. Specifications vary by lens. Please refer to lens specifications.

³ IP5X certified in accordance with IEC Standard 60529. The IP5X certification is applied to the optical engine and light source module.

EB-PU2213B



EB-PQ2213B



EB-PU2116W






EB-PU2216B



WUXGA (1920 x 1200)	4K (3840 x 2160) ¹	WUXGA (1920 x 1200)	WUXGA (1920 x 1200)
16:10	16:9	16:10	16:10
13,000 / 9,100	13,000 / 9,100	16,000 / 11,200	16,000 / 11,200
Over 5,000,000:1	Over 5,000,000:1	Over 5,000,000:1	Over 5,000,000:1
Laser	Laser	Laser	Laser
20,000 / 30,000	20,000 / 30,000	20,000 / 30,000	20,000 / 30,000
1.57 – 2.56:1 ²	1.52 – 2.47:1 ²	1.57 – 2.56:1 ²	1.57 – 2.56:1 ²
60 – 1,000 ^{o2}	60 – 1,000 ^{o2}	60 – 1,000 ^{o2}	60 – 1,000 ^{o2}
Motorised optical x1.6 ²	Motorised optical x1.6 ²	Motorised optical x1.6 ²	Motorised optical x1.6 ²
Manual ±45° Manual ±30°	Manual ±45° Manual ±30°	Manual ±45° Manual ±30°	Manual ±45° Manual ±30°
Powered ± 60% Vertical Powered ± 18% Horizontal ²	Powered ± 64% Vertical Powered ± 16% Horizontal ²	Powered ± 60% Vertical Powered ± 18% Horizontal ²	Powered ± 60% Vertical Powered ± 18% Horizontal ²
N/A	N/A	N/A	N/A
HDMI in (HDCP 2.3), DVI in, HDBaseT, SDI in, SDI out, VGA in, RS-232C, USB Type A x2, USB Type B (Service only), Remote, NFC	HDMI in (HDCP 2.3) x2, HDMI out, 12G-SDI in, 12G-SDI out, HDBaseT, RS-232C, USB Type A x2, USB Type B (Service only), Remote, NFC	HDMI in (HDCP 2.3), DVI in, HDBaseT, SDI in, SDI out, VGA in, RS-232C, USB Type A, USB Type B (Service only), Remote, NFC	HDMI in (HDCP 2.3), DVI in, HDBaseT, SDI in, SDI out, VGA in, RS-232C, USB Type A, USB Type B (Service only), Remote, NFC
Stereo mini out	Stereo mini out	Stereo mini out	Stereo mini out
LAN (RJ45) and optional wireless LAN unit	LAN (RJ45) and optional wireless LAN unit	LAN (RJ45) and optional wireless LAN unit	LAN (RJ45) and optional wireless LAN unit
Epson iProjection (Windows/Mac), Epson iProjection App for iOS, Android and Chromebook, Epson Projector Professional Tool, Epson Projector Management, Epson Projector Content Manager, Epson Creative Projection, Epson Projector Config Tool	Epson iProjection (Windows/Mac), Epson iProjection App for iOS, Android and Chromebook, Epson Projector Professional Tool, Epson Projector Management, Epson Projector Content Manager, Epson Creative Projection, Epson Projector Config Tool	Epson iProjection (Windows/Mac), Epson iProjection App for iOS, Android and Chromebook, Epson Projector Professional Tool, Epson Projector Management, Epson Projector Content Manager, Epson Creative Projection, Epson Projector Config Tool	Epson iProjection (Windows/Mac), Epson iProjection App for iOS, Android and Chromebook, Epson Projector Professional Tool, Epson Projector Management, Epson Projector Content Manager, Epson Creative Projection, Epson Projector Config Tool
4K enhancement, HDR support, Powered zoom, Focus and lens shift, Lens memory, Interchangeable lens options including zero offset UST lens, Optional camera, Daisy chain multi-projection, Mechanical shutter, Portrait projection, 21:9 display, A/V mute, USB content playback for source-free signage, Edge blending, Point correction, Curved surface and corner wall correction, 360° installation, IP5X certified ³	4K Crystal Motion, HDR support, Powered zoom, Focus and lens shift, Lens memory, Interchangeable lens options including zero offset UST lens, Optional camera, Daisy chain multi-projection, Portrait projection, Mechanical shutter, 21:9 display, A/V mute, USB content playback for source-free signage, Edge blending, Point correction, Curved surface and corner wall correction, 360° installation, IP5X certified ³ , Back up source function, 120Hz support	4K enhancement, HDR support, Powered zoom, Focus and lens shift, Lens memory, Interchangeable lens options including zero offset UST lens, Optional camera, Portrait projection, 21:9 display, A/V mute, USB content playback for source-free signage, Edge blending, Point correction, Curved surface and corner wall correction, 360° installation, IP5X certified ³	4K enhancement, HDR support, Powered zoom, Focus and lens shift, Lens memory, Interchangeable lens options including zero offset UST lens, Optional camera, Daisy chain multi-projection, Mechanical shutter, Portrait projection, 21:9 display, A/V mute, USB content playback for source-free signage, Edge blending, Point correction, Curved surface and corner wall correction, 360° installation, IP5X certified ³
34 / 29	37 / 34	38 / 34	38 / 34
23.7	28.8	24.3	24.2
586 x 492 x 185	586 x 492 x 185	586 x 492 x 185	586 x 492 x 185
864W / 633W	925W / 666W	1083W / 773W	1,083W / 773W
0.5W	0.5W	0.5W	0.5W
No	No	No	No
3 years	3 years	3 years	3 years
No	No	No	No

¹ Maximum physical resolution using 4K Crystal Motion technology.² Lens not included. Specifications vary by lens. Please refer to lens specifications.³ IP5X certified in accordance with IEC Standard 60529. The IP5X certification is applied to the optical engine and light source module.

	Professional		
Model	EB-PQ2216W	EB-PQ2216B	EB-PU2120W
			
Resolution	4K (3840 x 2160) ¹	4K (3840 x 2160) ¹	WUXGA (1920 x 1200)
Native aspect	16:9	16:9	16:10
Colour Light Output (lumens) normal / eco	16,000 / 11,200	16,000 / 11,200	20,000 / 14,000
Contrast ratio	Over 5,000,000:1	Over 5,000,000:1	Over 5,000,000:1
Lightsource	Laser	Laser	Laser
Lightsource life (hours) normal / eco	20,000 / 30,000	20,000 / 30,000	20,000 / 30,000
Throw ratio in native aspect	1.52 – 2.47:1 ²	1.52 – 2.47:1 ²	1.57 – 2.56:1 ²
Scalable image size (diagonal)	60 – 1,000 ²	60 – 1,000 ²	60 – 1,000 ²
Zoom	Motorised optical x1.6 ²	Motorised optical x1.6 ²	Motorised optical x1.6 ²
Vertical keystone	Manual ±45°	Manual ±45°	Manual ±45°
Horizontal keystone	Manual ±30°	Manual ±30°	Manual ±30°
Lens shift	Powered ± 64% Vertical Powered ± 16% Horizontal ²	Powered ± 64% Vertical Powered ± 16% Horizontal ²	Powered ± 60% Vertical Powered ± 18% Horizontal ²
Speaker output	N/A	N/A	N/A
Connectivity	HDMI in (HDCP 2.3) x2, HDMI out, 12G-SDI in, 12G-SDI out, HDBaseT, RS-232C, USB Type A x2, USB Type B (Service only), Remote, NFC	HDMI in (HDCP 2.3) x2, HDMI out, 12G-SDI in, 12G-SDI out, HDBaseT, RS-232C, USB Type A x2, USB Type B (Service only), Remote, NFC	HDMI in (HDCP 2.3), DVI in, HDBaseT, VGA in, RS-232C, USB Type A x2, USB Type B (Service only), Remote, NFC
Audio connectivity	Stereo mini out	Stereo mini out	Stereo mini out
Networking	LAN (RJ45) and optional wireless LAN unit	LAN (RJ45) and optional wireless LAN unit	LAN (RJ45) and optional wireless LAN unit
Software solutions	Epson iProjection (Windows/Mac), Epson iProjection App for iOS, Android and Chromebook, Epson Projector Professional Tool, Epson Projector Management, Epson Projector Content Manager, Epson Creative Projection, Epson Projector Config Tool	Epson iProjection (Windows/Mac), Epson iProjection App for iOS, Android and Chromebook, Epson Projector Professional Tool, Epson Projector Management, Epson Projector Content Manager, Epson Creative Projection, Epson Projector Config Tool	Epson iProjection (Windows/Mac), Epson iProjection App for iOS, Android and Chromebook, Epson Projector Professional Tool, Epson Projector Management, Epson Projector Content Manager, Epson Creative Projection, Epson Projector Config Tool
Other features	4K Crystal Motion, HDR support, Powered zoom, Focus and lens shift, Lens memory, Interchangeable lens options including zero offset UST lens, Optional camera, Daisy chain multi-projection, Portrait projection, Mechanical shutter, 21:9 display, A/V mute, USB content playback for source-free signage, Edge blending, Point correction, Curved surface and corner wall correction, 360° installation, IP5X certified ³ , Back up source function, 120Hz support	4K Crystal Motion, HDR support, Powered zoom, Focus and lens shift, Lens memory, Interchangeable lens options including zero offset UST lens, Optional camera, Daisy chain multi-projection, Portrait projection, Mechanical shutter, 21:9 display, A/V mute, USB content playback for source-free signage, Edge blending, Point correction, Curved surface and corner wall correction, 360° installation, IP5X certified ³ , Back up source function, 120Hz support	4K enhancement, HDR support, Powered zoom, Focus and lens shift, Lens memory, Interchangeable lens options including zero offset UST lens, Optional camera, Portrait projection, 21:9 display, A/V mute, USB content playback for source-free signage, Edge blending, Point correction, Curved surface and corner wall correction, 360° installation, IP5X certified ³
Noise (dB) normal / eco	44 / 36	44 / 36	45 / 37
Weight (kg)	29.2	29.2	24.4
Dimensions exc. feet (W x D x H mm)	586 x 492 x 185	586 x 492 x 185	586 x 492 x 185
Power consumption normal / eco	1,114W / 784W	1,114W / 784W	1,301W / 899W
Power consumption standby, comm. off	0.5W	0.5W	0.5W
Standard interchangeable lens included	No	No	No
Warranty	3 years	3 years	3 years
TCO Gen 9.0	No	No	No

¹ Maximum physical resolution using 4K Crystal Motion technology.

² Lens not included. Specifications vary by lens. Please refer to lens specifications.

³ IP5X certified in accordance with IEC Standard 60529. The IP5X certification is applied to the optical engine and light source module.

EB-PU2220B



EB-PQ2220B



EB-L30000U






EB-XQ2030B



WUXGA (1920 x 1200)	4K (3840 x 2160) ¹	WUXGA (1920 x 1200)	4K (3840 x 2160) ¹
16:10	16:9	16:10	16:9
20,000 / 14,000	20,000 / 14,000	30,000 / 21,000	30,000 / 21,000
Over 5,000,000:1	Over 5,000,000:1	Over 5,000,000:1	Over 5,000,000:1
Laser	Laser	Laser	Laser
20,000 / 30,000	20,000 / 30,000	20,000 / 30,000	20,000 / 30,000
1.57 – 2.56:1 ²	1.52 – 2.47:1 ²	1.74 – 2.35:1 ²	1.52 – 2.47:1 ²
60 – 1,000 ²	60 – 1,000 ²	100 – 1,000 ²	60 – 1,000 ²
Motorised optical x1.6 ²	Motorised optical x1.6 ²	Motorised optical x1.4 ²	Motorised optical x1.6 ²
Manual ±45° Manual ±30°	Manual ±45° Manual ±30°	Manual ±45° Manual ±30°	Manual ±45° Manual ±30°
Powered ± 60% Vertical Powered ± 18% Horizontal ²	Powered ± 64% Vertical Powered ± 16% Horizontal ²	Powered ± 65% Vertical Powered ± 30% Horizontal ²	Powered ± 64% Vertical Powered ± 16% Horizontal ²
N/A	N/A	N/A	N/A
HDMI in (HDCP 2.3), DVI in, HDBaseT, SDI in, SDI out, VGA in, RS-232C, USB Type A x2, USB Type B (Service only), Remote, NFC	HDMI in (HDCP 2.3) x2, HDMI out, 12G-SDI in, 12G-SDI out, HDBaseT, RS-232C, USB Type A x2, USB Type B (Service only), Remote, NFC	HDMI in (HDCP 2.2), VGA in, VGA out, DVI in, BNC in, HDBaseT, HD-SDI, USB Type B (Service only)	HDMI in (HDCP 2.3) x2, HDMI out, 12G-SDI in, 12G-SDI out, HDBaseT, RS-232C, USB Type A x2, USB Type B (Service only), Remote, NFC, SDM slot
Stereo mini out	Stereo mini out	N/A	Stereo mini out
LAN (RJ45) and optional wireless LAN unit	LAN (RJ45) and optional wireless LAN unit	LAN (RJ45) and optional wireless LAN unit	LAN (RJ45) and built-in wireless LAN unit
Epson iProjection (Windows/Mac), Epson iProjection App for iOS, Android and Chromebook, Epson Projector Professional Tool, Epson Projector Management, Epson Projector Content Manager, Epson Creative Projection, Epson Projector Config Tool	Epson iProjection (Windows/Mac), Epson iProjection App for iOS, Android and Chromebook, Epson Projector Professional Tool, Epson Projector Management, Epson Projector Content Manager, Epson Creative Projection, Epson Projector Config Tool	Epson Projector Management, Epson iProjection (Windows/Mac), Epson iProjection App for iOS and Android, Epson Projector Professional Tool	Epson iProjection (Windows/Mac), Epson iProjection App for iOS, Android and Chromebook, Epson Projector Professional Tool, Epson Projector Management, Epson Projector Content Manager, Epson Creative Projection, Epson Projector Config Tool
4K enhancement, HDR support, Powered zoom, Focus and lens shift, Lens memory, Interchangeable lens options including zero offset UST lens, Optional camera, Daisy chain multi-projection, Portrait projection, Mechanical shutter, 21:9 display, A/V mute, USB content playback for source-free signage, Edge blending, Point correction, Curved surface and corner wall correction, 360° installation, IP5X certified ³	4K Crystal Motion, HDR support, Powered zoom, Focus and lens shift, Lens memory, Interchangeable lens options including zero offset UST lens, Optional camera, Daisy chain multi-projection, Portrait projection, Mechanical shutter, 21:9 display, A/V mute, USB content playback for source-free signage, Edge blending, Point correction, Curved surface and corner wall correction, 360° installation, IP5X certified ³ , Back up source function, 120Hz support	Fully sealed optical system, Interchangeable lens options, Powered zoom, Focus and lens shift, Lens memory, Integrated camera for colour calibration, 4K enhancement, 360° installation, Edge blending, Portrait projection	4K Crystal Motion, HDR support, Powered zoom, focus and lens shift, Lens memory, Interchangeable lens options including zero offset UST lens, Built-in camera, Daisy chain multi-projection, Portrait projection, Mechanical shutter, 21:9 display, A/V mute, USB content playback for source-free signage, Edge blending, Point correction, Curved surface and corner wall correction, 360° installation, IP6X certified ³ , Back up source function, 120Hz support
45 / 37	48 / 39	49 / 41	TBC
24.4	29.2	63.8	36.8
586 x 492 x 185	586 x 492 x 185	790 x 710 x 299	620 x 580 x 220
1,301W / 899W	1,431W / 975W	2,325W / 1,511W	TBC
0.5W	0.5W	0.5W	TBC
No	No	No	No
3 years	3 years	5 years / 20,000hrs	3 years
No	No	No	No

¹ Maximum physical resolution using 4K Crystal Motion technology. / ² Lens not included. Specifications vary by lens. Please refer to lens specifications. / ³ IP5X certified in accordance with IEC Standard 60529. The IP5X certification is applied to the optical engine and light source module. IP6X certification pending approval. / EB-XQ2030B specifications are preliminary and subject to change.

	Professional home		
Model	EH-QS100W/ EH-QS100B	EH-LS9000W/ EH-LS9000B	EH-LS11000W
			
Resolution	4K PRO-UHD	4K (3840 x 2160)	4K (3840 x 2160)
Native aspect	16:9	16:9	16:9
Colour Light Output (lumens) normal / eco	4,500 / 2,250	2,200 / 1,000	2,500 / 1,000
Contrast ratio	Over 5,000,000:1	2,500,000:1	2,500,000:1
Lightsource	Laser	Laser	Laser
Lightsource life (hours) normal / eco	20,000 / 20,000	20,000 / 20,000	20,000 / 20,000
Throw ratio in native aspect	0.16 – 0.40:1	1.35 – 2.84:1	1.35 – 2.84:1
Scalable image size (diagonal)	80 – 160"	50 – 300"	50 – 300"
Zoom	Digital x1.35	Motorised optical x2.1	Motorised optical x2.1
Vertical keystone Horizontal keystone	N/A	Manual ±30° Manual ±30°	Manual ±30° Manual ±30°
Lens shift	N/A	Powered ± 96.3% Vertical Powered ± 24% Horizontal	Powered ± 96.3% Vertical Powered ± 47.1% Horizontal
Speaker output	N/A	N/A	N/A
Connectivity	HDMI in (HDCP 2.3) x2, USB 1.1 Type A, 2.0 Type Mini-B, RS-232C, RJ45	HDMI in (HDCP 2.3) x2, USB 1.1 Type A (2x), USB 2.0 Type Mini-B, RS-232C, RJ45, Trigger out	HDMI in (HDCP 2.3) x2, USB 1.1 Type A (2x), USB 2.0 Type Mini-B, RS-232C, RJ45, Trigger out
Audio connectivity	HDMI ARC, eARC	HDMI ARC, eARC	HDMI ARC, eARC
Networking	LAN (RJ45)	LAN (RJ45)	LAN (RJ45)
Software solutions	Epson Projector Content Manager, Epson Setting Assistant	N/A	N/A
Other features	4K enhancement, Auto Power On, Auto source search, Digital zoom, Frame interpolation, long light source, quick corner, HDR10, Dynamic Tone Mapping, ALLM, IP control	4K enhancement, A/V mute, Digital zoom, Frame interpolation, Horizontal and vertical keystone correction, ISF certification, Instant on/off, Lens position memory, Long light source life, Quick Corner, Super resolution, HDR10+, IP control	4K enhancement, A/V mute, Digital zoom, Frame interpolation, Horizontal and vertical keystone correction, ISF certification, Instant on/off, Lens position memory, Long light source life, Quick Corner, Super resolution, HDR10+ Dynamic Tone Mapping, ALLM, IP control
Noise (dB) normal / eco	34 / 20	30 / 22	32 / 22
Weight (kg)	12	12.7	12.7
Dimensions exc. feet (W x D x H mm)	695 x 341 x 156	520 x 447 x 193	520 x 447 x 192.7
Power consumption normal / eco	333W / 212W	302W / 198W	302W / 198W
Power consumption standby, comm. off	2W	2W	2W
Standard interchangeable lens included	N/A	N/A	N/A
Warranty	60 months / 12,000hrs carry-in	60 months / 12,000hrs carry-in	60 months / 12,000hrs carry-in
TCO Gen 9.0	No	No	No

Professional home

EH-LS12000B

**EH-QB1000W/
EH-QB1000B**

**EH-QL3000W/
EH-QL3000B**

**EH-QL7000W/
EH-QL7000B**



4K (3840 x 2160)	4K (3840 x 2160)	4K (3840 x 2160)	4K (3840 x 2160)
16:9	16:9	16:9	16:9
2,700 / 1,000	3,300 / 1,200	6,000 / NA	10,000 / NA
2,500,000:1	Over 5,000,000:1	Over 5,000,000:1	Over 5,000,000:1
Laser	Laser	Laser	Laser
20,000 / 20,000	20,000 / 20,000	20,000 / 20,000	20,000 / 20,000
1.35 – 2.84:1	1.35 – 2.84:1	1.52 – 2.47:1 ¹	1.52 – 2.47:1 ¹
50 – 300°	50 – 300°	60 – 1000°	60 – 1000°
Motorised optical x2.1	Motorised optical x2.1	Motorised optical x1.6 ¹	Motorised optical x1.6 ¹
Manual ±30° Manual ±30°	Manual ±30° Manual ±30°	Manual ±45° Manual ±30°	Manual ±45° Manual ±30°
Powered ± 96.3% Vertical Powered ± 47.1% Horizontal	Powered ± 96.3% Vertical Powered ± 47.1% Horizontal	Powered ± 64% Vertical Powered ± 16% Horizontal ¹	Powered ± 64% Vertical Powered ± 16% Horizontal ¹
N/A	N/A	N/A	N/A
HDMI in (HDCP 2.3) x2, USB 1.1 Type A (2x), USB 2.0 Type Mini-B, RS-232C, RJ45, Trigger out	HDMI in (HDCP 2.3) x2, USB 1.1 Type A (2x), USB 2.0 Type Mini-B, RS-232C, RJ45, Trigger out	HDMI in (HDCP 2.3) x2, USB 1.1 Type A (2x), USB 2.0 Type Mini-B, RS-232C, RJ45	HDMI in (HDCP 2.3) x2, USB 1.1 Type A (2x), USB 2.0 Type Mini-B, RS-232C, RJ45
HDMI ARC, eARC	HDMI ARC, eARC	Stereo mini out	Stereo mini out
LAN (RJ45)	LAN (RJ45)	LAN (RJ45)	LAN (RJ45)
N/A	N/A	Epson iProjection, Epson Projector Content Manager, Epson Creative Projection	Epson iProjection, Epson Projector Content Manager, Epson Creative Projection
4K enhancement, A/V mute, Digital zoom, Frame interpolation, Horizontal and vertical keystone correction, ISF certification, Instant on/ off, Lens position memory, Long light source life, Quick Corner, Super resolution, HDR10+ Dynamic Tone Mapping, ALLM, IP control	4K enhancement, A/V mute, Digital zoom, Frame interpolation, Horizontal and vertical keystone correction, ISF certification, Instant on/ off, Lens position memory, Long light source life, Quick Corner, Super resolution, HDR10+ Dynamic Tone Mapping, ALLM, IP control	4K enhancement, A/V mute, Digital zoom, Frame interpolation, Horizontal and vertical keystone correction, ISF certification, Instant on/ off, Lens position memory, Long light source life, Quick Corner, Super resolution, HDR10 Dynamic Tone Mapping, ALLM, IP control	4K enhancement, A/V mute, Digital zoom, Frame interpolation, Horizontal and vertical keystone correction, ISF certification, Instant on/ off, Lens position memory, Long light source life, Quick Corner, Super resolution, HDR10 Dynamic Tone Mapping, ALLM, IP control
32 / 22	32 / 22	28 / 26	33 / 26
12.7	12.8	21.1	21.1
520 x 447 x 192.7	520 x 447 x 193	568 x 568 x 192	568 x 568 x 192
328W / 200W	328W / 200W	437W / 346W	612W / 318W
2W	2W	2W	2W
N/A	N/A	No	No
60 months / 12,000hrs carry-in	60 months / 12,000hrs carry-in	60 months / 12,000hrs carry-in	60 months / 12,000hrs carry-in
No	No	No	No

¹ Lens not included. Specifications vary by lens. Please refer to lens specifications.

Model specific options



Mobile A/V Cabinet

The ELPCS01 is an elegant solution designed and built by Epson specifically for the EB-810E and EB-815E (separately purchased), offering the convenience and flexibility of a mobile high-quality display of up to 160", which is easy to move and set up wherever it is needed.



Ultra short throw and short throw wall mounts

ELPMB75 for the EB-810E.
ELPMB87 for the EB-815E.

ELPMB62 for the EB-1485Fi, EB-760W, EB-760Wi, EB-770F, EB-770Fi, EB-775F, EB-800F and EB-805F.

ELPMB64 for the EB-L210SW and EB-L210SF.



Finger Touch Unit

ELPFT01 for the EB-760Wi and EB-770Fi.



Finger Touch Unit bracket

ELPMB63 for attaching the ELPFT01 directly to the wall - optional usage depending on installation.



Stacking and rigging frames

ELPMB59, ELPMB76, ELPMB84

Specialist frames designed for the EB-PU and EB-PQ Series for portrait projection, projector stacking and rigging.

A range of supporting options are also available.



ELPEC01 Camera unit

Optional external camera module designed for the EB-PU and EB-PQ Series and ELPLX Series ultra-short-throw lenses.

Unlock advanced features such as colour calibration, simple stacking, simple blending and the camera assist function for curved surfaces.



ELPAF63 External air filter

Optional external air filter designed for the EB-PU1000 and selected EB-PQ2000 Series models. This filter extends the dust resistance and minimises maintenance intervals, even when used in high dust environments.



EH-QL Series options

Vanity board – Champagne ELPVB05.



UST lens cover – White ELPVB02W;
Black ELPVB03B; Champagne ELPVB04C.

Document cameras



ELPDC30 Desktop Visualiser

13M pixel camera (4K)
Up to 60 frames per second
A3 shooting area
4K UHD images via HDMI/Miracast
10x optical/23x digital zoom
Kensington lock security
Built-in, easy-to-use carry handle



ELPDC21 Desktop Visualiser

2M pixel camera (1920 x 1080)
Up to 30 frames per second
A3 shooting area
Built-in LED lights
Supports parallel video output and Split screen functionality
1080p images via VGA, HDMI, USB outputs
12x optical/10x digital zoom
Enhanced security with Kensington lock and security bar



ELPDC13 Desktop Visualiser

2M pixel camera (1920 x 1080)
Up to 30 frames per second
A3 shooting area
Built-in LED lights
Supports parallel video output and Split screen functionality
1080p images via VGA, HDMI, USB outputs
16x digital zoom
Enhanced security with Kensington lock and security bar



ELPDC07 Portable Visualiser

2M pixel camera (1920 x 1080)
Up to 30 frames per second
A3 shooting area
Built-in LED lights
USB powered
8x digital zoom

Options



ELPAP10/ELPAP11 Wireless LAN adapter

Upgrade the connectivity of your compatible Epson display solution with this easy-to-install wireless LAN adapter (please check product specifications for compatibility).



ELPCB03N Control and Connection Box

Epson's tailor-made Control and Connection Box is designed to meet the needs of education users. It offers a neat and tidy cable management solution, and is compatible with the Epson education classroom projectors that feature up to 3 x HDMI inputs and an RS232C connection. With large, clearly marked buttons to match those on Epson's projectors, ease of use is assured, allowing presenters to quickly power on and adjust source and volume. Compatible with Epson's 3-in-1 USB Display, the USB signal is also boosted to extend up to 10m.



ELPSP02 External speakers

An optional extra fully compatible with Epson's Control and Connection Box, the ELPSP02 speakers offer powerful 2 x 15W stereo audio support, for perfect clarity even in larger rooms.



ELPSC35

100" Static ALR screen

ELPSC36

120" Static ALR screen

ALR (ambient light reflecting) screens reflect and direct all projected light towards the viewer while absorbing ambient light, improving black levels and contrast

100" or 120" screen for fixed installation

16:9 aspect ratio perfect for modern hybrid working environments

Designed to be wall mounted in meeting rooms

EB-PU1000 Series lens options

Lens type	Ultra-short-throw	Short throw	Short throw	Wide throw	Mid throw	Mid throw	Mid throw	Mid throw	Long throw
Model name	ELPLX01S/LX01WS	ELPLU03S	ELPLU04	ELPLW05	ELPLM08	ELPLM10	ELPLM11	ELPLM15	ELPLM15
Part code	V12H004X0A/ V12H004Y0A	V12H004UA3	V12H004U04	V12H004W05	V12H004M08	V12H004M0A	V12H004M0B	V12H004M0F	V12H004L08
Focus / zoom type	Motorised	Motorised	Motorised	Motorised	Motorised	Motorised	Motorised	Motorised	Motorised
Zoom ratio (optical)	N/A	1.2x	1.2x	1.4x	1.6x	1.5x	1.5x	1.6x	1.4x
Throw ratio									
WUXGA models	16:10, 16:9	0.65 – 0.78:1	0.87 – 1.05:1	1.04 – 1.46:1	1.44 – 2.32:1	2.16 – 3.48:1	3.32 – 5.06:1	4.85 – 7.38:1	7.21 – 10.11:1
F number	1.9	2.0 – 2.26	2.0 – 2.1	2.0 – 2.22	1.65 – 2.27	1.8 – 2.51	1.84 – 2.4	1.8 – 2.51	1.8 – 2.45
Focal length	5.8mm	11.1 – 13.1mm	14.8 – 17.7mm	17.6 – 24.3mm	24.0 – 38.2mm	36 – 57.4mm	55.4 – 83.3mm	80.6 – 121.1mm	119 – 165.4mm
Screen size range									
All models	100 – 1000 inch	80 – 1000 inch	50 – 1000 inch	50 – 1000 inch	50 – 1000 inch	50 – 1000 inch	50 – 1000 inch	50 – 1000 inch	50 – 1000 inch
Powered lens shift									
WUXGA models	Vertical/Horizontal	+17% / ± 10% max	±67% / ±30% max	±67% / ±30% max	±67% / ±30% max	±67% / ±30% max	±67% / ±30% max	±67% / ±30% max	±67% / ±30% max
Weight		3.5 Kg	3.1 Kg	1.45 Kg	1.2 Kg	1.9 Kg	2.2 Kg	2.2 Kg	2.2 Kg

Epson's throw distance simulator can help you determine the optimal projector distance and screen size, visit support.epson-europe.com/TDS

EB-PU2000 & EB-PQ2000 Series lens options

Lens type	Ultra-short-throw	Short throw	Short throw	Wide throw	Wide throw	Wide throw	Mid throw	Mid throw	Mid throw	Long throw
Model name	ELPLX02S/LX02WS	ELPLU03S	ELPLU04	ELPLW05	ELPLW08	ELPLW06	ELPLM15	ELPLM10	ELPLM11	ELPLL08
Part code	V12H004X0B/ V12H004Y0B	V12H004U03	V12H004U04	V12H004W05	V12H004W08	V12H004W06	V12H004M0F	V12H004M0A	V12H004M0B	V12H004L08
Focus / zoom type	Motorised	Motorised	Motorised	Motorised	Motorised	Motorised	Motorised	Motorised	Motorised	Motorised
Zoom ratio (optical)	N/A	1.2x	1.2x	1.4x	1.4x	1.37x	1.6x	1.5x	1.5x	1.4x
Throw ratio										
WUXGA models	16:10, 16:9	0.48 – 0.57:1	0.64 – 0.77:1	0.77 – 1.07:1	0.86 – 1.2:1	1.19 – 1.62:1	1.57 – 2.56:1	2.42 – 3.71:1	3.54 – 5.41:1	5.27 – 7.41:1
4K models	16:9	0.46 – 0.56:1	0.62 – 0.75:1	0.74 – 1.04:1	0.83 – 1.17:1	1.15 – 1.57:1	1.52 – 2.47:1	2.34 – 3.59:1	3.42 – 5.23:1	5.09 – 7.16:1
F number	1.9	2.0 – 2.26	2.0 – 2.1	2.0 – 2.22	2.0 – 2.22	1.8 – 2.26	1.8 – 2.35	1.81 – 2.4	1.81 – 2.34	1.8 – 2.45
Focal length	8.0mm	11.1 – 13.1mm	14.8 – 17.7mm	17.6 – 24.3mm	19.7 – 27.5mm	27.3 – 37.0mm	36 – 57.4mm	55.4 – 83.3mm	80.6 – 121.1mm	119 – 165.4mm
Screen size range										
All models	100 – 1000 inch	80 – 1000 inch	60 – 1000 inch	60 – 1000 inch	60 – 1000 inch	60 – 1000 inch	60 – 1000 inch	60 – 1000 inch	60 – 1000 inch	60 – 1000 inch
Lens shift										
WUXGA models	Vertical/Horizontal	+25% / ±15%	±24% / ±10%	±24% / ±10%	±60% / ±18%	±60% / ±18%	±60% / ±18%	±60% / ±18%	±60% / ±18%	±60% / ±18%
4K models	Vertical/Horizontal	+30% / ±13%	±25% / ±8%	±25% / ±8%	±64% / ±16%	±64% / ±16%	±64% / ±16%	±64% / ±16%	±64% / ±16%	±64% / ±16%
Weight	5.0 Kg	2.3 Kg	3.1 Kg	1.45 Kg	3.1 Kg	2.95 Kg	1.9 Kg	2.2 Kg	2.2 Kg	2.2 Kg

Epson's throw distance simulator can help you determine the optimal projector distance and screen size, visit support.epson-europe.com/TDS
 ELPLW05 brightness is limited to maximum 12,000 lumens.

EB-XQ2030B lens options

Lens type	Ultra-short-throw	Short throw	Short throw	Wide throw	Wide throw	Wide throw	Mid throw	Mid throw	Mid throw	Mid throw	Long throw	Long throw
Model name	ELPLX02S	ELPLX04H	ELPLU06H	ELPLU07H	ELPLU04H	ELPLW08H	ELPLW06H	ELPLM15H	ELPLM10H	ELPLM11H	ELPLL08	ELPLL11H
Part code	V12H004X0B	V12H004X04	V12H004U08	V12H004U09	V12H004U07	V12H004W0A	V12H004W09	V12H004M0J	V12H004M0G	V12H004M0H	V12H004L08	V12H004L0B
Focus / zoom type	Motorised	Motorised	Motorised	Motorised	Motorised	Motorised	Motorised	Motorised	Motorised	Motorised	Motorised	Motorised
Zoom ratio (optical)	N/A	1.25x	1.25x	1.35x	1.4x	1.4x	1.37x	1.6x	1.5x	1.5x	1.4x	1.57x
Throw ratio												
4K	0.34:1	0.39 – 0.49:1	0.39 – 0.49:1	0.46 – 0.62:1	0.61 – 0.85:1	0.83 – 1.17:1	1.15 – 1.57:1	1.52 – 2.47:1	2.34 – 3.59:1	3.42 – 5.23:1	5.09 – 7.16:1	7.0 – 11.0:1
Screen size range												
All models	100 – 1000 inch	60 – 1000 inch	60 – 1000 inch	60 – 1000 inch	60 – 1000 inch	60 – 1000 inch	60 – 1000 inch	60 – 1000 inch	60 – 1000 inch	60 – 1000 inch	60 – 1000 inch	60 – 1000 inch
Lens shift												
4K	+30% / ±13%	±64% / ±16%	±64% / ±16%	±64% / ±16%	±64% / ±16%	±64% / ±16%	±64% / ±16%	±64% / ±16%	±64% / ±16%	±64% / ±16%	±64% / ±16%	±64% / ±16%

Specifications are preliminary and subject to change.

Epson's throw distance simulator can help you determine the optimal projector distance and screen size, visit support.epson-europe.com/TDS



EB-L30000U lens options

Lens type	Ultra-short-throw	Rear projection	Wide throw	Wide throw	Wide throw	Mid throw	Mid throw	Mid throw	Long throw	Long throw
Model name	ELPLX03	ELPLR05	ELPLU05	ELPLW07	ELPLM12	ELPLM13	ELPLM14	ELPLL09	ELPLL10	
Part code	V12H004X03	V12H004R05	V12H004U05	V12H004W07	V12H004M0C	V12H004M0D	V12H004M0E	V12H004L09	V12H004L0A	
Focus / zoom type	Motorised	Motorised	Motorised	Motorised	Motorised	Motorised	Motorised	Motorised	Motorised	
Zoom ratio (optical)	N/A	N/A	1.21x	1.37x	1.35x	1.52x	1.50x	1.50x	1.50x	
Throw ratio										
WUXGA	0.35:1	0.63:1	0.90 – 1.09:1	1.29 – 1.76:1	1.74 – 2.35:1	2.28 – 3.46:1	3.41 – 5.12:1	4.79 – 7.20:1	6.96 – 10.45:1	
F number	2.2	2.2	2.4 – 2.6	2.2 – 2.5	1.9 – 2.1	1.9 – 2.4	2.1 – 2.4	2.1 – 2.5	2.2 – 2.6	
Focal length	11.16mm	19.1mm	28.4 – 34.0mm	40.6 – 55.2mm	54.7 – 73.0mm	71.6 – 107.3mm	106.8 – 160.9mm	149.7 – 225.0mm	216.6 – 326.8mm	
Screen size range										
All models	120 – 1000 inch	100 – 1000 inch	100 – 1000 inch	100 – 1000 inch	100 – 1000 inch	100 – 1000 inch	100 – 1000 inch	100 – 1000 inch	100 – 1000 inch	
Lens shift										
WUXGA	+25% / ±15% max	±15% / ±5% max	±55% / ±25% max	±65% / ±30% max	±65% / ±30% max	±65% / ±30% max	±65% / ±30% max	±55% / ±25% max	±55% / ±25% max	
Weight	13 Kg	9.6 Kg	9.4 Kg	9.5 Kg	7.7 Kg	8 Kg	8.7 Kg	9.7 Kg	10.9 Kg	

Epson's throw distance simulator can help you determine the optimal projector distance and screen size, visit support.epson-europe.com/TDS

For more information please contact:

Home users: 0343 90 37766
Business users*: 0871 42 37766
Republic of Ireland: 01 436 7742

 @EpsonUK
 @EpsonUK

 @EpsonUK
 @Epson UK Ltd

Or visit us at www.epson.co.uk/contactus

* 10p per minute plus network extras.

Trademarks and registered trademarks are the property of Seiko Epson Corporation or their respective owners. Product information is subject to change without prior notice.



Please recycle responsibly



Trademarks and registered trademarks are the property of Seiko Epson Corporation or their respective owners. Product information is subject to change without prior notice.

Google, YouTube, Android TV, Chromecast built-in and other marks are trademarks of Google LLC.

¹ 2001 - 2024, 500-lumen and above, excluding screenless TVs, Futuresource Consulting – Quarterly Projector Market Insights – Worldwide Analyzer CY25Q1.

² Epson achieved certification by TCO Certified for selected families of projectors. TCO Certified is the world's most comprehensive sustainability certification for IT products, which must meet life cycle criteria for social and environmental sustainability. For more information, please visit <https://tcocertified.com>.

³ Colour brightness (colour light output) in brightest mode, measured by a third-party lab in accordance with IDMS 15.4. Colour brightness will vary depending on usage conditions. Top-selling Epson 3LCD projectors versus top-selling 1-chip DLP projectors based on NPD sales data for January 2022 to December 2022.

⁴ 4K Enhancement Technology shifts each pixel diagonally to double Full HD resolution. Resolution is Full HD in 3D Mode.

⁵ Apple and AirPlay are trademarks of Apple Inc., registered in the U.S. and other countries and regions.

EPSON[®]