

Buyer's guide

How technology can improve your patient care

Make every investment
work for you



EPSON[®]

Contents

- 3 Why is there a need to rethink our technology investments?
- 5 Implementing cost-effective healthcare solutions
- 6 Save money from day one
- 8 Harnessing the power of collaborative healthcare solutions
- 11 Your at-a-glance solution guide
- 12 Making your selection
- 13 Inkjet printers for healthcare
- 14 Interactive projectors for healthcare
- 15 Scanners for healthcare
- 16 ColorWorks for healthcare

Why is there a need to rethink our technology investments?

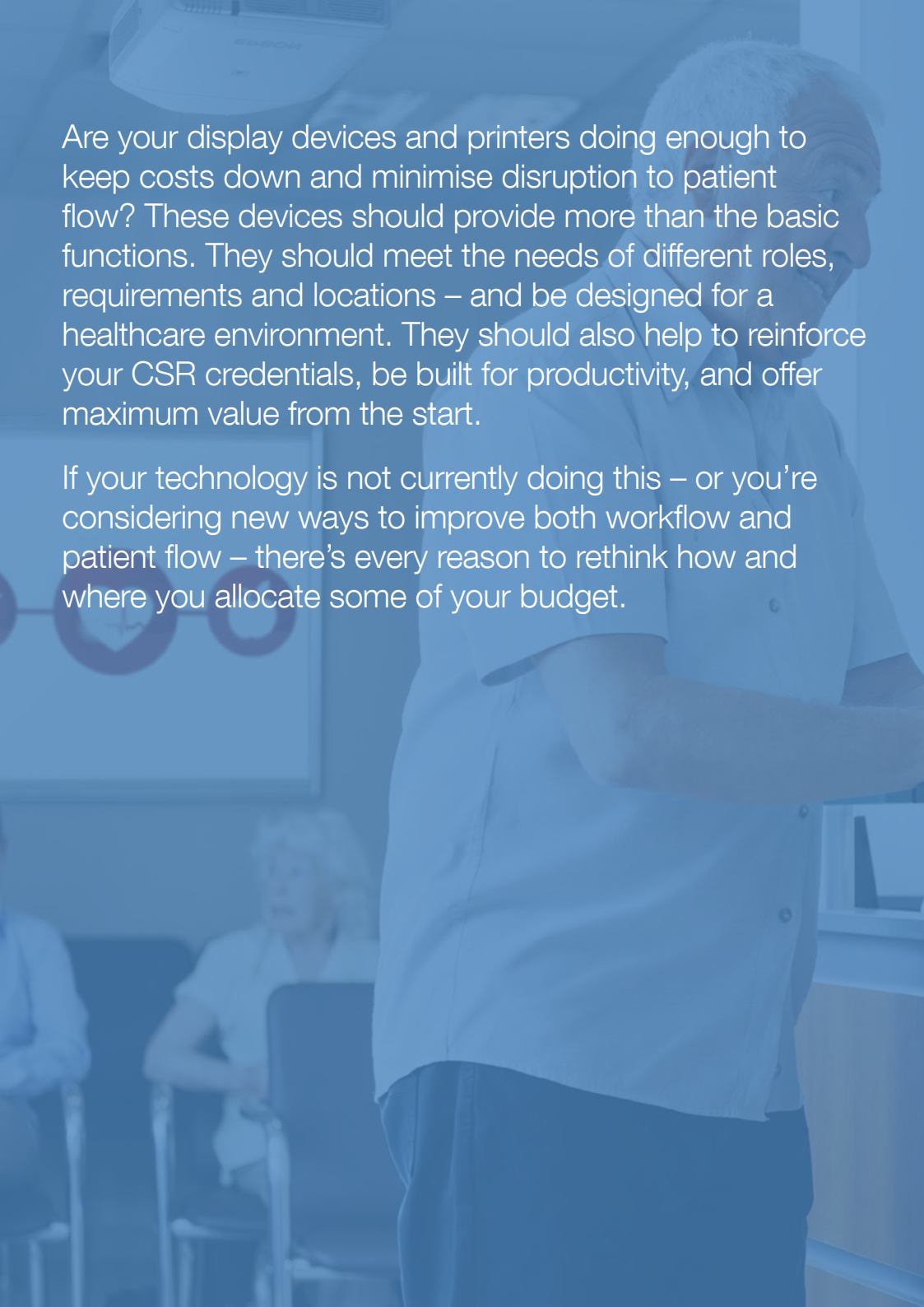
When you need to deliver ongoing efficiencies on a limited budget, it's worth going back to basics to understand where much of your time and money is being spent.

With the constant flow of information moving between institutions, medical practitioners and their patients, administration is a fact of working life. However, if these everyday tasks take up too much of your healthcare professionals' time, they can't focus fully on delivering excellent one-to-one patient care. And if that's the case, your current technology could be holding people back.

It's not just medical technology that can help improve patient outcomes. Print, scan and projection solutions can streamline the information flow, so healthcare professionals can keep pace with an influx of patients. By simplifying your processes, speeding up your response times and consulting with remote colleagues in real-time, it's easy to improve workplace productivity, so healthcare professionals can take care of what matters most.

Menu





Are your display devices and printers doing enough to keep costs down and minimise disruption to patient flow? These devices should provide more than the basic functions. They should meet the needs of different roles, requirements and locations – and be designed for a healthcare environment. They should also help to reinforce your CSR credentials, be built for productivity, and offer maximum value from the start.

If your technology is not currently doing this – or you're considering new ways to improve both workflow and patient flow – there's every reason to rethink how and where you allocate some of your budget.



Menu

Implementing cost-effective healthcare solutions

Choose future-ready solutions that offer a lower total cost of ownership from the start. Printers, scanners and interactive projectors simplify spend and make the most of every budget.



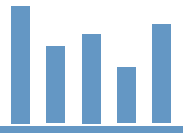
Interactive projectors bring locations, specialists and patients together to help you share and manage medical information more efficiently. They simplify processes, consolidate expertise, and improve outcomes.



Save money from day one

Today

Immediate impact



Benefit from affordable prices and low running costs with inkjet printers.



Benefit from the multi-functionality and secure access of mobile devices.



Enjoy the easy installation and user-friendliness of interactive projectors.

Tomorrow

Ongoing efficiencies



Facilitate collaborative working and training sessions with interactive projectors.



Control usage and reduce intervention with reliable printers.




Lower power consumption and waste with inkjet printers.



Utilise label printers that offer proven reliability and increased efficiency.



Improve data collection with efficient scanners and experience fewer errors



Benefit from long-lasting print supplies.



Reduce duplication of efforts with disc makers.

Long term

Maximum value



Lower environmental impact with inkjet printers which use fewer replacement parts.



Use label printers to maintain standards.



Streamline operations and meet multiple needs with interactive projectors.



Adhere to best practice and meet regulations with disc makers.

Focus on patients,
day after day.

Harnessing the power of collaborative healthcare solutions

Choose future-ready solutions that offer a lower total cost of ownership from the start.

Printers, scanners and interactive projectors simplify spend and make the most of every budget.

Menu



Waiting and family rooms



Capture and use patient feedback

Allow patients and family members to share opinions, see updates instantly, carry out surveys while they wait, and interact with useful information, such as frequently asked questions.

Encourage interaction through on-screen annotation or via mobile devices.

Save and share important feedback across your secure network in real-time, for evaluation purposes.

Use the whiteboard to analogue notes when the projector isn't in use - Use the wall, don't lose the wall.

Wards and patient areas



Menu

Monitor patient cases with ease

Save time when discussing and updating daily patient case records and treatments by annotating directly on the screen.

Replace conventional whiteboards, which rely on keeping pens to hand, can be difficult to read, and don't allow for easy information capture.

Digital information sharing removes the need for typing up notes and reduces clinical risk, as updates are less likely to be removed or lost during staff shift changes.

Instantly record incidents, admittances and discharges for reference and monitoring purposes – and for easy referral or analysis at a later time.

Medical departments, units and practices



Consult with specialists remotely

Analyse time-critical or uncommon patient cases with specific medical professionals in other locations.

Participate in detailed, face-to-face consultation without leaving the workplace to save on time and travel costs.

Several groups can collaborate, share, annotate and discuss the same cases in real time – from almost anywhere.

Improve patient flow through instant access to data and by speeding up the diagnostic and treatment process.

Training rooms



Menu

Discuss and analyse medical data

Reproduce high-quality greyscale projections such as X-rays to DICOM standard.¹

Train groups of students and professionals across multiple locations in real-time, through interactive learning.







Protect patient data by reviewing details away from patient areas and storing them securely.

The use of bright, detailed visuals improves retention, helps to simplify complex processes, and is more accessible for the visually impaired.

Share close-up demonstrations and print, save or email digital content to aid discussions and speed up the learning process.

Your at-a-glance solution guide

Take a look at the guide below to see which technologies meet your needs.


						
Criteria	Interactive projectors	Printers	Scanners	Label printers	Disc makers	Smart glasses
Streamline processes	•	•	•	•	•	•
Faster response times	•	•	•	•	•	•
Time and/or travel savings	•	•	•	•	•	•
Real time collaboration	•	–	–	–	–	•
Digital workflow	•	•	•	–	–	•
Update patient or medical details on demand	•	–	•	•	•	–
Clear identification	•	•	• ²	•	•	•
Share medical information	•	•	•	–	•	•
Usage and access controls	–	•	•	–	•	•
Reduce clinical risk from data loss and misuse	•	–	•	•	•	–
Minimise duplication of efforts	•	•	•	–	•	–
Remote access	•	•	•	•	–	•
Healthier workplace	•	•	•	–	•	•
Reduce environmental impact	•	•	•	•	•	–
Customisable for its environment	•	•	•	–	–	•

Making your selection

Discover how Epson's cost-effective healthcare solutions can help you streamline operations, reduce expenses, and improve efficiency.

Optimise your healthcare workflow with Epson's innovative solutions – so you can focus on what matters most: patient care.

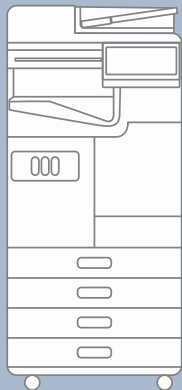
Menu



Inkjet printers for healthcare

In fast-paced environments like healthcare, choosing the right printing technology is more than a technical decision – it's a strategic investment.

The right printer can streamline workflows, reduce operational costs, and help teams focus more on what truly matters: patient care. With inkjet technology, you get a dependable, cost-effective solution designed to meet the specific needs of healthcare professionals.



Keep workflows running smoothly with high-efficiency inkjet printers designed for the demands of healthcare environments.

Print up to 86,000³ pages without changing ink (WorkForce Pro RIPS) for uninterrupted performance.

Intuitive user interface and reliable operation reduce downtime and intervention.

No warm-up time – start printing instantly when needed.

Deploy departmental printers to speed up workflows.

Epson printers help streamline processes, improve accuracy, and support secure access control – minimising manual errors and boosting efficiency.

Interactive projectors for healthcare

Clear communication and effective collaboration are essential. Whether it's coordinating care, training teams, or consulting remotely, the tools you use can make all the difference. Epson's interactive projectors are designed to enhance teamwork and streamline communication – all without the need for costly interactive whiteboards or flat-panel displays.



Menu

Consult with remote specialists, train staff, and coordinate with medical teams effortlessly.

Discuss patient cases, annotate images, and update electronic records in real-time.

Use fingers or pens to create digital notes that can be saved, printed, or emailed instantly.

Experience vibrant visuals with Epson's projectors, featuring three times brighter colours for clearer medical images and text.

Ditch flipcharts and whiteboards. Even if the projector isn't in use, the whiteboard can be used to take notes.

Get a larger screen for the same budget.

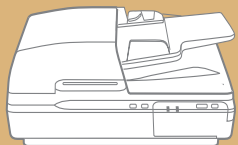
Mount projectors high on walls to reduce tampering and support infection control – no shared surfaces that can harbor bacteria.

With Epson's interactive projectors, you can improve collaboration, efficiency and sustainability

Scanners for healthcare

Efficient documentation is at the heart of effective healthcare delivery. As the demand for fast, secure, and accurate record keeping grows, moving away from paper-based systems is more important than ever.

Epson's advanced scanning solutions are designed to help healthcare providers digitise medical records with ease – improving accuracy, reducing manual effort, and freeing up valuable time for patient care.



Increase efficiency while keeping sensitive data protected.

Scan directly to secure, password-protected PDFs.

Save space by transitioning to electronic databases.

Effortlessly scan paper documents into digital records with Document Capture Pro software.

Benefit from instant scanning – no warm-up time and an energy-saving sleep mode.

Reducing manual data entry.

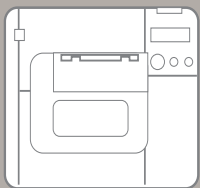
Enabling secure access controls.

Minimising intervention for a smoother, more efficient process.

Epson's scanning solutions offer a smart, secure, and space-saving way to modernise healthcare documentation

ColorWorks for healthcare

ColorWorks is a powerful labelling solution designed to meet the demanding needs of modern healthcare. From patient care to lab management, ColorWorks enhances visibility, minimises errors, and supports sustainability – delivering the clarity you need when it matters most.



Menu

Print highly durable, colour-coded medicine and specimen labels for better readability and accuracy.

Reduce medication errors by emphasising vital details and distinguishing between similar treatments.

On-demand printing allows for instant label updates as needed.

Designed for busy healthcare settings, with print speeds of up to 103mm per second.

Print labels only when needed, reducing unnecessary waste.

Extend supply life for longer print cycles.

Conserve energy with efficient, resource-conscious technology.

Optimise your healthcare labelling process with ColorWorks – for greater accuracy, efficiency, and sustainability.

Epson's ColorWorks labelling solutions are built to meet the unique demands of healthcare environments

Take care of what matters most

Invest in end-to-end patient care with Epson's wide range of proven printing, scanning and projection solutions for healthcare professionals. Discover more about Epson's healthcare solutions.

epson.eu/healthcare

1. Not suitable for medical diagnostic
2. Does not apply to all scanners
3. *86,000 pages in mono. Applicable to EM-C8101R.

For further information please contact your local Epson office or visit www.epson.eu/contact-us

Austria 01 253 49 78 333 **Belgium** +32 (0)2 792 04 47 **Czech** +420 246 037 281 **Denmark** 44 50 85 85 **Finland** 09-3158 3267 **France** 09 74 75 04 04 (Cost of local call, operator charges may apply)
Germany +49 (0) 2159/92 79 500 **Greece** (0030) 211 198 62 12 **Hungary** 06800 147 83 **Ireland** 01 436 7742 **Italy** 02-660321 10 (0,12 €/min) **Luxembourg** +352 27860692 **Netherlands** +31 (0)20 708 5099
Norway +47 67 11 37 00 **Poland** +48 22 295 37 25 (0,16 zł/min) **Portugal** 707 222 111 **Romania** 0040 214025024 **Slovakia** +421 232 786 682 **Spain** 935 821 500 **Sweden** +46 8 5051 3701 (Mobilsamtal – 0,99 kr/min, Lokala samtal – 0,30 kr/min, Utlandssamtal – 0,89 kr/min) **Switzerland** 022 592 7923 **United Kingdom** 0871 42 37766 (+10p per minute plus network extras)

Trademarks and registered trademarks are the property of Seiko Epson Corporation or their respective owners.
Product information is subject to change without prior notice.

EPSON[®]