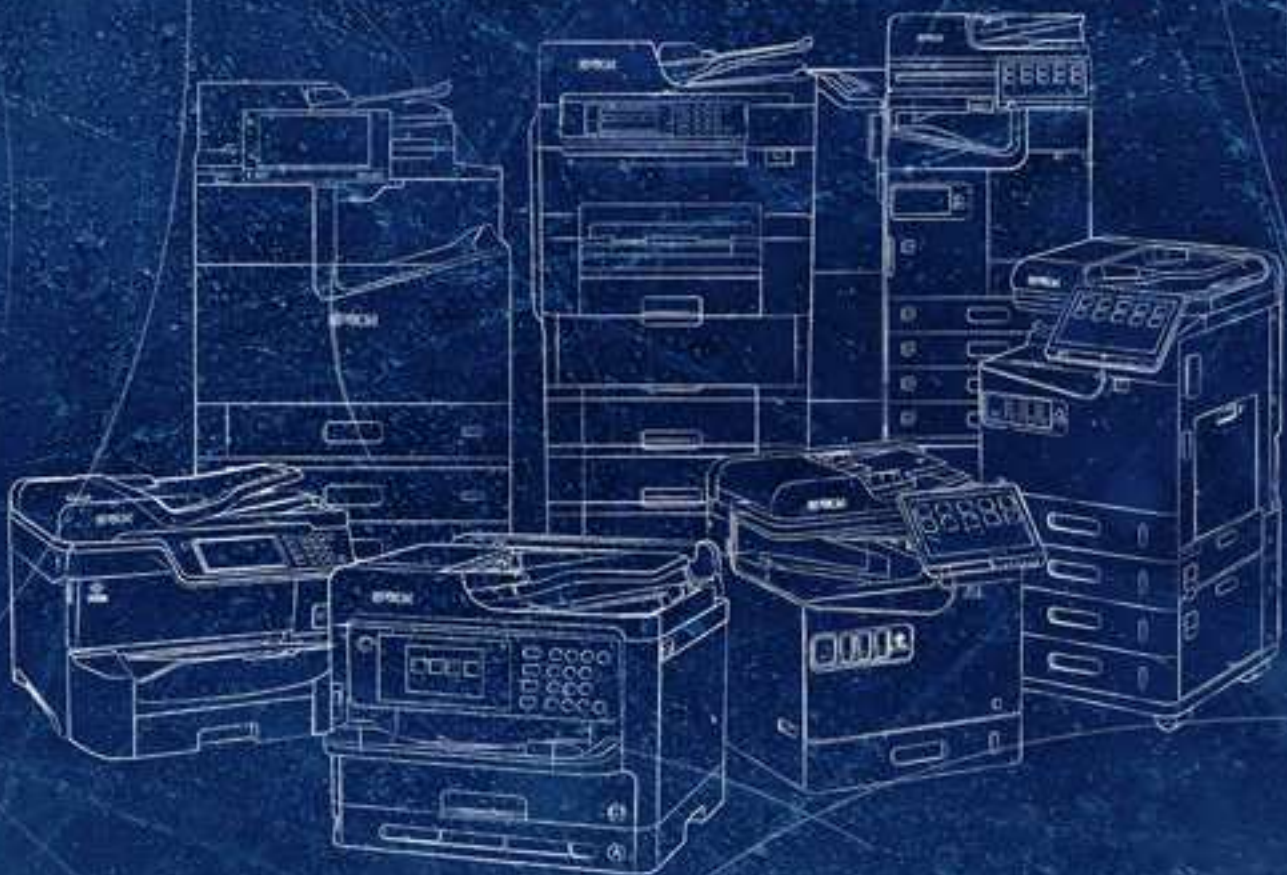


# Office printing technology for every workplace

Explore our extensive range of reliable office printers powered by Heat-Free printing technology



**EPSON®**

# More power to your business.

Epson business inkjet printers offer up-to-the-minute printing capabilities for the modern office. With a focus on innovative compact design, modular configuration and low energy consumption – along with a host of technical innovations – they deliver all the advantages of Heat-Free printing technology.



# Heat-Free printing technology

Shaping the future of business printing



# Solutions Suite

Epson Solutions Suite to support our hardware



# WorkForce Enterprise AM Series

Our most compact high-performance printers



# WorkForce Enterprise M21000 / C21000 / C20750

Reliable, ready-to-go printing



# WorkForce Pro RIPS

Super-high-yield ink means uninterrupted printing



# WorkForce Pro M5399 / M5899

Economical printing for businesses of all sizes





# Shaping the future of printing with Heat-Free technology

Epson business printers are designed to take advantage of Heat-Free printing technology. Choose Epson business inkjet printers and unlock countless benefits.

“Inkjets have fewer consumables than toner machines. Epson’s long-life consumables mean less changes, less manufacturing and less transport. Their consumables’ simple packaging means much less waste, too.

Tests in our own independent lab prove that most Epson business inkjets print much faster onto both sides of the paper than other inkjets, which helps to reduce paper consumption.

Overall, Epson PrecisionCore printers, and particularly the WorkForce Enterprise ranges of business multifunctions, represent a more sustainable choice for buyers than competing laser/toner machines do.”

**Edward Bilson, Technical Director of DataMaster Lab**



[For more information see here](#)

Menu





### **Fewer parts to replace**

Laser printers have drums, transfer belts and fuses that can require periodic replacement. Inkjet printers feature none of these parts, avoiding the need for their replacement.



### **Less intervention**

The Heat-Free structure of Epson inkjet printers means there aren't as many parts that can wear out, which means less maintenance intervention.



### **Save time with ready-to-go printing**

No heat also means no warm-up time when the printer is switched on or woken from sleep. It starts printing immediately.



### **Reduced power consumption saves energy**

Heat-Free printing technology lowers the need for power because it doesn't use heat to warm up.

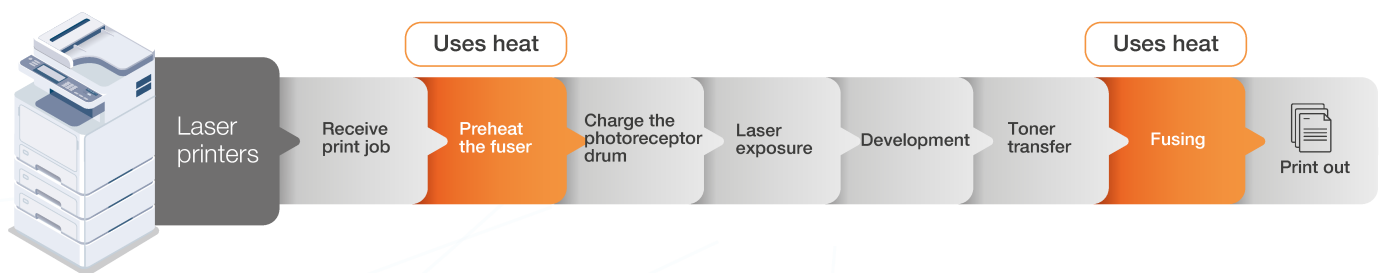
# Why switch to Heat-Free printing technology?

At Epson, we're focusing on the way we consume electricity. By switching to Heat-Free printing technology, which uses no heat in the ink ejection process, you can save energy, save time, and reduce intervention.

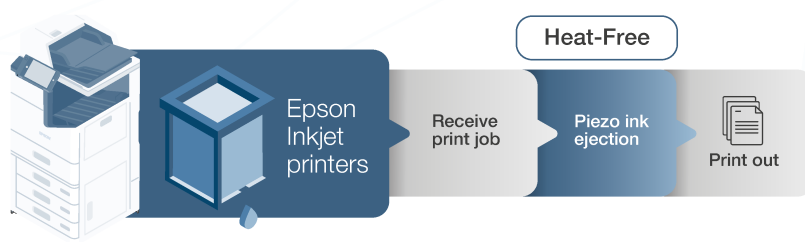
[LEARN MORE ►](#)

## Heat-free process comparison graphics

### Laser printing process



### Inkjet printing process



# Solutions Suite

Epson business inkjets offer a full suite of advanced printing solutions designed to help businesses easily manage the installation, configuration and operation of their print environment.



With workflow and security, fleet management, remote services, and third-party integration, Epson Solutions Suite has you covered.



## **Epson Device Admin (EDA)**

A powerful device management solution, Epson Device simplifies the installation, configuration and management of networked Epson printers with alert notifications and usage reporting.



## **Epson Print Admin (EPA)**

A cost-effective administration tool, Epson Print Admin helps customers increase document output security, manage print costs and improve productivity with its user-friendly software integration.

The optional Advanced Workflows functions enable administrators to easily create scan profiles with document capture, processing and delivery to predefined destinations, including Cloud storage services.





### **Epson Print Admin Serverless (EPAS)**

Seamlessly integrate devices into your security and compliance rules and regulations, without the burden of maintaining a server system.



### **Epson Remote Services (ERS)**

A cloud-based printer fleet management tool, Epson Remote Services helps partners remotely diagnose customer service needs, perform remote operations, generate alerts, and more — all from the convenience of the cloud.



### **ERS Embedded Agent (ERS ES-Agent)**

Benefit from the added value of ERS in combination with the embedded agent for a seamless setup and use.



### **Epson Open Platform (EOP)**

A third-party integration solution, Epson Open Platform allows users to gain control of their printing operations, by interacting with embedded software from a variety of third-party Independent Software Vendor (ISV) solutions.



### **Epson Connect**

Print and scan from anywhere with Epson Connect. Produce documents with ease, whether you're at home, in the office, on your mobile or on the other side of the world.



### **Epson iPrint Mobile App**

Print to an Epson printer from practically anywhere and any time using your smartphone or tablet PC – Epson iPrint makes it really easy. Just download and install this great free app and you're ready to print web pages, Microsoft Office documents, photos and PDFs, as well as scan and copy.



### **Epson Email Print**

Print from any device such as phone, tablet or laptop, anywhere in the world, by simply sending an email across the internet to the printer.



### **Epson Scan to Cloud**

Scan documents directly to email addresses or cloud storage accounts (SharePoint Online, Teams, OneDrive for Business, Google Drive, Dropbox, Box and Evernote).



### **Epson Remote Print Driver**

Advanced printing from anywhere using your computer.

Epson  
Solutions Suite

For more about Epson solutions please visit

**[SUPPORT.EPSON.NET](https://support.epson.net)** ►

or scan the QR code below.



# WorkForce Enterprise AM Series

Our most compact  
high-performance printers





# Compact design, efficient performance.

Designed with every office space in mind, these printers are easy to use, require little intervention, and offer low power consumption\*.



## Unrivalled security

Enhanced security features include **data protection, access control, device security and user authentication.**

[LEARN MORE ►](#)



## Flexible configuration

Get the job done your way, by configuring the printers to match the precise needs of your business, with a range of optional functionalities.

[LEARN MORE ►](#)



## Enhanced graphical user interface

Our touchscreen user interface makes for easier use, providing more customisation, simpler operation and more efficient workflows.

[LEARN MORE ►](#)



## Versatile finishing capabilities

Quiet, heat-free finishing units deliver corner stapling, and booklet finishing for all your needs.

[LEARN MORE ►](#)

\* Save energy with the lowest power consumption in their class thanks to heat-free printing technology

Compared to best-selling similarly-featured colour laser printers in Europe (IDC's Quarterly Hardcopy Peripherals Tracker, Q1 2023 to Q4 2023 shipments, published Q1 2024). Comparison based on the Typical Energy Consumption (TEC) as published by ENERGY STAR or the manufacturers' official specifications. Where only TEC 2.0 data is available an equivalent TEC 3.0 value has been calculated.\*& If no data is available the products have been removed from the comparison. Epson models included: WF-C20750, AM-C6000, AM-C5000, AM-C4000, AM-C400, AM-C550, WF-879R, WF-C878R, WF-579R, WF-529R, WF-C5890, WF-C5390.

Menu

# Better together

Epson WorkForce Enterprise AM Series A3 and A4 printers are designed to work together seamlessly, so upgrading or extending your fleet only ever means more printing power and productivity.

## Seamless user experience

The same user interface and shared solutions such as Epson Print Admin ensure effortless fleet management.

## Convenience

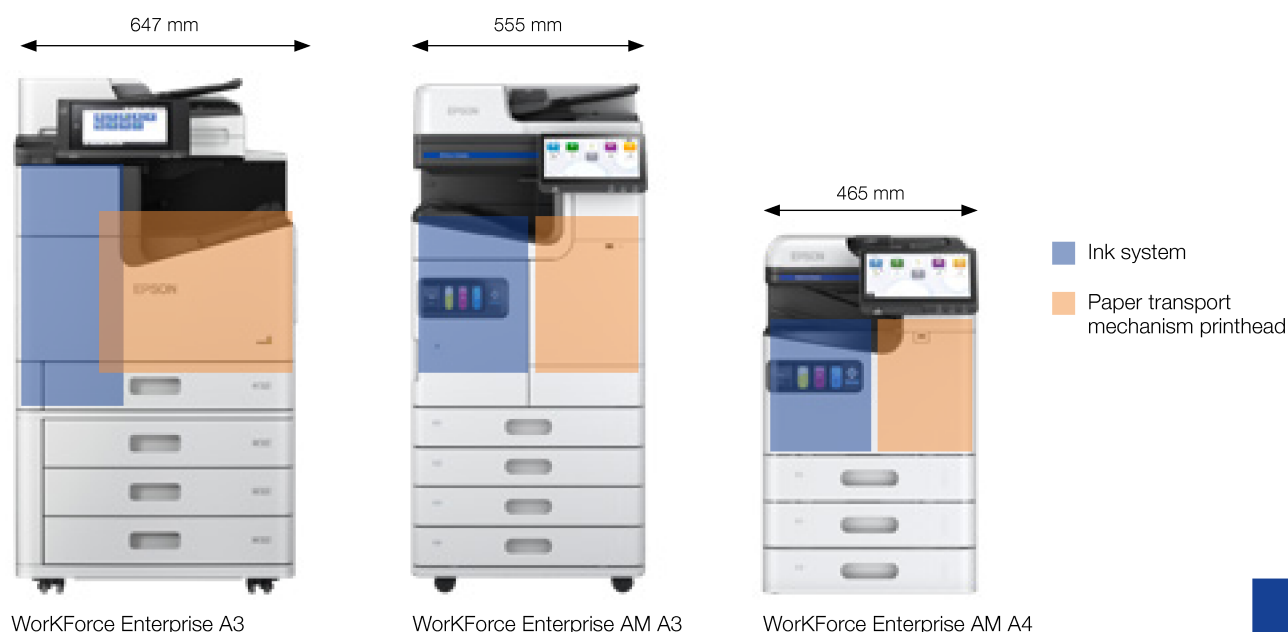
Another advantage to the C-shape paper path is that it enables one side access to clear all paper jams, and allows for easy front loading of inks and maintenance box.

## Space saving

The new C-Shaped paper design is shorter and simpler, enabling a narrower construction which delivers a foot print among the smallest in the industry and helps save valuable office space.

## Contemporary design

Rounded corners, an innovative, compact design and sleek, modern appearance contribute to a more attractive and streamlined office space.



# All the options you could want.

You can configure WorkForce Enterprise AM printers to match your precise requirements, with a range of optional functionality.



## Wi-Fi dongle

WiFi 5 Standard – 802.11.ac, 2.4/5 GHz.



## EpsonNet Ethernet ports

One Ethernet port is available by default. A second is optional on AM-C4000/C5000/C6000/M5500.



## Expansion board P1

Offering an additional CPU, needed for the embedded OCR.



## HDD P1

One HDD is available by default. A second is optional on AM-C4000/C5000/C6000/M5500, for enhanced data-loss protection.



# All the options you could want.

You can configure Epson AM Series printers to match your precise requirements, with a range of optional functionality.



## Authentication table

A device table can be added, along with third-party card readers.



## Super G3/G3 fax board

One fax line can be installed on AM-C400/550. Up to 3 optional fax lines can be installed on AM-C4000/5000/6000 only.



## High-capacity paper tray

Maximise paper capacity. (AM-C4000/C5000/C6000/M5500 only)



## Cassette locks

Protect paper cassettes when your printers are used in public spaces.

# WorkForce Enterprise AM-C 4000 / 5000 / 6000



# WorkForce Enterprise AM-C 40 ppm / 50 ppm / 60 ppm

Compact, versatile and highly productive, these printers are ideal for everyday work in all sizes, shapes and types of office environment.

## WorkForce Enterprise AM-C4000

### Key features

A3 multi-function, up to 4-in-1 printer

First page out time of 6 seconds

ISO print speed of 40 ppm in mono and colour

Up to 5,150 sheet paper capacity

Automatic duplex

10.1 inch colour touchscreen

Postscript and PCL Printer Control language emulation

[LEARN MORE ►](#)

[COMPATIBLE SOLUTIONS ►](#)

## WorkForce Enterprise AM-C5000

### Additional features

+ ISO print speed of 50 ppm in mono and colour

+ Fast first-page out time of 5.1 seconds

[LEARN MORE ►](#)

## WorkForce Enterprise AM-C6000

### Additional features

+ ISO print speed of 60 ppm in mono and colour

+ Fast first-page out time of 4.5 seconds

[LEARN MORE ►](#)



# WorkForce Enterprise AM-C

## 40 ppm / 50 ppm / 60 ppm

### Compatible solutions

#### WorkForce Enterprise AM-C4000 / C5000 / C6000

#### Epson Solutions Suite



Epson Open Platform  
(EOP)



Epson Remote Services  
(ERS)



Epson Print Admin  
(EPA)



Epson Embedded Agent  
(ERS ES-Agent)



Epson Print Admin  
Advanced Workflows  
(EPA AW)



Document Capture Pro  
Server (DCPS)



Epson Print Admin  
Serverless (EPAS)



Document Capture  
for Mac (DC)



Epson Device Admin  
(EDA)



Document Capture Pro  
(DCP)



EpsonNet Config



DCP Enhanced OCR  
(DCP E OCR)



Print sets



Embedded OCR



Erase Red Colour



IP-Fax

# WorkForce Enterprise AM-M5500



# WorkForce Enterprise AM-M 55 ppm

Low power consumption(\*), fast FPOT and a variety of finishing options make this A3 mono printer a great way to increase productivity.

## WorkForce Enterprise AM-M5500

### Key features

A3 multi-function, up to 4-in-1  
printer

Fast first-page out time of 4.8 seconds

Print up to 69,000 pages in mono  
without changing supplies

70 / 140ipm (simplex/duplex)  
scan speed

ISO print speed of 55 ppm in mono

Up to 5,150 sheet paper capacity

Automatic duplex

10.1 inch colour touchscreen

Postscript and PCL Printer Control  
language emulation

[LEARN MORE ►](#)

[COMPATIBLE SOLUTIONS ►](#)

# WorkForce Enterprise AM-M 55 ppm

## Compatible solutions

### WorkForce Enterprise AM-M5500

### Epson Solutions Suite



Epson Open Platform  
(EOP)



Epson Remote Services  
(ERS)



Epson Print Admin  
(EPA)



Epson Embedded Agent  
(ERS ES-Agent)



Epson Print Admin  
Advanced Workflows  
(EPA AW)



Document Capture Pro  
Server (DCPS)



Epson Print Admin  
Serverless (EPAS)



Document Capture  
for Mac (DC)



Epson Device Admin  
(EDA)



Document Capture Pro  
(DCP)



EpsonNet Config



DCP Enhanced OCR  
(DCP E OCR)



Print sets



Embedded OCR



Erase Red Colour



IP-Fax

# WorkForce Enterprise AM-C 400 / 550





# WorkForce Enterprise AM-C 40 ppm / 55 ppm

These compact A4 devices offer low power consumption\*, reduced intervention, and increased productivity.



## WorkForce Enterprise AM-C400

### Key features

A4 multi-function printer

Fast first page out time of 6.4 seconds

Print up to 31,500 pages in mono and 28,000 in colour without changing supplies

ISO print speed of 40 ppm

Up to 2,100 sheet paper capacity

Automatic duplex

10.1 inch colour touchscreen

C-shaped paper path means one single access point to clear paper jams

[LEARN MORE ►](#)

## WorkForce Enterprise AM-C550

### Additional features

+ ISO print speed of 55 ppm in mono

+ Fast first page out time of 5.7 seconds

[LEARN MORE ►](#)

[COMPATIBLE SOLUTIONS ►](#)

\* Based on Epson calculations, the Epson WorkForce Enterprise AM-C400 uses 64% less energy compared to the average energy of the 10 best-selling A4 Colour Laser machines in Europe (IDC, Quarterly Hardcopy Peripherals Tracker, Q1 2023 to A4 2023 shipments, published Q1 2024). Comparison based on the Typical Energy Consumption (TEC) as published by ENERGY STAR or the manufacturers' official specifications. Where only TEC 2.0 data is available an equivalent TEC 3.0 value has been calculated. If no data is available the products have been removed from the comparison.

\* Based on Epson calculations, the Epson WorkForce Enterprise AM-C550 uses 70% less energy compared to the average energy of the 5 best-selling A4 Colour Laser machines in Europe (IDC, Quarterly Hardcopy Peripherals Tracker, Q1 2023 to A4 2023 shipments, published Q1 2024). Comparison based on the Typical Energy Consumption (TEC) as published by ENERGY STAR or the manufacturers' official specifications. Where only TEC 2.0 data is available an equivalent TEC 3.0 value has been calculated. If no data is available the products have been removed from the comparison.

# WorkForce Enterprise AM-C 40 ppm / 55 ppm

## Compatible solutions

### WorkForce Enterprise AM-C400 / C550

### Epson Solutions Suite



Epson Open Platform  
(EOP)



Epson Remote  
Services (ERS)



Epson Print Admin  
(EPA)



Epson Embedded Agent  
(ERS ES-Agent)



Epson Print Admin  
Advanced Workflows  
(EPA AW)



Document Capture Pro  
Server (DCPS)



Epson Print Admin  
Serverless (EPAS)



Document Capture  
for Mac (DC)



Epson Device Admin  
(EDA)



Document Capture Pro  
(DCP)



EpsonNet Config



DCP Enhanced OCR  
(DCP E OCR)



Print sets



Embedded OCR



Erase Red Colour



IP-Fax

BACK ►

Menu

# WorkForce Enterprise M21000 / C21000 / C20750

Reliable, ready-to-go printing.



# WorkForce Enterprise

## 75 ppm / 100 ppm

For excellent productivity at consistently high speeds of up to 100 ppm, these printers offer unwavering reliability and outstanding performance.

### WorkForce Enterprise Mono WF-M21000D4TW

#### Key features

SRA3 multi-function, up to 4-in-1 device

Print up to 100,000 pages in mono without replenishing ink

First page out time of 6.2 seconds

ISO print speed of 100 ppm

Up to 5,350 sheet paper capacity

Automatic duplex

22.7 cm colour touchscreen

Postscript and PCL Printer Control language emulation

[LEARN MORE ►](#)

[COMPATIBLE SOLUTIONS ►](#)

### WorkForce Enterprise Colour WF-C21000D4TW

#### Additional features

- + Print up to 50,000 pages in colour without changing supplies
- + ISO print speed of 100 ppm in mono and colour
- + Fast first-page out time of 4.9 seconds

[LEARN MORE ►](#)

### WorkForce Enterprise Colour WF-C20750

#### Additional features

- + Print up to 50,000 pages in colour without changing supplies
- + ISO print speed of 75 ppm in mono and colour
- + First page out time of 5.1 seconds

[LEARN MORE ►](#)

# WorkForce Enterprise

## 75 ppm / 100 ppm

### Compatible solutions

WorkForce Enterprise Mono WF-M21000D4TW

WorkForce Enterprise Colour WF-C21000D4TW

WorkForce Enterprise Colour WF-C20750

Epson  
Solutions Suite



Epson Open Platform  
(EOP)



Epson Remote Services  
(ERS)



Epson Print Admin  
(EPA)



Epson Embedded Agent  
(ERS ES-Agent)



Epson Print Admin  
Advanced Workflows  
(EPA AW)



Document Capture Pro  
Server (DCPS)



Epson Print Admin  
Serverless (EPAS)



Document Capture  
for Mac (DC)



Epson Device Admin  
(EDA)



Document Capture Pro  
(DCP)



EpsonNet Config



DCP Enhanced OCR  
(DCP E OCR)



# WorkForce Pro RIPS EM-C8100R / EM-C8101R / EP-C800R / EM-C800R

Super-high-yield ink means  
uninterrupted printing.



# Uninterrupted, high-volume printing.

Eliminate traditional printer frustrations with the WorkForce Pro RIPS business printers. The Replaceable Ink Pack System (RIPS) technology uses super-high-yield ink supply bags so there is less need for user intervention.

With fewer consumables than comparable lasers, waste is also lower, and service interruptions are kept to a minimum.



print up to **86,000 pages** in mono and up to **50,000** in colour without changing supplies.



print up to **50,000 pages** in mono and up to **20,000** in colour without changing supplies.



# A3+ RIPS colour

Super-high-yield ink means hassle-free, low-maintenance printing that boosts productivity.



## WorkForce Pro EM-C8100RDWF

### Key features

A3+ multi-function 4-in-1 colour printer with SRA3 support

Print up to 20,000 pages in mono and colour without changing supplies

Fast first page out time of 5.5 seconds

ISO print speed of 25/24 ppm mono/colour

50 sheet ADF paper capacity Flexible media handling – up to 300 gsm

12.7 cm colour touch screen

Postscript and PCM Printer Control language emulation

[LEARN MORE ►](#)

[COMPATIBLE SOLUTIONS ►](#)

## WorkForce Pro EM-C8101RDWF

### Additional features

+ Print up to 86,000 pages in mono and 50,000 in colour without changing supplies

+ ISO print speed of 26/25 ppm mono/colour

+ 150 sheet ADF paper capacity

+ Faster and improved scanning quality - 64/124 ipm simplex/duplex

+ Better connectivity – up to two Ethernet/fax port options

+ Optional integrated manual stapler

+ Scan on lighter stock – as little as 38 gsm

[LEARN MORE ►](#)

[COMPATIBLE SOLUTIONS ►](#)

# A3+ RIPS colour

## Compatible solutions

WorkForce Pro EM-C8100RDFW

Epson  
Solutions Suite



Epson Open Platform  
(EOP)



Erase Red Colour



Epson Print Admin  
(EPA)



Document Capture Pro  
Server (DCPS)



Epson Print Admin  
Advanced Workflows  
(EPA AW)



Document Capture  
for Mac (DC)



Epson Device Admin  
(EDA)



Document Capture Pro  
(DCP)



DCP Enhanced OCR  
(DCP E OCR)



EpsonNet Config



IP-Fax



Epson Remote Services  
(ERS)



Epson Embedded Agent  
(ERS ES-Agent)

# A3+ RIPS colour

## Compatible solutions

WorkForce Pro EM-C8101RDWF

Epson  
Solutions Suite



Epson Open Platform  
(EOP)



Epson Remote Services  
(ERS)



Epson Print Admin  
(EPA)



Epson Embedded Agent  
(ERS ES-Agent)



Epson Print Admin  
Advanced Workflows  
(EPA AW)



Document Capture Pro  
Server (DCPS)



Epson Print Admin  
Serverless (EPAS)



Document Capture  
for Mac (DC)



Epson Device Admin  
(EDA)



Document Capture Pro  
(DCP)



EpsonNet Config



DCP Enhanced OCR  
(DCP E OCR)



Erase Red Colour



IP-Fax



# A4 RIPS colour

Offering high ink yields, our A4 range offers vibrant and long-lasting prints.



## WorkForce Pro EP-C800RDW

### Key features

A4 colour single function printer

Print up to 50,000 pages in mono and up to 20,000 in colour without changing supplies

Fast first page out time of 4.8 seconds from ready mode

ISO print speed of 25 ppm

Up to 1,830 sheet paper capacity

6.1 cm colour LCD

Postscript and PCL Printer Control language emulation

[LEARN MORE ►](#)

[COMPATIBLE SOLUTIONS ►](#)

## WorkForce Pro EM-C800RDWF

### Additional features

+ A4 multi-function 4-in-1 colour printer

+ Duplex scan speed of 60 ipm

+ 10.9 cm colour touchscreen

+ 50 sheet ADF paper capacity

[LEARN MORE ►](#)

[COMPATIBLE SOLUTIONS ►](#)

# A4 RIPS colour

## Compatible solutions

WorkForce Pro EP-C800RDW

Epson  
Solutions Suite



Epson Print Admin  
(EPA)



Epson Remote Services  
(ERS)



Epson Device Admin  
(EDA)



Epson Embedded Agent  
(ERS ES-Agent)



EpsonNet Config

# A4 RIPS colour

## Compatible solutions

WorkForce Pro EM-C800RDWF

Epson  
Solutions Suite



Epson Open Platform  
(EOP)



Epson Remote Services  
(ERS)



Epson Print Admin  
(EPA)



Epson Embedded Agent  
(ERS ES-Agent)



Epson Print Admin  
Advanced Workflows  
(EPA AW)



Document Capture Pro  
Server (DCPS)



Epson Device Admin  
(EDA)



Document Capture  
for Mac (DC)



EpsonNet Config



Document Capture Pro  
(DCP)



IP-Fax



DCP Enhanced OCR  
(DCP E OCR)

# WorkForce Pro M5399 / M5899

Economical mono printing for  
businesses of all sizes.



# High performance, low TCO.

Delivering low total cost of ownership, high productivity, and minimal intervention, Workforce Pro printers are a cost-effective choice for businesses of all sizes.



## WorkForce Pro WF-M5399DW

### Key features

- A4 mono single function printer
- Fast first page out time of 4.8 seconds from ready
- Print up to 40,000 pages without changing supplies
- ISO print speed of 25 ppm
- Up to 1,830 sheet paper capacity
- Automatic duplex

[LEARN MORE ►](#)

[COMPATIBLE SOLUTIONS ►](#)



## WorkForce Pro WF-M5899DWF

### Additional features

- + A4 mono multi-function printer
- + Duplex scanning speed of 60 ipm
- + 50 sheet ADF paper capacity
- + Fax capability
- + 10.9 cm colour touchscreen

[LEARN MORE ►](#)

[COMPATIBLE SOLUTIONS ►](#)



# WorkForce Pro M5399

## Compatible solutions

WorkForce Pro WF-M5399DW

Epson  
Solutions Suite



Epson Print Admin  
(EPA)



Epson Remote Services  
(ERS)



Epson Device Admin  
(EDA)



Epson Embedded Agent  
(ERS ES-Agent)



EpsonNet Config

# WorkForce Pro M5899

## Compatible solutions

WorkForce Pro WF-M5899DWF

Epson  
Solutions Suite



Epson Open Platform  
(EOP)



Document Capture Pro  
Server (DCPS)



Epson Print Admin  
(EPA)



Document Capture  
for Mac (DC)



Epson Print Admin  
Advanced Workflows  
(EPA AW)



Document Capture Pro  
(DCP)



Epson Device Admin  
(EDA)



DCP Enhanced OCR  
(DCP E OCR)



EpsonNet Config



Epson Remote Services  
(ERS)



Epson Embedded Agent  
(ERS ES-Agent)

BACK ►


Menu



Please visit [epson.co.uk/am-m5500](http://epson.co.uk/am-m5500) for more information.

For more information please contact:

Home users: 0343 90 37766  
 Business users\*: 0871 42 37766  
 Republic of Ireland: 01 436 7742



@EpsonUK

@EpsonUK



@EpsonUK

@Epson UK Ltd

Or visit us at [www.epson.co.uk/contactus](http://www.epson.co.uk/contactus)

\* 10p per minute plus network extras.

Trademarks and registered trademarks are the property of Seiko Epson Corporation or their respective owners.  
 Product information is subject to change without prior notice.