

Projector product guide 2025

- 
- | | |
|---|----------------------|
| ■ Ultra portable/huddle room | ■ Large meeting room |
| ■ Portable | ■ Lighting & signage |
| ■ Meeting room | ■ Installation |
| ■ Agile/collaboration space (short throw) | ■ Home |
| ■ Agile/collaboration space | ■ Professional home |
| ■ Agile/collaboration space (interactive) | |

EPSON®

Adding collaboration and connectivity to meeting spaces

In business, productivity and efficiency are the keys to success. Epson's display solutions redefine corporate presenting, ensuring efficient and productive meetings in any working environment.

The choice is clear

The right display size for your room maximises audience engagement. Unlike fixed flat panel displays, Epson's scalable solutions project incredible quality displays up to 1000", in multiple aspect ratios. You can also connect multiple projectors to create one large seamless image. And with our more mobile projectors, you are not restricted to one room, one venue, one setting.



Unrestricted viewing

A relaxed viewing environment helps the audience concentrate on the information presented. Epson display solutions are easier on the eye and avoid the glare, blind spots and fingerprints associated with flat panels. They can be viewed without obstruction, from anywhere in the room.



Outstanding quality

Project vivid, engaging images in high resolution, even in brightly lit rooms, with Epson 3LCD technology. The 3LCD panel optical engine at the heart of every Epson projector combines high resolution and high contrast ratios that deliver rich colours and brightness up to three times that of 1-chip DLP projectors².



Hassle-free connectivity

Epson display solutions have comprehensive support and connectivity to match any set up or situation. Our dedicated apps and software are extremely versatile and make it easy for people to make contributions from their own devices.



Minimise maintenance cycles

Epson's fit-and-forget display solutions combine performance with reliability, meaning lower costs, longer life cycles and impressive warranties of up to five years. You can count on up to 17,000 hours life for lamps and up to 30,000 hours for laser light sources³.



Make the sustainable choice

Unlike flat panels, many Epson business projectors are TCO Certified⁴, meeting the world's most comprehensive sustainability certification for IT products. To achieve that, we set the highest standards in our supply chains and factories. This helps your organisation to meet your own social responsibility goals.



Leading the way in visual technology excellence

Your success in the world of visual communications means having the freedom to project brighter, bolder, more creative images in every environment. That's why we work so hard to develop innovative, versatile solutions that take projected visuals to new dimensions.

Exceptional quality


Every Epson projector is the result of our commitment to research and development. We manufacture with superb image quality, ease of operation and total reliability in mind. Our solutions combine high brightness, improved texture and exceptional sharpness to produce powerful, vivid images that can cut through high levels of ambient light, even in large spaces.

Cutting-edge technology


Our projectors add flexibility, quality and creativity in almost every setting. Versatile set-up and connectivity, including 360° installation and easy networking, make great projection simple. Our 3LCD technology produces images up to three times brighter than conventional 1-chip DLP projectors². We have incorporated a plethora of advanced technologies to create the world's smallest and lightest 10,000 and 20,000 lumen 4K projectors*.

A wide range of lenses

Choose from extensive lens options with unparalleled compatibility across our range, each featuring motorised optics, memory function and excellent clarity for images up to 1,000 inches. Find the perfect solution for your installation environment with the same range of 4K quality lenses for projectors with 6,000 to 20,000 lumen brightness. Furthermore, our unique LX series of lenses offer ultra-short throw ratios with zero offset for projectors with brightness levels from 6,000 to 30,000 lumens.



*As of November 2024. Main unit without lens. 10,000lm and 20,000lm in accordance with ISO 21118.



Comprehensive support

As well as building robust products that last, we offer a range of service and support options for our projectors that free you to concentrate on being creative for your customers and audiences. From pre-sales advice to ongoing assistance and access to our experts, our standard and CoverPlus warranties give you extensive ongoing backup that works whenever you need it.

Exceeding audience demands

Modern audiences have high expectations, so expand your creativity at big events and attractions with features including portrait projections and split-screens, 360° installation and projection onto floors, ceilings, corners and curved surfaces. From education and art galleries to digital signage and corporate events, from in-house projector fleets to the rental market, Epson projectors are the smart, effective solution.

Easy maintenance

Dramatically reduce running costs with our highly reliable, heat-resistant projectors. Epson installation projectors are built with long-lasting light sources and filters, offering up to 20,000 hours of maintenance-free performance, and even longer in our extended modes.



Equal White (WLO) and Colour Light Output (CLO)

White brightness alone cannot bring the true colours you see everyday to life. That's why the 3LCD technology found in Epson's projectors delivers an equally high WLO and CLO.

CLO is a metric that measures a projector's ability to deliver colour. Developed by colour scientists using the same approach as WLO (Brightness) measurement, CLO provides a simple, accurate and easy-to-understand way to evaluate projector colour performance.

Epson projectors deliver consistently true-to-life images and rich colours that are up to three times brighter than 1-chip DLP projectors².

Laser light source

Experience astonishing quality and reliability with Epson's new laser light source projectors. The newly developed phosphor wheel and LCD panels are made of inorganic materials with superior light and heat-resistance to deliver excellent reliability. Combining an inorganic phosphor wheel with inorganic LCD panels in a laser projector results in bright, vibrant images for extremely long periods.

4K Crystal Motion

In a world first, 3LCD and dual-axis shifting technologies have been combined to achieve a native 4K 3840 x 2160 on-screen pixel count with stunning clarity. The e-shift device operates with incredible precision to ensure maximum image sharpness. Combined with ultra-fast 240Hz frame processing, 4K video playback is smooth and supports up to 120Hz image input and output.

4K PRO-UHD

4K PRO-UHD⁵ delivers a bright, amazingly sharp lifelike picture by combining advanced Epson technologies with the ability to accept native 4K content and upscale non-4K content exceeding Full HD resolution.

Wirelessly stream and share

iProjection for PC / Mac

Wireless Screen Mirroring solution that utilises the built-in Wi-Fi connection of the presenter's device to stream and share content to the projector. Up to 50 devices can be connected to the same projector and up to four can present their content at the same time. The built-in moderator mode allows one user to take control of incoming content from the connected devices.

iProjection App for iOS / Android

Feature-rich BYOD solution for smartphones and tablets allows users to stream and share content, annotate and even control the projector, all directly from their devices. There is also a multi device mode for group collaboration. The built-in moderator mode allows one user to take control of incoming content from the connected devices.

iProjection App for Chromebooks

Supports fully mirrored display of all your Chromebook content including Google Docs, Slides, Sheets and Chrome browser.

Screen Mirroring (Miracast)

Industry-wide standard that enables Screen Mirroring from compatible smartphones, tablets and PCs to enhance BYOD flexibility and provide the freedom of wireless connectivity.

Interactivity and collaboration

Easy Interactive Tools

Gives you annotation and drawing capability on projected images or a whiteboard. You can also perform simple control of your document camera and projector.

Image management

Epson Setting Assistant

This app automatically corrects the shape of a projected image by taking pictures with your camera. By taking a photo of the projected pattern, the app automatically corrects distortion in the projected image and adjusts its shape to match the screen.

Monitoring and control

Epson Projector Management

The free-to-download centralised management utility lets IT, facilities and network managers efficiently monitor, control and manage their Epson display solution fleet. The software is also compatible with PJLink certified devices. Functions include operation status, error reporting and input source switching. The scheduling feature can power down all the projectors in a building, while error monitoring helps avoid delays and downtime.

Epson Projector Management Connected

Epson Projector Management Connected offers similar functionality to Epson Projector Management but with the added convenience of accessing and managing all of your projectors via a browser rather than an app. EPMC Pro is a chargeable solution that helps our channel partners to monitor the Epson projector fleet of their customers.

www.projection-service.epson.com/epm-connected/

Epson Projector Professional Tool

You can quickly and easily create perfectly aligned images with the Epson Projector Professional Tool. Our free, downloadable software utility improves the speed of set-up for multi-projector installations. It also gives you access to more advanced settings straight out of the box.

Epson Projector Configuration Tool

This free application for smart devices makes setting up and configuring multiple projectors easy. Simply register the projector's data using NFC connectivity, read and edit the settings in the app and then upload the settings to a fleet of projectors without even needing to power the projectors on.




Content management




Epson Projector Content Manager

Create playlists using photos, videos, shape filters and effects, which can be scheduled and saved to an external storage device for cableless content playback directly on the projector.

Epson Creative Projection

Create custom content on your smartphone or tablet, with ease. Enliven rooms and product displays by combining your photos and movies with the app's built-in templates and stamps.

	Ultra portable/huddle room		Portable
Model	EB-1780W	EB-1795F	CO-W01
			
Resolution	WXGA (1280 x 800)	Full HD (1920 x 1080)	WXGA (1280 x 800)
Native aspect	16:10	16:9	16:10
Colour Light Output (lumens) normal / eco	3,000 / 1,900	3,200 / 1,900	3,000 / 2,000
Contrast ratio	10,000:1	10,000:1	–
Lightsource	Lamp	Lamp	Lamp
Lightsource life (hours) normal / eco	4,000 / 7,000	4,000 / 7,000	6,000 / 12,000
Throw ratio in native aspect	1.0 – 1.26:1	1.02 – 1.23:1	1.27 – 1.71:1
Scalable image size (diagonal)	30 – 300"	30 – 300"	25 – 378"
Zoom	x1.2	x1.2	Digital x1.35
Vertical keystone Horizontal keystone	Automatic ±30° Manual ±30°	Automatic ±30° Automatic ±20°	Manual ±30° Manual ±30°
Lens shift	N/A	N/A	N/A
Speaker output	1W	1W	5W Mono
Connectivity	VGA in, Composite RCA, USB Type B, USB Type A, HDMI	VGA in, Composite RCA, USB Type B, USB Type A, HDMI, Screen Mirroring (Miracast)	USB 2.0 Type B (Service only), USB 2.0 Type A, HDMI
Audio connectivity	Stereo mini in	Stereo mini in	N/A
Networking	Wireless LAN	Wireless LAN	Wireless LAN adapter – sold separately
Software solutions	Epson iProjection (Windows/Mac), Epson iProjection App for iOS, Android and Chromebook	Epson iProjection (Windows/Mac), Epson iProjection App for iOS, Android and Chromebook	Epson iProjection (Windows/Mac), Epson iProjection App for iOS, Android and Chromebook, Epson Projector Management
Other features	3-in-1 USB display, A/V mute slide, DICOM SIM colour mode, Split screen, PC-free presentation, Kensington lock, Wireless LAN security, Password protection, Carry case	3-in-1 USB display, A/V mute slide, DICOM SIM colour mode, Split screen, PC-free presentation, Auto screen fit and Auto focus, Real time keystone correction, Gesture Presenter, NFC, Kensington lock, Wireless LAN security, Password protection, Carry case	A/V mute, Built-in speaker, Horizontal and vertical keystone correction, Quick Corner, Kensington lock
Noise (dB) normal / eco	39 / 30	39 / 30	38 / 29
Weight (kg)	1.8	1.8	2.4
Dimensions exc. feet (W x D x H mm)	292 x 213 x 44	292 x 213 x 44	295 x 211 x 87
Power consumption normal / eco	277W / 200W	295W / 208W	270W / 214W
Power consumption standby, comm. off	0.34W	0.34W	0.5W
Standard interchangeable lens included	N/A	N/A	N/A
Warranty	Projector – 5 years Lamp – 5 years / 1,000hrs	Projector – 5 years Lamp – 5 years / 1,000hrs	Projector – 2 years
TCO Gen 9.0	No	No	No

	Portable		
Model	EB-W06	EB-FH06	EB-W51
			
Resolution	WXGA (1280 x 800)	Full HD (1920 x 1080)	WXGA (1280 x 800)
Native aspect	16:10	16:9	16:10
Colour Light Output (lumens) normal / eco	3,700 / 2,400	3,500 / 2,300	4,000 / 2,600
Contrast ratio	16,000:1	16,000:1	16,000:1
Lightsource	Lamp	Lamp	Lamp
Lightsource life (hours) normal / eco	6,000 / 12,000	6,000 / 12,000	6,000 / 12,000
Throw ratio in native aspect	1.30 – 1.56:1	1.22 – 1.47:1	1.30 – 1.56:1
Scalable image size (diagonal)	33 – 320"	34 – 332"	33 – 320"
Zoom	Optical x1.2	Optical x1.2	Optical x1.2
Vertical keystone Horizontal keystone	Automatic ±30° Manual ±30°	Automatic ±30° Manual ±30°	Automatic ±30° Manual ±30°
Lens shift	N/A	N/A	N/A
Speaker output	2W Mono	2W Mono	2W Mono
Connectivity	HDMI in, VGA in, USB 2.0 Type A, USB 2.0 Type B	HDMI in x2, VGA in, USB 2.0 Type A, USB 2.0 Type B	HDMI in, VGA in, USB 2.0 Type A, USB 2.0 Type B
Audio connectivity	RCA pair in	RCA pair in	RCA pair in
Networking	Wireless LAN adapter - sold separately	Wireless LAN adapter - sold separately	Wireless LAN adapter - sold separately
Software solutions	Epson iProjection (Windows/Mac), Epson iProjection App for iOS, Android and Chromebook, Epson Projector Management	Epson iProjection (Windows/Mac), Epson iProjection App for iOS, Android and Chromebook, Epson Projector Management	Epson iProjection (Windows/Mac), Epson iProjection App for iOS, Android and Chromebook, Epson Projector Management
Other features	A/V mute slide, Horizontal keystone slider, Quick corner correction, Split screen, Auto source search, Kensington lock, Padlock, Security cable hole, Password protection, Optional carry case	A/V mute slide, Horizontal keystone slider, Quick corner correction, Split screen, Auto source search, Kensington lock, Padlock, Security cable hole, Password protection, Optional carry case	A/V mute slide, Horizontal keystone slider, Quick corner correction, Split screen, Auto source search, QR code function, Kensington lock, Padlock, Security cable hole, Stream and share features, Password protection, Carry case
Noise (dB) normal / eco	37 / 28	37 / 28	37 / 28
Weight (kg)	2.5	2.7	2.5
Dimensions exc. feet (W x D x H mm)	302 x 237 x 82	302 x 252 x 92	302 x 237 x 82
Power consumption normal / eco	327W / 225W	327W / 225W	327W / 225W
Power consumption standby, comm. off	0.3W	0.3W	0.3W
Standard interchangeable lens included	N/A	N/A	N/A
Warranty	Projector – 2 years Lamp – 1 year / 1,000hrs	Projector – 2 years Lamp – 1 year / 1,000hrs	Projector – 2 years Lamp – 1 year / 1,000hrs
TCO Gen 9.0	No	No	No

Portable

EB-FH54



CO-FH01






CO-FH02






EB-E24









Full HD (1920 x 1080)	Full HD (1920 x 1080)	Full HD (1920 x 1080)	XGA (1024 x 768)
16:9	16:9	16:9	4:3
4,100 / 2,300	3,000 / 2,000	3,000 / 2,000	3,600 / 2,100
16,000:1	–	–	15,000:1
Lamp	Lamp	Lamp	Lamp
5,500 / 12,000	6,000 / 12,000	6,000 / 12,000	6,000 / 12,000
1.30 – 2.09:1	1.19 – 1.61:1	1.19-1.61:1	1.44 – 2.88:1
31 – 304"	26 – 391"	26 – 391"	30 – 350"
x1.62	Digital x1.35	Digital x1.35	Digital x1.2
Automatic ±30° Manual ±30°	Manual ±30° Manual ±30°	Automatic ±30° Manual ±30°	Manual ±30° Manual ±30°
N/A	N/A	N/A	N/A
16W	5W Mono	5W Mono	5W
HDMI in x2, USB 2.0 Type A, USB 2.0 Type B, Screen Mirroring (Miracast)	HDMI, USB 2.0 Type A, USB 2.0 Type B (Service only)	HDMI, USB 2.0 Type A, USB 2.0 Type B (Service only)	VGA in x2, VGA out, HDMI in, Composite in, USB 2.0 Type B, RS-232C
Stereo mini out	N/A	N/A	Stereo mini out, Stereo mini in (2x), RCA pair in
Wireless LAN unit	Wireless LAN adapter – sold separately	Via Android TV device	N/A
Epson iProjection (Windows/Mac), Epson iProjection App for iOS, Android and Chromebook, Epson Projector Management	Epson iProjection (Windows/Mac), Epson iProjection App for iOS, Android and Chromebook, Epson Projector Management	N/A	N/A
A/V mute slide, Horizontal keystone slider, Quick corner, Auto source search, QR code function, Kensington lock, Padlock, Security cable hole, Password protection, Optional carry case	A/V mute, Built-in speaker, Horizontal and vertical keystone correction, Quick Corner, Kensington lock	A/V mute, Built-in speaker, Horizontal and vertical keystone correction, Quick Corner, Kensington lock	A/V mute slide, Horizontal keystone slider, Quick corner correction, Split screen, Auto source search, Kensington lock, Padlock, Security cable hole, Password protection, Optional carry case
37 / 28	38 / 29	37 / 29	37 / 28
3.1	2.4	2.6	2.7
309 x 282 x 90	295 x 211 x 87	320 x 211 x 87	302 x 249 x 87
332W / 231W	270W / 214W	270W / 214W	332W / 231W
0.3W	0.5W	0.5W	0.3W
N/A	N/A	N/A	N/A
Projector – 3 years Lamp – 3 years / 1,000hrs	Projector – 2 years	Projector – 2 years	Projector – 3 years Lamp – 3 years / 1,000hrs
No	No	No	No

	Meeting room		
Model	EB-X49	EB-W49	EB-982W
			
Resolution	XGA (1024 x 768)	WXGA (1280 x 800)	WXGA (1280 x 800)
Native aspect	4:3	16:10	16:10
Colour Light Output (lumens) normal / eco	3,600 / 2,400	3,800 / 2,600	4,200 / 2,600
Contrast ratio	16,000:1	16,000:1	16,000:1
Lightsource	Lamp	Lamp	Lamp
Lightsource life (hours) normal / eco	6,000 / 12,000	8,000 / 17,000	6,500 / 17,000
Throw ratio in native aspect	1.48 – 1.77:1	1.30 – 1.56:1	1.38 – 2.24:1
Scalable image size (diagonal)	30 – 300"	33 – 320"	29 – 280"
Zoom	Optical x1.2	Optical x1.2	Optical x1.6
Vertical keystone	Automatic ±30°	Automatic ±30°	Automatic ±30°
Horizontal keystone	Manual ±30°	Manual ±30°	Manual ±30°
Lens shift	N/A	N/A	N/A
Speaker output	5W	5W	16W
Connectivity	VGA in x2, VGA out, HDMI in, Composite in, USB 2.0 Type A, USB 2.0 Type B, RS-232C	VGA in x2, VGA out, HDMI in x2, Composite in, USB 2.0 Type A, USB 2.0 Type B, RS-232C	VGA in x2, VGA out, HDMI in x2, Composite in, USB 2.0 Type A, USB 2.0 Type B, RS-232C
Audio connectivity	Stereo mini out, Stereo mini in (2x), RCA pair in	Stereo mini out, Stereo mini in (2x), RCA pair in	Stereo mini out, Stereo mini in (2x), RCA pair in, Microphone input
Networking	LAN (RJ45) and optional wireless LAN unit	LAN (RJ45) and optional wireless LAN unit	LAN (RJ45) and optional wireless LAN unit
Software solutions	Epson iProjection (Windows/Mac), Epson iProjection App for iOS, Android and Chromebook, Epson Projector Management	Epson iProjection (Windows/Mac), Epson iProjection App for iOS, Android and Chromebook, Epson Projector Management	Epson iProjection (Windows/Mac), Epson iProjection App for iOS, Android and Chromebook, Epson Projector Management
Other features	A/V mute slide, Horizontal keystone slider, Quick corner correction, Split screen, Auto source search, QR code function, Kensington lock, Padlock, Security cable hole, Password protection, Optional carry case	A/V mute slide, Horizontal keystone slider, Quick corner correction, Split screen, Auto source search, QR code function, Kensington lock, Padlock, Security cable hole, Password protection, Optional carry case	A/V mute slide, Horizontal keystone slider, Quick corner correction, Split screen, Auto source search, QR code function, Kensington lock, Padlock, Security cable hole, Password protection, Optional carry case
Noise (dB) normal / eco	37 / 28	37 / 28	37 / 28
Weight (kg)	2.7	2.7	3.1
Dimensions exc. feet (W x D x H mm)	302 x 249 x 87	302 x 249 x 87	309 x 282 x 90
Power consumption normal / eco	327W / 225W	327W / 225W	327W / 225W
Power consumption standby, comm. off	0.3W	0.3W	0.3W
Standard interchangeable lens included	N/A	N/A	N/A
Warranty	Projector – 3 years Lamp – 3 years / 1,000hrs	Projector – 3 years Lamp – 3 years / 1,000hrs	Projector – 5 years Lamp – 5 years / 1,000hrs
TCO Gen 9.0	No	No	No




Meeting room	Agile/collaboration space (short throw)		
EB-994F	EB-W56S	EB-L210SW	EB-L210SF
			
Full HD (1920 x 1080)	WXGA (1280 x 800)	WXGA (1280 x 800)	Full HD (1920 x 1080)
16:9	16:10	16:10	16:9
4,100 / 2,300	3,700 / 2,000	4,000 / 2,800	4,000 / 2,800
16,000:1	16,000:1	Over 5,000,000:1	Over 5,000,000:1
Lamp	Lamp	Laser	Laser
6,500 / 17,000	6,500 / 17,000	20,000 / 30,000	20,000 / 30,000
1.30 – 2.09:1	0.6 – 0.81:1	0.48 – 0.65:1	0.45 – 0.61:1
31 – 304"	50 – 300"	53 – 120"	55 – 125"
x1.62	Digital x1.35	Digital x1.35	Digital x1.35
Automatic ±30° Manual ±30°	Automatic ±15° Manual ±15°	Manual ±15° Manual ±15°	Manual ±15° Manual ±15°
N/A	N/A	N/A	N/A
16W	16W	16W	16W
VGA in x2, VGA out, HDMI in x2, Composite in, Screen Mirroring (Miracast), USB 2.0 Type A, USB 2.0 Type B, RS-232C	VGA in x2, VGA out x1, HDMI in x2, Composite RCA, RS-232, USB Type A and B	VGA in x2, VGA out, HDMI x2, USB Type A (5v/2A), USB Type B, Composite RCA, RS-232C, Screen Mirroring (Miracast)	VGA in x2, VGA out, HDMI x2, USB Type A (5v/2A), USB Type B, Composite RCA, RS-232C, Screen Mirroring (Miracast)
Stereo mini out, Stereo mini in (2x), RCA pair in, Microphone input	Stereo mini in x2, Microphone stereo mini in, Stereo mini out, RCA pair in	Stereo mini in x2, Microphone stereo mini in, Stereo mini out, RCA pair in	Stereo mini in x2, Microphone stereo mini in, Stereo mini out, RCA pair in
LAN (RJ45) and Wireless LAN unit	LAN (RJ45) and optional wireless LAN unit	LAN (RJ45) and wireless LAN unit	LAN (RJ45) and wireless LAN unit
Epson iProjection (Windows/Mac), Epson iProjection App for iOS, Android and Chromebook, Epson Projector Management	Epson iProjection (Windows/Mac), Epson iProjection App for iOS, Android and Chromebook, Epson Projector Management	Epson iProjection (Windows/Mac), Epson iProjection App for iOS, Android and Chromebook, Epson Projector Management	Epson iProjection (Windows/Mac), Epson iProjection App for iOS, Android and Chromebook, Epson Projector Management
A/V mute slide, Horizontal keystone slider, Quick corner correction, Split screen, Auto source search, QR code function, Kensington lock, Padlock, Security cable hole, Password protection, Optional carry case	A/V mute, Copy OSD settings, Quick corner correction, Padlock, Security cable hole, Kensington lock, Wireless LAN unit lock, Password protection, optional carry case, Optional ceiling mount	Stream and share features, A/V mute, Copy OSD settings, Quick corner correction, PC-free presentation, Padlock, Security cable hole, Kensington lock, Wireless LAN unit lock, Password protection, optional carry case, Optional wall mount or ceiling mount	Stream and share features, 21:9 display, A/V mute, Copy OSD settings, Quick corner correction, PC-free presentation, Padlock, Security cable hole, Kensington lock, Wireless LAN unit lock, Password protection, optional carry case, Optional wall mount or ceiling mount
37 / 28	38 / 28	37 / 27	37 / 27
3.1	3.1	4.6	4.6
309 x 282 x 90	309 x 282 x 90	325 x 337 x 90	325 x 337 x 90
332W / 231W	332W / 231W	260W / 191W	260W / 191W
0.3W	0.5W	0.5W	0.5W
N/A	N/A	N/A	N/A
Projector – 5 years Lamp – 5 years / 1,000hrs	Projector – 5 years Lamp – 5 years / 1,000hrs	5 years / 12,000hrs	5 years / 12,000hrs
No	No	Yes	Yes

	Agile/collaboration space		
Model	EB-685W	EB-760W	EB-770F
			
Resolution	WXGA (1280 x 800)	WXGA (1280 x 800)	Full HD (1920 x 1080)
Native aspect	16:10	16:10	16:9
Colour Light Output (lumens) normal / eco	3,500 / 2,900	4,100 / 2,800	4,100 / 2,800
Contrast ratio	14,000:1	Over 5,000,000:1	Over 5,000,000:1
Lightsources	Lamp	Laser	Laser
Lightsources life (hours) normal / eco / eco2	5,000 / 10,000 / 9,000	20,000 / 30,000 / N/A	20,000 / 30,000 / N/A
Throw ratio in native aspect	0.28:1	0.27 – 0.37:1	0.25 – 0.35:1
Scalable image size (diagonal)	60 – 100"	68 – 138" 16:10 wall mount 60 – 150" 16:10 table mount	71 – 143" 16:9 wall mount 60 – 150" 16:9 table mount
Zoom	Digital x1.35	Digital x1.35	Digital x1.35
Vertical keystone Horizontal keystone	Manual ±3° Manual ±3°	Manual ±3° Manual ±3°	Manual ±3° Manual ±3°
Lens shift	N/A	N/A	N/A
Speaker output	16W	16W	16W
Connectivity	VGA in, VGA out (switchable), HDMI x3, Composite RCA, S-Video, USB Type A x2, USB Type B, MHL (via HDMI 1), RS-232C	VGA in x2, VGA out, HDMI x3, Composite, USB Type A x2 (5v/2A x1), USB Type B, RS-232C, Screen Mirroring (Miracast)	VGA in x2, VGA out, HDMI x3, Composite, USB Type A x2 (5v/2A x1), USB Type B, RS-232C, Screen Mirroring (Miracast)
Audio connectivity	Stereo mini in x3, Microphone stereo mini in, Stereo mini out	Stereo mini in x3, Microphone stereo mini in, Stereo mini out	Stereo mini in x3, Microphone stereo mini in, Stereo mini out
Networking	LAN (RJ45) and optional wireless LAN unit	LAN (RJ45) and wireless LAN unit	LAN (RJ45) and wireless LAN unit
Software solutions	Epson iProjection (Windows/Mac), Epson iProjection App for iOS, Android and Chromebook, Epson Projector Management	Epson iProjection (Windows/Mac), Epson iProjection App for iOS, Android and Chromebook, Epson Projector Management	Epson iProjection (Windows/Mac), Epson iProjection App for iOS, Android and Chromebook, Epson Projector Management
Other features	Home screen, Multi-screen interactivity, Auto source search, A/V mute, Split screen up to 2 sources, 3-in-1 USB display, Copy OSD settings, Auto lamp dimming, PC-free presentation, Padlock, Security cable hole, Kensington lock, Included wall mount	Optional mount, Stream and share features, Screen sharing function (client), A/V mute, Copy OSD settings, Quick corner correction, PC-free presentation, Split screen up to 4 sources, Auto source search, Padlock, Security cable hole, Kensington lock, Wireless LAN unit lock, Password protection	Optional mount, Edge blending, 16:6 display, 21:9 display, Stream and share features, Screen sharing function (client), A/V mute, Copy OSD settings, Quick corner correction, PC-free presentation, Split screen up to 4 sources, Auto source search, Padlock, Security cable hole, Kensington lock, Wireless LAN unit lock, Password protection
Noise (dB) normal / eco / eco2	35 / 30 / 29	37 / 27 / N/A	37 / 27 / N/A
Weight (kg)	5.7	5.9	5.9
Dimensions exc. feet (W x D x H mm)	367 x 400 x 149	356 x 395 x 133	356 x 395 x 133
Power consumption normal / eco / eco2	354W / 309W / 309W	263W / 199W / N/A	263W / 199W / N/A
Power consumption standby, comm. off	0.37W	0.5W	0.5W
Standard interchangeable lens included	N/A	N/A	N/A
Warranty	Projector – 5 years Lamp – 5 years / 1,000hrs	5 years / 12,000hrs	5 years / 12,000hrs
TCO Gen 9.0	No	Yes	Yes

Agile/collaboration space		Agile/collaboration space (interactive)
EB-810E	EB-815E	EB-685Wi
		
4KE (1080p)	4KE (1080p)	WXGA (1280 x 800)
16:9	16:9	16:10
5,000 / 3,500	5,000 / 3,500	3,500 / 2,900
Over 5,000,000:1	Over 5,000,000:1	14,000:1
Laser	Laser	Lamp
20,000 / 30,000 / N/A	20,000 / 30,000 / N/A	5,000 / 10,000 / 9,000
0.16:1	0.16:1	0.28:1
100 – 160" wall mount 80 – 160" table mount	100 – 160" wall mount 80 – 160" table mount	60 – 100"
Digital x1.35	Digital x1.35	Digital x1.35
N/A	N/A	Manual ±3°
N/A	N/A	Manual ±3°
N/A	N/A	N/A
2 x 8W	2 x 8W	16W
HDMI In x2, out x1 (HDCP2.3), HDBaseT 1 (HDCP2.3), RS-232C, USB Type-A x2 (1x for data and ELPAP11, 1x for data and 2A power), USB Type B x1, Screen Mirroring (Miracast)	HDMI In x2, out x1 (HDCP2.3), HDBaseT 1 (HDCP2.3), RS-232C, USB Type-A x2 (1x for data and ELPAP11, 1x for data and 2A power), USB Type B x1, Screen Mirroring (Miracast)	VGA in x2, VGA out (switchable), HDMI x3, Composite RCA, S-Video, USB Type A, USB Type B, MHL (via HDMI 1), RS-232C, Sync in, Sync out
Digital using HDMI	Digital using HDMI	Stereo mini in x3, Microphone stereo mini in, Stereo mini out
LAN (RJ45) and wireless LAN	LAN (RJ45) and wireless LAN	LAN (RJ45) and optional wireless LAN unit
Epson iProjection (Windows/Mac), Epson iProjection App for iOS, Android and Chromebook, Epson Projector Management, Epson Projector Content Manager (Windows/macOS), Epson Creative Projection (iOS), Epson Setting Assistant	Epson iProjection (Windows/Mac), Epson iProjection App for iOS, Android and Chromebook, Epson Projector Management, Epson Projector Content Manager (Windows/macOS), Epson Creative Projection (iOS), Epson Setting Assistant	Epson iProjection (Windows/Mac), Epson iProjection App for iOS, Android and Chromebook, various collaboration software tools, Epson Projector Management
Optional wall and ceiling mounts, 21:9 optional output, Improved audio chamber for improved bass and overall sound quality. Automated screen distortion correction via app and stream and share features, Screen sharing function (client), A/V mute, Copy OSD settings, Quick corner correction, PC- free presentation, Split screen up to 2 sources, Auto source search, Padlock, Security cable hole, Kensington lock, Wireless LAN unit lock, Password protection	Optional wall and ceiling mounts, 21:9 optional output, Improved audio chamber for improved bass and overall sound quality. Automated screen distortion correction via app and stream and share features, Screen sharing function (client), A/V mute, Copy OSD settings, Quick corner correction, PC- free presentation, Split screen up to 2 sources, Auto source search, Padlock, Security cable hole, Kensington lock, Wireless LAN unit lock, Password protection	Home screen, Multi-screen interactivity, Auto source search, A/V mute, Split screen, 3-in-1 USB display, Copy OSD settings, Auto lamp dimming, Pen and touch interactivity, Auto calibration, PC-free presentation, Padlock, Security cable hole, Kensington lock, Included wall mount
38 / 27 / N/A	38 / 27 / N/A	35 / 30 / 29
12.2	12.2	5.8
695 x 341 x 145	695 x 341 x 145	367 x 400 x 149
380W / 286W / N/A	380W / 286W / N/A	354W / 309W / 309W
0.4W	0.4W	0.37W
N/A	N/A	N/A
5 years / 12,000hrs	5 years / 12,000hrs	Projector – 5 years Lamp – 5 years / 1,000hrs
Yes	Yes	No

	Agile/collaboration space (interactive)		
Model	EB-695Wi	EB-760Wi	EB-770Fi
			
Resolution	WXGA (1280 x 800)	WXGA (1280 x 800)	Full HD (1920 x 1080)
Native aspect	16:10	16:10	16:9
Colour Light Output (lumens) normal / eco	3,500 / 2,900	4,100 / 2,800	4,100 / 2,800
Contrast ratio	14,000:1	Over 5,000,000:1	Over 5,000,000:1
Lightsource	Lamp	Laser	Laser
Lightsource life (hours) normal / eco / eco2	5,000 / 10,000 / 9,000	20,000 / 30,000 / N/A	20,000 / 30,000 / N/A
Throw ratio in native aspect	0.28:1	0.27 – 0.37:1	0.25 – 0.35:1
Scalable image size (diagonal)	60 – 100"	60 – 100"	65 - 100" / 16:9 aspect 60 – 110" / 16:6 aspect
Zoom	Digital x1.35	Digital x1.35	Digital x1.35
Vertical keystone	Manual ±3°	Manual ±3°	Manual ±3°
Horizontal keystone	Manual ±3°	Manual ±3°	Manual ±3°
Lens shift	N/A	N/A	N/A
Speaker output	16W	16W	16W
Connectivity	VGA in x2, VGA out (switchable), HDMI x3, Composite RCA, S-Video, USB Type A, USB Type B, MHL (via HDMI 1), RS-232C, Sync in, Sync out	VGA in x2, VGA out, HDMI x3, Composite, USB Type A x2 (5v/2A x1), USB Type B x2, RS-232C, Sync in, Sync out, Touch unit control, Screen Mirroring (Miracast)	VGA in x2, VGA out, HDMI x3, Composite, USB Type A x2 (5v/2A x1), USB Type B x2, RS-232C, Sync in, Sync out, Touch unit control, Screen Mirroring (Miracast)
Audio connectivity	Stereo mini in x3, Microphone stereo mini in, Stereo mini out	Stereo mini in x3, Microphone stereo mini in, Stereo mini out	Stereo mini in x3, Microphone stereo mini in, Stereo mini out
Networking	LAN (RJ45) and optional wireless LAN unit	LAN (RJ45) and wireless LAN unit	LAN (RJ45) and wireless LAN unit
Software solutions	Epson iProjection (Windows/Mac), Epson iProjection App for iOS, Android and Chromebook, various collaboration software tools, Epson Projector Management	Epson iProjection (Windows/Mac), Epson iProjection App for iOS, Android and Chromebook, various collaboration software tools, Epson Projector Management	Epson iProjection (Windows/Mac), Epson iProjection App for iOS, Android and Chromebook, various collaboration software tools, Epson Projector Management
Other features	Home screen, Multi-screen interactivity, Auto source search, A/V mute, Split screen, 3-in-1 USB display, Copy OSD settings, Auto lamp dimming, Pen and touch interactivity, Auto calibration, PC-free presentation, Padlock, Security cable hole, Kensington lock, Included wall mount	Pen interactivity and optional touch, Optional mount, Interactive home screen, Stream and share features, Screen sharing function (client), Whiteboard mode with document export support, Sliding split screen, split screen up to 4 sources, A/V mute, Copy OSD settings, Quick corner correction, PC-free presentation, Auto source search, Padlock, Security cable hole, Kensington lock, Wireless LAN unit lock, Password protection	Pen interactivity and optional touch, Optional mount, edge-blending, 16:6 display, 21:9 display, Interactive home screen, Stream and share features, Screen sharing function (client), Whiteboard mode with document export support, Sliding split screen, split screen up to 4 sources, A/V mute, Copy OSD settings, Quick corner correction, PC-free presentation, Auto source search, Padlock, Security cable hole, Kensington lock, Wireless LAN unit lock, Password protection
Noise (dB) normal / eco / eco2	35 / 30 / 29	37 / 27 / N/A	37 / 27 / N/A
Weight (kg)	5.8	6	6
Dimensions exc. feet (W x D x H mm)	367 x 400 x 149	356 x 395 x 133	356 x 395 x 133
Power consumption normal / eco / eco2	354W / 309W / 309W	263W / 199W / N/A	263W / 199W / N/A
Power consumption standby, comm. off	0.37W	0.5W	0.5W
Standard interchangeable lens included	N/A	N/A	N/A
Warranty	Projector – 5 years Lamp – 5 years / 1,000hrs	5 years / 12,000hrs	5 years / 12,000hrs
TCO Gen 9.0	No	Yes	Yes

Agile/collaboration space (interactive)		Large meeting room	
EB-1485Fi	EB-2250U	EB-L210W	EB-L260F
			
Full HD (1366 x 768 x 2)	WUXGA (1920 x 1200)	WXGA (1280 x 800)	Full HD (1920 x 1080)
16:9	16:10	16:10	16:9 (supports 16:6 and 21:9)
5,000 / 3,500	5,000 / 3,800	4,500 / 3,100	4,600 / 3,200
Over 5,000,000:1	15,000:1	Over 5,000,000:1	Over 5,000,000:1
Laser	Lamp	Laser	Laser
20,000 / 30,000 / N/A	5,000 / 10,000 / N/A	20,000 / 20,000 / 30,000	20,000 / 20,000 / 30,000
0.27:1	1.38 – 2.28:1	1.41 – 2.26:1	1.32 – 2.12:1
65 – 100" / 16:9 aspect 61 – 120" / 16:6 aspect	50 – 300"	30 – 300"	31 – 310"
Digital x1.35	x1.6	x1.62	x1.62
Manual ±3° Manual ±3	Automatic ±30° Automatic ±20°	Automatic ±30° Automatic ±30°	Automatic ±30° Automatic ±30°
N/A	N/A	N/A	N/A
2 x 8W	16W	16W	16W
VGA in, VGA out, HDMI x3, USB Type A x2, USB Type B, HDMI-out, RS-232C, Sync in, Sync out, Touch unit control, Screen Mirroring (Miracast), HDBaseT	VGA in x2, VGA out, HDMI x2, Composite RCA, USB Type A, USB Type B, RS-232C, MHL (via HDMI 1)	VGA in (2x), VGA out, Composite in, HDMI in x2, USB Type A (2A), USB Type B, RS-232C, Screen Mirroring (Miracast)	VGA in x2, VGA out, Composite in, HDMI in x2, USB Type A (2A), USB Type B, RS-232C, Screen Mirroring (Miracast)
Stereo mini in x3, Microphone stereo mini in, Stereo mini out	RCA pair in, Stereo mini in x2, Stereo mini out	Stereo mini out, Stereo mini in (2x), RCA pair in, Microphone input	Stereo mini out, Stereo mini in (2x), RCA pair in, Microphone input
LAN (RJ45) and wireless LAN unit	LAN (RJ45) and optional wireless LAN unit	LAN (RJ45) and wireless LAN unit	LAN (RJ45), built-in wireless LAN unit
Epson iProjection (Windows/Mac), Epson iProjection App for iOS, Android and Chromebook, various collaboration software tools, Epson Projector Management	Epson iProjection (Windows/Mac), Epson iProjection App for iOS, Android and Chromebook, Epson Projector Management	Epson Projector Management, Epson iProjection (Windows/Mac/Chrome/iOS/Android), USB Display (Windows/Mac), Epson Wireless Transmitter Settings (Windows/Mac)	Epson Projector Management, Epson iProjection (Windows/Mac/Chrome/iOS/Android), USB Display (Windows/Mac), Epson Projector Content Manager (Windows/Mac), Epson Creative Projection (iOS), Epson Wireless Transmitter Settings (Windows/Mac)
Constant brightness mode, 16:6 display, Interactive home screen, Stream and share features, DuoLink interactivity, Screen sharing function (server/client), Whiteboard mode with document export support, Multiple display via Daisy chain, Auto power on, Auto source search, A/V mute, Sliding split screen, split screen up to 4 sources, Copy OSD settings, Pen and touch interactivity, Auto calibration, DICOM SIM colour mode, HDBaseT external control pad, Set-up wizard	Home Screen, Gesture Presenter, A/V mute, screen fit, Split screen, Auto power on, DICOM colour mode, DCDi by Faroudja, Schedule function, Focus help, Real time keystone correction, Quick corner, PC-free presentation, 3-in-1 USB display, Padlock, Security bar, Kensington lock	A/V mute slide, Horizontal keystone slider, Quick corner correction, PC-free, Split screen – up to 4 sources, Auto source search, QR code function, Kensington lock, Padlock, Security cable hole, Wireless LAN security, Password protection, VESA mount, Optional carry case,	Edge-blending, 16:6 display, 21:9 display, PC-free, A/V mute slide, Horizontal keystone slider, Quick corner correction, PC-free, Split screen – up to 4 sources, Auto source search, QR code function, Kensington lock, Padlock, Security cable hole, Wireless LAN security, Content playback, Password protection, DICOM SIM, includes cable cover, VESA mount, Optional carry case
36 / 27 / N/A	39 / 29 / N/A	37 / N/A / 27	37 / N/A / 27
9.7	4.6	4.2	4.2
458 x 209.5 x 375	377 x 291.5 x 110	325 x 299 x 90	325 x 299 x 90
366W / 262W / N/A	405W / 323W / N/A	260W / 199W / 191W	260W / 199W / 191W
0.5W	0.31W	0.5W	0.5W
N/A	N/A	N/A	N/A
5 years / 12,000hrs	Projector – 5 years Lamp – 5 years / 1,000hrs	5 years / 12,000hrs	5 years / 12,000hrs
No	No	No	Yes

	Large meeting room		
Model	EB-L520U	EB-L530U	EB-L690U
			
Resolution	WUXGA (1920 x 1200)	WUXGA (1920 x 1200)	WUXGA (1920 x 1200)
Native aspect	16:10	16:10	16:10
Colour Light Output (lumens) normal / eco	5,200 / 3,640	5,200 / 3,640	6,500 / 4,550
Contrast ratio	Over 5,000,000:1	Over 5,000,000:1	Over 5,000,000:1
Lightsource	Laser	Laser	Laser
Lightsource life (hours) normal / eco	20,000 / 30,000	20,000 / 30,000	20,000 / 30,000
Throw ratio in native aspect	1.35 – 2.20:1	1.35 – 2.20:1	1.35 – 2.20:1
Scalable image size (diagonal)	50 – 500"	50 – 500"	50 – 500"
Zoom	x1.6	x1.6	x1.6
Vertical keystone	Manual ±30°	Manual ±30°	Manual ±30°
Horizontal keystone	Manual ±30°	Manual ±30°	Manual ±30°
Lens shift	N/A	± 50% Vertical ± 20% Horizontal	± 50% Vertical ± 20% Horizontal
Speaker output	10W	10W	10W
Connectivity	VGA in x2, VGA out, HDMI in x2, HDBaseT, Miracast (when use ELPAP11), USB Type A, USB Type B, RS-232C	HDMI in x2, HDMI out, HDBaseT, VGA in x2, VGA out, RS-232C, USB Type A x2, USB Type B, Screen Mirroring (Miracast)	HDMI in x2, HDBaseT, HDMI out, USB Type A, USB Type B, RS-232C, Screen Mirroring (Miracast)
Audio connectivity	Stereo mini out, Stereo mini in (2x)	Stereo mini in x2, Stereo mini out	Stereo mini out
Networking	LAN (RJ45) and optional wireless LAN unit	LAN (RJ45), built-in wireless LAN unit	LAN (RJ45), wireless LAN
Software solutions	Epson iProjection (Windows/Mac), Epson iProjection App for iOS, Android and Chromebook, Epson Projector Management, Epson Projector Content Manager	Epson iProjection (Windows/Mac), Epson iProjection App for iOS, Android and Chromebook, Epson Projector Professional Tool, Epson Projector Management, Epson Projector Content Manager, Epson Creative Projection	Epson Projector Management, Epson iProjection (Windows/Mac), Epson iProjection App for iOS, Android and Chromebook, Epson Projector Professional Tool, Epson Projector Content Manager, Epson Creative Projection, Epson Projector Config Tool
Other features	A/V mute, Arc correction, Edge blending, PC Free, Quick corner, Screen share, Source function, Ultra-wide display (16:6), Home Screen, A/V mute, Split screen – up to 4 sources, Auto power on, Auto source search, Quick startup, Padlock, Security cable hole, Kensington lock, 360° installation, Wireless LAN unit lock	A/V mute, USB content playback for source-free signage, Edge blending, Daisy chain multi-projection, Point and Arc correction, Schedule function, Split screen, Auto source search, Copy OSD settings, Padlock, Security cable hole, Kensington lock, 360° installation, Cable cover included	Quick Corner, Curved Surface Correction, Point Correction, Corner Wall, Geometry Correction Memory, Split Screen, Control Panel Lock, Content Playback, User's Logo, Auto Power On, Auto Source Search, A/V Mute Timer, Tiling, Geometry Correction, Edge Blending, Simple stacking, Simple blending, Padlock, Security cable hole, Kensington lock, 360° installation, Wireless LAN unit lock
Noise (dB) normal / eco	31 / 23	31 / 23	32 / 25
Weight (kg)	7.7	8.2	8.2
Dimensions exc. feet (W x D x H mm)	440 x 304 x 122	440 x 304 x 122	440 x 304 x 122
Power consumption normal / eco	293W / 223W	293W / 223W	399W / 295W
Power consumption standby, comm. off	0.3W	0.3W	0.4W
Standard interchangeable lens included	N/A	N/A	N/A
Warranty	3 years	3 years	3 years
TCO Gen 9.0	Yes	Yes	TBC

Large meeting room

EB-L790U



EB-L890U/EB-L895U






EB-L890E



EB-L690SU







WUXGA (1920 x 1200)	WUXGA (1920 x 1200)	4KE (WUXGA)	WUXGA (1920 x 1200)
16:10	16:10	16:10	16:10
7,300 / 5,110	8,000 / 5,600	8,000 / 5,600	6,200 / 4340
Over 5,000,000:1	Over 5,000,000:1	Over 5,000,000:1	Over 5,000,000:1
Laser	Laser	Laser	Laser
20,000 / 30,000	20,000 / 30,000	20,000 / 30,000	20,000 / 30,000
1.35 – 2.20:1	1.35 – 2.20:1	1.35 – 2.20:1	0.79 – 1.36:1
50 – 500"	50 – 500"	50 – 500"	60 – 400"
x1.6	x1.6	x1.6	x1.7
Manual ±30° Manual ±30°	Manual ±30° Manual ±30°	Manual ±30° Manual ±30°	Manual ±30° Manual ±30°
± 50% Vertical ± 20% Horizontal	± 50% Vertical ± 20% Horizontal	± 50% Vertical ± 20% Horizontal	± 50% Vertical ± 20% Horizontal
10W	10W	10W	10W
HDMI in x2, HDBaseT, HDMI out, USB Type A, USB Type B, RS-232C, Screen Mirroring (Miracast)	HDMI in x2, HDBaseT, HDMI out, USB Type A, USB Type B, RS-232C, Screen Mirroring (Miracast)	HDMI in x2, HDBaseT, HDMI out, USB Type A, USB Type B, RS-232C, Screen Mirroring (Miracast)	HDMI in x2, HDBaseT, HDMI out, USB Type A, USB Type B, RS-232C, Screen Mirroring (Miracast)
Stereo mini out	Stereo mini out	Stereo mini out	Stereo mini out
LAN (RJ45), wireless LAN	LAN (RJ45), wireless LAN	LAN (RJ45), wireless LAN	LAN (RJ45), wireless LAN
Epson Projector Management, Epson iProjection (Windows/Mac), Epson iProjection App for iOS, Android and Chromebook, Epson Projector Professional Tool, Epson Projector Content Manager, Epson Creative Projection, Epson Projector Config Tool	Epson Projector Management, Epson iProjection (Windows/Mac), Epson iProjection App for iOS, Android and Chromebook, Epson Projector Professional Tool, Epson Projector Content Manager, Epson Creative Projection, Epson Projector Config Tool	Epson Projector Management, Epson iProjection (Windows/Mac), Epson iProjection App for iOS, Android and Chromebook, Epson Projector Professional Tool, Epson Projector Content Manager, Epson Creative Projection, Epson Projector Config Tool	Epson Projector Management, Epson iProjection (Windows/Mac), Epson iProjection App for iOS, Android and Chromebook, Epson Projector Professional Tool, Epson Projector Content Manager, Epson Creative Projection, Epson Projector Config Tool
Quick Corner, Curved Surface Correction, Point Correction, Corner Wall, Geometry Correction Memory, Split Screen, Control Panel Lock, Content Playback, User's Logo, Auto Power On, Auto Source Search, A/V Mute Timer, Tiling, Geometry Correction, Edge Blending, Simple stacking, Simple blending, Padlock, Security cable hole, Kensington lock, 360° installation, Wireless LAN unit lock	Quick Corner, Curved Surface Correction, Point Correction, Corner Wall, Geometry Correction Memory, Split Screen, Control Panel Lock, Content Playback, User's Logo, Auto Power On, Auto Source Search, A/V Mute Timer, Tiling, Geometry Correction, Edge Blending, Simple stacking, Simple blending, Padlock, Security cable hole, Kensington lock, 360° installation, Wireless LAN unit lock	4K enhancement, Quick Corner, Curved Surface Correction, Point Correction, Corner Wall, Geometry Correction Memory, Split Screen, Control Panel Lock, Content Playback, User's Logo, Auto Power On, Auto Source Search, A/V Mute Timer, Tiling, Geometry Correction, Edge Blending, Simple stacking, Simple blending, Padlock, Security cable hole, Kensington lock, 360° installation, Wireless LAN unit lock	Quick Corner, Curved Surface Correction, Point Correction, Corner Wall, Geometry Correction Memory, Split Screen, Control Panel Lock, Content Playback, User's Logo, Auto Power On, Auto Source Search, A/V Mute Timer, Tiling, Geometry Correction, Edge Blending, Simple stacking, Simple blending, Padlock, Security cable hole, Kensington lock, 360° installation, Wireless LAN unit lock
34 / 25	36 / 26	36 / 26	34 / 25
8.2	8.5	8.5	8.9
440 x 304 x 122	440 x 304 x 122	440 x 304 x 122	440 x 304 x 122
399W / 295W	450W / 330W	450W / 330W	399W / 295W
0.4W	0.4W	0.4W	0.4W
N/A	N/A	N/A	N/A
3 years	3 years	3 years	3 years
TBC	TBC	TBC	TBC





	Large meeting room		
Model	EB-L695SU	EB-L795SE	EB-L790SU
			
Resolution	WUXGA (1920 x 1200)	4KE (WUXGA)	WUXGA (1920 x 1200)
Native aspect	16:10	16:10	16:10
Colour Light Output (lumens) normal / eco	6,200 / 4340	7,000 / 4,900	7,000 / 4,900
Contrast ratio	Over 5,000,000:1	Over 5,000,000:1	Over 5,000,000:1
Lightsource	Laser	Laser	Laser
Lightsource life (hours) normal / eco	20,000 / 30,000	20,000 / 30,000	20,000 / 30,000
Throw ratio in native aspect	0.79 – 1.36:1	0.79 – 1.36:1	0.79 – 1.36:1
Scalable image size (diagonal)	60 – 400"	60 – 400"	60 – 400"
Zoom	x1.7	x1.7	x1.7
Vertical keystone	Manual ±30°	Manual ±30°	Manual ±30°
Horizontal keystone	Manual ±30°	Manual ±30°	Manual ±30°
Lens shift	± 50% Vertical ± 20% Horizontal	± 50% Vertical ± 20% Horizontal	± 50% Vertical ± 20% Horizontal
Speaker output	10W	10W	10W
Connectivity	HDMI in x2, HDBaseT, HDMI out, USB Type A, USB Type B, RS-232C, Screen Mirroring (Miracast)	HDMI in x2, HDBaseT, HDMI out, USB Type A, USB Type B, RS-232C, Screen Mirroring (Miracast)	HDMI in x2, HDBaseT, HDMI out, USB Type A, USB Type B, RS-232C, Screen Mirroring (Miracast)
Audio connectivity	Stereo mini out	Stereo mini out	Stereo mini out
Networking	LAN (RJ45), wireless LAN	LAN (RJ45), wireless LAN	LAN (RJ45), wireless LAN
Software solutions	Epson Projector Management, Epson iProjection (Windows/ Mac), Epson iProjection App for iOS, Android and Chromebook, Epson Projector Professional Tool, Epson Projector Content Manager, Epson Creative Projection, Epson Projector Config Tool	Epson Projector Management, Epson iProjection (Windows/ Mac), Epson iProjection App for iOS, Android and Chromebook, Epson Projector Professional Tool, Epson Projector Content Manager, Epson Creative Projection, Epson Projector Config Tool	Epson Projector Management, Epson iProjection (Windows/ Mac), Epson iProjection App for iOS, Android and Chromebook, Epson Projector Professional Tool, Epson Projector Content Manager, Epson Creative Projection, Epson Projector Config Tool
Other features	Quick Corner, Curved Surface Correction, Point Correction, Corner Wall, Geometry Correction Memory, Split Screen, Control Panel Lock, Content Playback, User's Logo, Auto Power On, Auto Source Search, A/V Mute Timer, Tiling, Geometry Correction, Edge Blending, Simple stacking, Simple blending, Padlock, Security cable hole, Kensington lock, 360° installation, Wireless LAN unit lock	4K enhancement, Quick Corner, Curved Surface Correction, Point Correction, Corner Wall, Geometry Correction Memory, Split Screen, Control Panel Lock, Content Playback, User's Logo, Auto Power On, Auto Source Search, A/V Mute Timer, Tiling, Geometry Correction, Edge Blending, Simple stacking, Simple blending, Padlock, Security cable hole, Kensington lock, 360° installation, Wireless LAN unit lock	Quick Corner, Curved Surface Correction, Point Correction, Corner Wall, Geometry Correction Memory, Split Screen, Control Panel Lock, Content Playback, User's Logo, Auto Power On, Auto Source Search, A/V Mute Timer, Tiling, Geometry Correction, Edge Blending, Simple stacking, Simple blending, Padlock, Security cable hole, Kensington lock, 360° installation, Wireless LAN unit lock
Noise (dB) normal / eco	34 / 25	36 / 26	36 / 26
Weight (kg)	8.9	9.3	9.2
Dimensions exc. feet (W x D x H mm)	440 x 304 x 122	440 x 304 x 122	440 x 304 x 122
Power consumption normal / eco	399W / 295W	450W / 330W	450W / 330W
Power consumption standby, comm. off	0.4W	0.4W	0.4W
Standard interchangeable lens included	N/A	N/A	N/A
Warranty	3 years	3 years	3 years
TCO Gen 9.0	TBC	TBC	TBC

Large meeting room




Lighting & signage

EB-L690SE	EB-L695SE	EV-110/EV-115	EB-L260F
			
4KE (WUXGA)	4KE (WUXGA)	WXGA (1280 x 800)	Full HD (1920 x 1080)
16:10	16:10	16:10	16:9 (supports 16:6 and 21:9)
6,000 / 4,200	6,000 / 4,200	2,200 / 1,100	4,600 / 3,200
Over 5,000,000:1	Over 5,000,000:1	Over 5,000,000:1	Over 5,000,000:1
Laser	Laser	Laser	Laser
20,000 / 30,000	20,000 / 30,000	20,000 / 30,000	20,000 / 30,000
0.5 – 0.7:1	0.5 – 0.7:1	1.38 – 2.19:1	1.32 – 2.12:1
100 – 500"	100 – 500"	30 – 150"	31 – 310"
x1.4	x1.4	Optical x1.6	x1.62
Manual ±30° Manual ±30°	Manual ±30° Manual ±30°	Manual ±45° Manual ±40°	Automatic ±30° Automatic ±30°
± 50% Vertical ± 20% Horizontal	± 50% Vertical ± 20% Horizontal	N/A	N/A
N/A	N/A	N/A	16W
HDMI in x2, HDBaseT, HDMI out, USB Type A, USB Type B, RS-232C	HDMI in x2, HDBaseT, HDMI out, USB Type A, USB Type B, RS-232C	SD card, HDMI in, USB Type A (for GPI function or 5V/2A power supply), USB Type B (for firmware updates)	VGA in, VGA out, HDMI x2, Composite, USB Type A x1, USB Type B, RS-232C, Screen Mirroring (Miracast)
Stereo mini out	Stereo mini out	Stereo mini out, Bluetooth	Stereo mini out, Stereo mini in (2x), RCA pair in, Microphone input
LAN (RJ45), optional wireless LAN	LAN (RJ45), optional wireless LAN	LAN (RJ45) and wireless LAN	LAN (RJ45), built-in wireless LAN unit
Epson Projector Management, Epson iProjection (Windows/Mac), Epson iProjection App for iOS, Android and Chromebook, Epson Projector Professional Tool, Epson Projector Content Manager, Epson Creative Projection, Epson Projector Config Tool	Epson Projector Management, Epson iProjection (Windows/Mac), Epson iProjection App for iOS, Android and Chromebook, Epson Projector Professional Tool, Epson Projector Content Manager, Epson Creative Projection, Epson Projector Config Tool	Epson iProjection (Windows/Mac), Epson iProjection App for iOS and Android, Epson Projector Management, Epson Projector Content Manager, Epson Creative Projection	Epson iProjection (Windows/Mac), Epson iProjection App for iOS, Android and Chromebook, Epson Projector Management, Epson Projector Content Manager, Epson Creative Projection for iOS
4K enhancement, Quick Corner, Curved Surface Correction, Point Correction, Corner Wall, Geometry Correction Memory, Split Screen, Control Panel Lock, Content Playback, User's Logo, Auto Power On, Auto Source Search, A/V Mute Timer, Tiling, Geometry Correction, Edge Blending, Simple stacking, Simple blending, Padlock, Security cable hole, Kensington lock, 360° installation, Wireless LAN unit lock	4K enhancement, Quick Corner, Curved Surface Correction, Point Correction, Corner Wall, Geometry Correction Memory, Split Screen, Control Panel Lock, Content Playback, User's Logo, Auto Power On, Auto Source Search, A/V Mute Timer, Tiling, Geometry Correction, Edge Blending, Simple stacking, Simple blending, Padlock, Security cable hole, Kensington lock, 360° installation, Wireless LAN unit lock	Constant brightness mode, Home screen, Schedule function, Auto source search, A/V mute, SD card playback for source free signage, Optional lighting track mount and floor stand, Edge blending, 360° installation, Built-in media player, GPI function	Optional mount, Edge blending, 16:6 display, Stream and share features, Screen sharing function (client), A/V mute, Copy OSD settings, Quick corner correction, PC-free presentation, Split screen up to 4 sources, Auto source search, Padlock, Security cable hole, Kensington lock, Password protection, Content playback, Floor & ceiling installation, lighting track installation
36 / 26	36 / 26	34 / 22	37 / 27
9.3	9.3	5.0	4.2
440 x 304 x 122	440 x 304 x 122	Projection unit 175 x 260 x 175 Power supply 361 x 110 x 65	325 x 299 x 90
415W / 303W	415W / 303W	149W / 122W	260W / 191W
0.4W	0.4W	0.4W	0.5W
N/A	N/A	N/A	N/A
3 years	3 years	5 years / 12,000hrs	5 years / 12,000hrs
TBC	TBC	No	Yes

	Lighting & Signage		
Model	EB-L265F	EB-770F	EB-775F
			
Resolution	Full HD (1920 x 1080)	Full HD (1920 x 1080)	Full HD (1920 x 1080)
Native aspect	16:9 (supports 16:6 and 21:9)	16:9	16:9
Colour Light Output (lumens) normal / eco	4,600 / 3,200	4,100 / 2,800	4,100 / 2,800
Contrast ratio	Over 5,000,000:1	Over 5,000,000:1	Over 5,000,000:1
Lightsources	Laser	Laser	Laser
Lightsources life (hours) normal / eco	20,000 / 30,000	20,000 / 30,000	20,000 / 30,000
Throw ratio in native aspect	1.32 – 2.12:1	0.25 – 0.35:1	0.25 – 0.35:1
Scalable image size (diagonal)	31 – 310"	60 – 150" / 16:9 aspect 56 – 140" / 16:6 aspect	60 – 150" / 16:9 aspect 56 – 140" / 16:6 aspect
Zoom	x1.62	Digital x1.35	Digital x1.35
Vertical keystone	Automatic ±30°	Manual ±3°	Manual ±3°
Horizontal keystone	Automatic ±30°	Manual ±3°	Manual ±3°
Lens shift	N/A	N/A	N/A
Speaker output	16W	16W	16W
Connectivity	VGA in, VGA out, HDMI x2, Composite, USB Type A x1, USB Type B, RS-232C, Screen Mirroring (Miracast)	VGA in x2, VGA out, HDMI x3, Composite, USB Type A x2 (5v/2A x1), USB Type B, RS-232C, Screen Mirroring (Miracast)	VGA in x2, VGA out, HDMI x3, Composite, USB Type A x2 (5v/2A x1), USB Type B, RS-232C, Screen Mirroring (Miracast), Wireless LAN
Audio connectivity	Stereo mini in x2, RCA pair in, Stereo mini out	Stereo mini in x3, Microphone stereo mini in, Stereo mini out	Stereo mini in x3, Stereo mini out
Networking	LAN (RJ45), built-in wireless LAN unit	LAN (RJ45) and wireless LAN unit	LAN (RJ45) and wireless LAN unit
Software solutions	Epson iProjection (Windows/Mac), Epson iProjection App for iOS, Android and Chromebook, Epson Projector Management, Epson Projector Content Manager, Epson Creative Projection for iOS	Epson iProjection (Windows/Mac), Epson iProjection App for iOS, Android and Chromebook, Epson Projector Management, Epson Content Manager, Epson Creative Projection for iOS	Epson iProjection (Windows/Mac), Epson iProjection App for iOS, Android and Chromebook, Epson Projector Management, Epson Content Manager, Epson Creative Projection for iOS
Other features	Optional mount, Edge blending, 16:6 display, Stream and share features, Screen sharing function (client), A/V mute, Copy OSD settings, Quick corner correction, PC-free presentation, Split screen up to 4 sources, Auto source search, Padlock, Security cable hole, Kensington lock, Password protection, Content playback, Floor & ceiling installation, lighting track installation	Optional mount, Edge blending, 16:6 display, Stream and share features, Screen sharing function (client), A/V mute, Copy OSD settings, Quick corner correction, PC-free presentation, Split screen up to 4 sources, Auto source search, Padlock, Security cable hole, Kensington lock, Wireless LAN unit lock, Password protection, Content playback, Ceiling install	Optional mount, Edge blending, 16:6 display, Stream and share features, Screen sharing function (client), A/V mute, Copy OSD settings, Quick corner correction, PC-free presentation, Split screen up to 4 sources, Auto source search, Padlock, Security cable hole, Kensington lock, Wireless LAN unit lock, Password protection, Content playback, Ceiling install
Noise (dB) normal / eco	37 / 27	37 / 27	37 / 27
Weight (kg)	4.2	5.9	5.9
Dimensions exc. feet (W x D x H mm)	325 x 299 x 90	356 x 395 x 133	356 x 395 x 133
Power consumption normal / eco	260W / 191W	263W / 199W	263W / 199W
Power consumption standby, comm. off	0.5W	0.5W	0.5W
Standard interchangeable lens included	N/A	N/A	N/A
Warranty	5 years / 12,000hrs	5 years / 12,000hrs	5 years / 12,000hrs
TCO Gen 9.0	Yes	Yes	Yes

Lighting & Signage		Installation	
EB-800F	EB-805F	EB-PU1006W	EB-PU1007W
			
Full HD (1366 x 768 x 2)	Full HD (1366 x 768 x 2)	WUXGA (1920 x 1200)	WUXGA (1920 x 1200)
16:9	16:9	16:10	16:10
5,000 / 3,500	5,000 / 3,500	6,000 / 4,200	7,000 / 4,900
Over 5,000,000:1	Over 5,000,000:1	Over 5,000,000:1	Over 5,000,000:1
Laser	Laser	Laser	Laser
20,000 / 30,000	20,000 / 30,000	20,000 / 30,000	20,000 / 30,000
0.27 – 0.37:1	0.27 – 0.37:1	1.44 – 2.32:1 ¹	1.44 – 2.32:1 ¹
65 – 130" / 16:9 aspect 61 – 120" / 16:6 aspect	65 – 130" / 16:9 aspect 61 – 120" / 16:6 aspect	50 – 1,000"	50 – 1,000"
Digital x1.35	Digital x1.35	Optical x1.6 ¹	Optical x1.6 ¹
Manual ±3° Manual ±3°	Manual ±3° Manual ±3°	Manual ±45° Manual ±30°	Manual ±45° Manual ±30°
N/A	N/A	± 67% Vertical ± 30% Horizontal ¹	± 67% Vertical ± 30% Horizontal ¹
2x 8W	2x 8W	N/A	N/A
VGA in x2, VGA out, HDMI in x3, HDMI out, Composite in, HDBaseT, RS-232, USB Type A x2, USB Type B	VGA in x2, VGA out, HDMI in x3, HDMI out, Composite in, HDBaseT, RS-232, USB Type A x2, USB Type B	HDMI in (HDCP 2.3), DVI in, HDBaseT, VGA in, RS-232C, USB Type A, USB Type B (Service only), Remote, NFC	HDMI in (HDCP 2.3), DVI in, HDBaseT, VGA in, RS-232C, USB Type A, USB Type B (Service only), Remote, NFC
Stereo mini in x2, Stereo mini out	Stereo mini in x2, Stereo mini out	Stereo mini out	Stereo mini out
LAN (RJ45) and optional wireless LAN unit	LAN (RJ45) and optional wireless LAN unit	LAN (RJ45) and optional wireless LAN unit	LAN (RJ45) and optional wireless LAN unit
Epson iProjection (Windows/Mac), Epson iProjection App for iOS, Android and Chromebook, Epson Projector Management, Epson Projector Content Manager, Epson Creative Projection	Epson iProjection (Windows/Mac), Epson iProjection App for iOS, Android and Chromebook, Epson Projector Management, Epson Projector Content Manager, Epson Creative Projection	Epson iProjection (Windows/Mac), Epson iProjection App for iOS, Android and Chromebook, Epson Projector Professional Tool, Epson Projector Management, Epson Projector Content Manager, Epson Creative Projection, Epson Projector Config Tool	Epson iProjection (Windows/Mac), Epson iProjection App for iOS, Android and Chromebook, Epson Projector Professional Tool, Epson Projector Management, Epson Projector Content Manager, Epson Creative Projection, Epson Projector Config Tool
16:6 display, Multi-projection via daisy chain, A/V mute, USB content playback for source-free signage, Edge blending, Point and Arc correction, Schedule function, Auto source search, Copy OSD settings, DICOM colour mode, Padlock, Security cable hole, Kensington lock, 360° installation, Optional wall mount	16:6 display, Multi-projection via daisy chain, A/V mute, USB content playback for source-free signage, Edge blending, Point and Arc correction, Schedule function, Auto source search, Copy OSD settings, DICOM colour mode, Padlock, Security cable hole, Kensington lock, 360° installation, Optional wall mount	4K enhancement, HDR support, Powered zoom, Focus and lens shift, Lens memory, Interchangeable lens options including zero offset UST lens, Optional camera, Portrait projection, 21:9 display, A/V mute, USB content playback for source-free signage, Edge blending, Point correction, Curved surface and corner wall correction, 360° installation	4K enhancement, HDR support, Powered zoom, Focus and lens shift, Lens memory, Interchangeable lens options including zero offset UST lens, Optional camera, Portrait projection, 21:9 display, A/V mute, USB content playback for source-free signage, Edge blending, Point correction, Curved surface and corner wall correction, 360° installation
36 / 27	36 / 27	30 / 28	33 / 29
9.2	9.2	15.4	16.3
458 x 210 x 375	458 x 210 x 375	545 x 436 x 164	545 x 436 x 164
366W / 262W	366W / 262W	367W / 310W	431W / 366W
0.5W	0.5W	0.5W	0.5W
N/A	N/A	No	No
5 years / 12,000hrs	5 years / 12,000hrs	3 years	3 years
No	No	No	No

¹ Lens not included. Specifications vary by lens. Please refer to lens specifications

	Installation		
Model	EB-PU1007B	EB-PU1008W	EB-PU1008B
			
Resolution	WUXGA (1920 x 1200)	WUXGA (1920 x 1200)	WUXGA (1920 x 1200)
Native aspect	16:10	16:10	16:10
Colour Light Output (lumens) normal / eco	7,000 / 4,900	8,500 / 5,950	8,500 / 5,950
Contrast ratio	Over 5,000,000:1	Over 5,000,000:1	Over 5,000,000:1
Lightsource	Laser	Laser	Laser
Lightsource life (hours) normal / eco	20,000 / 30,000	20,000 / 30,000	20,000 / 30,000
Throw ratio in native aspect	1.44 – 2.32:1 ¹	1.44 – 2.32:1 ¹	1.44 – 2.32:1 ¹
Scalable image size (diagonal)	50 – 1,000"	50 – 1,000"	50 – 1,000"
Zoom	Optical x1.6 ¹	Optical x1.6 ¹	Optical x1.6 ¹
Vertical keystone	Manual ±45°	Manual ±45°	Manual ±45°
Horizontal keystone	Manual ±30°	Manual ±30°	Manual ±30°
Lens shift	± 67% Vertical ± 30% Horizontal ¹	± 67% Vertical ± 30% Horizontal ¹	± 67% Vertical ± 30% Horizontal ¹
Speaker output	N/A	N/A	N/A
Connectivity	HDMI in (HDCP 2.3), DVI in, HDBaseT, VGA in, RS-232C, USB Type A, USB Type B (Service only), Remote, NFC	HDMI in (HDCP 2.3), DVI in, HDBaseT, VGA in, RS-232C, USB Type A, USB Type B (Service only), Remote, NFC	HDMI in (HDCP 2.3), DVI in, HDBaseT, VGA in, RS-232C, USB Type A, USB Type B (Service only), Remote, NFC
Audio connectivity	Stereo mini out	Stereo mini out	Stereo mini out
Networking	LAN (RJ45) and optional wireless LAN unit	LAN (RJ45) and optional wireless LAN unit	LAN (RJ45) and optional wireless LAN unit
Software solutions	Epson iProjection (Windows/Mac), Epson iProjection App for iOS, Android and Chromebook, Epson Projector Professional Tool, Epson Projector Management, Epson Projector Content Manager, Epson Creative Projection, Epson Projector Config Tool	Epson iProjection (Windows/Mac), Epson iProjection App for iOS, Android and Chromebook, Epson Projector Professional Tool, Epson Projector Management, Epson Projector Content Manager, Epson Creative Projection, Epson Projector Config Tool	Epson iProjection (Windows/Mac), Epson iProjection App for iOS, Android and Chromebook, Epson Projector Professional Tool, Epson Projector Management, Epson Projector Content Manager, Epson Creative Projection, Epson Projector Config Tool
Other features	4K enhancement, HDR support, Powered zoom, Focus and lens shift, Lens memory, Interchangeable lens options including zero offset UST lens, Optional camera, Portrait projection, 21:9 display, A/V mute, USB content playback for source-free signage, Edge blending, Point correction, Curved surface and corner wall correction, 360° installation	4K enhancement, HDR support, Powered zoom, Focus and lens shift, Lens memory, Interchangeable lens options including zero offset UST lens, Optional camera, Portrait projection, 21:9 display, A/V mute, USB content playback for source-free signage, Edge blending, Point correction, Curved surface and corner wall correction, 360° installation	4K enhancement, HDR support, Powered zoom, Focus and lens shift, Lens memory, Interchangeable lens options including zero offset UST lens, Optional camera, Portrait projection, 21:9 display, A/V mute, USB content playback for source-free signage, Edge blending, Point correction, Curved surface and corner wall correction, 360° installation
Noise (dB) normal / eco	33 / 29	35 / 30	35 / 30
Weight (kg)	16.3	16.3	16.3
Dimensions exc. feet (W x D x H mm)	545 x 436 x 164	545 x 436 x 164	545 x 436 x 164
Power consumption normal / eco	431W / 366W	535W / 452W	535W / 452W
Power consumption standby, comm. off	0.5W	0.5W	0.5W
Standard interchangeable lens included	No	No	No
Warranty	3 years	3 years	3 years
TCO Gen 9.0	No	No	No

¹ Lens not included. Specifications vary by lens. Please refer to lens specifications.

Installation

EB-PQ2008W



EB-PQ2008B



EB-PU2010W






EB-PU2010B



4K (3840 x 2160) ¹	4K (3840 x 2160) ¹	WUXGA (1920 x 1200)	WUXGA (1920 x 1200)
16:9	16:9	16:10	16:10
8,000 / 5,600	8,000 / 5,600	10,000 / 7,000	10,000 / 7,000
Over 5,000,000:1	Over 5,000,000:1	Over 5,000,000:1	Over 5,000,000:1
Laser	Laser	Laser	Laser
20,000 / 30,000	20,000 / 30,000	20,000 / 30,000	20,000 / 30,000
1.52 – 2.47:1 ²	1.52 – 2.47:1 ²	1.57 – 2.56:1 ²	1.57 – 2.56:1 ²
60 – 1,000° ²	60 – 1,000° ²	60 – 1,000° ²	60 – 1,000° ²
Optical x1.6 ²	Optical x1.6 ²	Optical x1.6 ²	Optical x1.6 ²
Manual ±45° Manual ±30°	Manual ±45° Manual ±30°	Manual ±45° Manual ±30°	Manual ±45° Manual ±30°
± 64% Vertical ± 16% Horizontal ²	± 64% Vertical ± 16% Horizontal ²	± 60% Vertical ± 18% Horizontal ²	± 60% Vertical ± 18% Horizontal ²
N/A	N/A	N/A	N/A
HDMI in x2, HDMI out, HDBaseT, RS-232C, USB Type A x2, USB Type B (Service only), Remote, NFC	HDMI in x2, HDMI out, HDBaseT, RS-232C, USB Type A x2, USB Type B (Service only), Remote, NFC	HDMI in (HDCP 2.3), DVI in, HDBaseT, SDI in, SDI out, VGA in, RS-232C, USB Type A, USB Type B (Service only), Remote, NFC	HDMI in (HDCP 2.3), DVI in, HDBaseT, SDI in, SDI out, VGA in, RS-232C, USB Type A, USB Type B (Service only), Remote, NFC
Stereo mini out	Stereo mini out	Stereo mini out	Stereo mini out
LAN (RJ45) and optional wireless LAN unit	LAN (RJ45) and optional wireless LAN unit	LAN (RJ45) and optional wireless LAN unit	LAN (RJ45) and optional wireless LAN unit
Epson iProjection (Windows/Mac), Epson iProjection App for iOS, Android and Chromebook, Epson Projector Professional Tool, Epson Projector Management, Epson Projector Content Manager, Epson Creative Projection, Epson Projector Config Tool	Epson iProjection (Windows/Mac), Epson iProjection App for iOS, Android and Chromebook, Epson Projector Professional Tool, Epson Projector Management, Epson Projector Content Manager, Epson Creative Projection, Epson Projector Config Tool	Epson iProjection (Windows/Mac), Epson iProjection App for iOS, Android and Chromebook, Epson Projector Professional Tool, Epson Projector Management, Epson Projector Content Manager, Epson Creative Projection, Epson Projector Config Tool	Epson iProjection (Windows/Mac), Epson iProjection App for iOS, Android and Chromebook, Epson Projector Professional Tool, Epson Projector Management, Epson Projector Content Manager, Epson Creative Projection, Epson Projector Config Tool
4K Crystal Motion, HDR support, Powered zoom, focus and lens shift, Lens memory, Interchangeable lens options including zero offset UST lens, Optional camera, Daisy chain multi- projection, Portrait projection, 21:9 display, A/V mute, USB content playback for source- free signage, Edge blending, Point correction, Curved surface and corner wall correction, 360° installation, Back up source function, 120Hz support	4K Crystal Motion, HDR support, Powered zoom, focus and lens shift, Lens memory, Interchangeable lens options including zero offset UST lens, Optional camera, Daisy chain multi- projection, Portrait projection, 21:9 display, A/V mute, USB content playback for source- free signage, Edge blending, Point correction, Curved surface and corner wall correction, 360° installation, Back up source function, 120Hz support	4K enhancement, HDR support, Powered zoom, Focus and lens shift, Lens memory, Interchangeable lens options including zero offset UST lens, Optional camera, Daisy chain multi-projection, Portrait projection, 21:9 display, A/V mute, USB content playback for source-free signage, Edge blending, Point correction, Curved surface and corner wall correction, 360° installation	4K enhancement, HDR support, Powered zoom, Focus and lens shift, Lens memory, Interchangeable lens options including zero offset UST lens, Optional camera, Daisy chain multi-projection, Portrait projection, 21:9 display, A/V mute, USB content playback for source-free signage, Edge blending, Point correction, Curved surface and corner wall correction, 360° installation
35 / 29	35 / 29	37 / 30	37 / 30
18.6	18.6	16.8	16.8
545 x 436 x 164	545 x 436 x 164	545 x 436 x 164	545 x 436 x 164
502W / 410W	502W / 410W	535W / 452W	535W / 452W
0.5W	0.5W	0.5W	0.5W
No	No	No	No
3 years	3 years	3 years	3 years
No	No	No	No

¹ Maximum physical resolution using 4K Crystal Motion technology.

² Lens not included. Specifications vary by lens. Please refer to lens specifications.

	Installation		
Model	EB-PQ2010W	EB-PQ2010B	EB-PU2113W
			
Resolution	4K (3840 x 2160) ¹	4K (3840 x 2160) ¹	WUXGA (1920 x 1200)
Native aspect	16:9	16:9	16:10
Colour Light Output (lumens) normal / eco	10,000 / 7,000	10,000 / 7,000	13,000 / 9,100
Contrast ratio	Over 5,000,000:1	Over 5,000,000:1	Over 5,000,000:1
Lightsource	Laser	Laser	Laser
Lightsource life (hours) normal / eco	20,000 / 30,000	20,000 / 30,000	20,000 / 30,000
Throw ratio in native aspect	1.52 – 2.47:1 ²	1.52 – 2.47:1 ²	1.57 – 2.56:1 ²
Scalable image size (diagonal)	60 – 1,000* ²	60 – 1,000* ²	60 – 1,000* ²
Zoom	Optical x1.6 ²	Optical x1.6 ²	Optical x1.6 ²
Vertical keystone	Manual ±45°	Manual ±45°	Manual ±45°
Horizontal keystone	Manual ±30°	Manual ±30°	Manual ±30°
Lens shift	± 64% Vertical ± 16% Horizontal ²	± 64% Vertical ± 16% Horizontal ²	± 60% Vertical ± 18% Horizontal ²
Speaker output	N/A	N/A	N/A
Connectivity	HDMI in x2, HDMI out, 12G-SDI in, 12G-SDI out, HDBaseT, RS-232C, USB Type A x2, USB Type B (Service only), Remote, NFC	HDMI in x2, HDMI out, 12G-SDI in, 12G-SDI out, HDBaseT, RS-232C, USB Type A x2, USB Type B (Service only), Remote, NFC	HDMI in (HDCP 2.3), DVI in, HDBaseT, VGA in, RS-232C, USB Type A x2, USB Type B (Service only), Remote, NFC
Audio connectivity	Stereo mini out	Stereo mini out	Stereo mini out
Networking	LAN (RJ45) and optional wireless LAN unit	LAN (RJ45) and optional wireless LAN unit	LAN (RJ45) and optional wireless LAN unit
Software solutions	Epson iProjection (Windows/Mac), Epson iProjection App for iOS, Android and Chromebook, Epson Projector Professional Tool, Epson Projector Management, Epson Projector Content Manager, Epson Creative Projection, Epson Projector Config Tool	Epson iProjection (Windows/Mac), Epson iProjection App for iOS, Android and Chromebook, Epson Projector Professional Tool, Epson Projector Management, Epson Projector Content Manager, Epson Creative Projection, Epson Projector Config Tool	Epson iProjection (Windows/Mac), Epson iProjection App for iOS, Android and Chromebook, Epson Projector Professional Tool, Epson Projector Management, Epson Projector Content Manager, Epson Creative Projection, Epson Projector Config Tool
Other features	4K Crystal Motion, HDR support, Powered zoom, focus and lens shift, Lens memory, Interchangeable lens options including zero offset UST lens, Optional camera, Daisy chain multi-projection, Portrait projection, 21:9 display, A/V mute, USB content playback for source-free signage, Edge blending, Point correction, Curved surface and corner wall correction, 360° installation, Back up source function, 120Hz support	4K Crystal Motion, HDR support, Powered zoom, focus and lens shift, Lens memory, Interchangeable lens options including zero offset UST lens, Optional camera, Daisy chain multi-projection, Portrait projection, 21:9 display, A/V mute, USB content playback for source-free signage, Edge blending, Point correction, Curved surface and corner wall correction, 360° installation, Back up source function, 120Hz support	4K enhancement, HDR support, Powered zoom, Focus and lens shift, Lens memory, Interchangeable lens options including zero offset UST lens, Optional camera, Portrait projection, 21:9 display, A/V mute, USB content playback for source-free signage, Edge blending, Point correction, Curved surface and corner wall correction, 360° installation, IP5X certified ³
Noise (dB) normal / eco	39 / 29	39 / 29	34 / 29
Weight (kg)	18.8	18.8	23.8
Dimensions exc. feet (W x D x H mm)	545 x 436 x 164	545 x 436 x 164	586 x 492 x 185
Power consumption normal / eco	613W / 483W	613W / 483W	864W / 633W
Power consumption standby, comm. off	0.5W	0.5W	0.5W
Standard interchangeable lens included	No	No	No
Warranty	3 years	3 years	3 years
TCO Gen 9.0	No	No	No

¹ Maximum physical resolution using 4K Crystal Motion technology.

² Lens not included. Specifications vary by lens. Please refer to lens specifications.

³ IP5X certified in accordance with IEC Standard 60529. The IP5X certification is applied to the optical engine and light source module.

Installation

EB-PU2213B



EB-PQ2213B



EB-PU2116W



EB-PU2216B






WUXGA (1920 x 1200)	4K (3840 x 2160) ¹	WUXGA (1920 x 1200)	WUXGA (1920 x 1200)
16:10	16:9	16:10	16:10
13,000 / 9,100	13,000 / 9,100	16,000 / 11,200	16,000 / 11,200
Over 5,000,000:1	Over 5,000,000:1	Over 5,000,000:1	Over 5,000,000:1
Laser	Laser	Laser	Laser
20,000 / 30,000	20,000 / 30,000	20,000 / 30,000	20,000 / 30,000
1.57 – 2.56:1 ²	1.52 – 2.47:1 ²	1.57 – 2.56:1 ²	1.57 – 2.56:1 ²
60 – 1,000* ²	60 – 1,000* ²	60 – 1,000* ²	60 – 1,000* ²
Optical x1.6 ²	Optical x1.6 ²	Optical x1.6 ²	Optical x1.6 ²
Manual ±45° Manual ±30°	Manual ±45° Manual ±30°	Manual ±45° Manual ±30°	Manual ±45° Manual ±30°
± 60% Vertical ± 18% Horizontal ²	± 64% Vertical ± 16% Horizontal ²	± 60% Vertical ± 18% Horizontal ²	± 60% Vertical ± 18% Horizontal ²
N/A	N/A	N/A	N/A
HDMI in (HDCP 2.3), DVI in, HDBaseT, SDI in, SDI out, VGA in, RS-232C, USB Type A x2, USB Type B (Service only), Remote, NFC	HDMI in x2, HDMI out, 12G-SDI in, 12G-SDI out, HDBaseT, RS-232C, USB Type A x2, USB Type B (Service only), Remote, NFC	HDMI in (HDCP 2.3), DVI in, HDBaseT, VGA in, RS-232C, USB Type A x2, USB Type B (Service only), Remote, NFC	HDMI in (HDCP 2.3), DVI in, HDBaseT, SDI in, SDI out, VGA in, RS-232C, USB Type A x2, USB Type B (Service only), Remote, NFC
Stereo mini out	Stereo mini out	Stereo mini out	Stereo mini out
LAN (RJ45) and optional wireless LAN unit	LAN (RJ45) and optional wireless LAN unit	LAN (RJ45) and optional wireless LAN unit	LAN (RJ45) and optional wireless LAN unit
Epson iProjection (Windows/Mac), Epson iProjection App for iOS, Android and Chromebook, Epson Projector Professional Tool, Epson Projector Management, Epson Projector Content Manager, Epson Creative Projection, Epson Projector Config Tool	Epson iProjection (Windows/Mac), Epson iProjection App for iOS, Android and Chromebook, Epson Projector Professional Tool, Epson Projector Management, Epson Projector Content Manager, Epson Creative Projection, Epson Projector Config Tool	Epson iProjection (Windows/Mac), Epson iProjection App for iOS, Android and Chromebook, Epson Projector Professional Tool, Epson Projector Management, Epson Projector Content Manager, Epson Creative Projection, Epson Projector Config Tool	Epson iProjection (Windows/Mac), Epson iProjection App for iOS, Android and Chromebook, Epson Projector Professional Tool, Epson Projector Management, Epson Projector Content Manager, Epson Creative Projection, Epson Projector Config Tool
4K enhancement, HDR support, Powered zoom, Focus and lens shift, Lens memory, Interchangeable lens options including zero offset UST lens, Optional camera, Daisy chain multi-projection, Mechanical shutter, Portrait projection, 21:9 display, A/V mute, USB content playback for source-free signage, Edge blending, Point correction, Curved surface and corner wall correction, 360° installation, IP5X certified ³	4K Crystal Motion, HDR support, Powered zoom, focus and lens shift, Lens memory, Interchangeable lens options including zero offset UST lens, Optional camera, Daisy chain multi-projection, Portrait projection, Mechanical shutter, 21:9 display, A/V mute, USB content playback for source-free signage, Edge blending, Point correction, Curved surface and corner wall correction, 360° installation, IP5X certified ³ , Back up source function, 120Hz support	4K enhancement, HDR support, Powered zoom, Focus and lens shift, Lens memory, Interchangeable lens options including zero offset UST lens, Optional camera, Portrait projection, 21:9 display, A/V mute, USB content playback for source-free signage, Edge blending, Point correction, Curved surface and corner wall correction, 360° installation, IP5X certified ³	4K enhancement, HDR support, Powered zoom, Focus and lens shift, Lens memory, Interchangeable lens options including zero offset UST lens, Optional camera, Daisy chain multi-projection, Mechanical shutter, Portrait projection, 21:9 display, A/V mute, USB content playback for source-free signage, Edge blending, Point correction, Curved surface and corner wall correction, 360° installation, IP5X certified ³
34 / 29	37 / 34	38 / 34	38 / 34
23.7	28.8	24.3	24.2
586 x 492 x 185	586 x 492 x 185	586 x 492 x 185	586 x 492 x 185
864W / 633W	925W / 666W	1083W / 773W	1083W / 773W
0.5W	0.5W	0.5W	0.5W
No	No	No	No
3 years	3 years	3 years	3 years
No	No	No	No

¹ Maximum physical resolution using 4K Crystal Motion technology.

² Lens not included. Specifications vary by lens. Please refer to lens specifications.





³ IP5X certified in accordance with IEC Standard 60529. The IP5X certification is applied to the optical engine and light source module.

	Installation		
Model	EB-PQ2216W	EB-PQ2216B	EB-PU2120W
			
Resolution	4K (3840 x 2160) ¹	4K (3840 x 2160) ¹	WUXGA (1920 x 1200)
Native aspect	16:9	16:9	16:10
Colour Light Output (lumens) normal / eco	16,000 / 11,200	16,000 / 11,200	20,000 / 14,000
Contrast ratio	Over 5,000,000:1	Over 5,000,000:1	Over 5,000,000:1
Lightsources	Laser	Laser	Laser
Lightsources life (hours) normal / eco	20,000 / 30,000	20,000 / 30,000	20,000 / 30,000
Throw ratio in native aspect	1.52 – 2.47:1 ²	1.52 – 2.47:1 ²	1.57 – 2.56:1 ²
Scalable image size (diagonal)	60 – 1,000* ²	60 – 1,000* ²	60 – 1,000* ²
Zoom	Optical x1.6 ²	Optical x1.6 ²	Optical x1.6 ²
Vertical keystone	Manual ±45°	Manual ±45°	Manual ±45°
Horizontal keystone	Manual ±30°	Manual ±30°	Manual ±30°
Lens shift	± 64% Vertical ± 16% Horizontal ²	± 64% Vertical ± 16% Horizontal ²	± 60% Vertical ± 18% Horizontal ²
Speaker output	N/A	N/A	N/A
Connectivity	HDMI in x2, HDMI out, 12G-SDI in, 12G-SDI out, HDBaseT, RS-232C, USB Type A x2, USB Type B (Service only), Remote, NFC	HDMI in x2, HDMI out, 12G-SDI in, 12G-SDI out, HDBaseT, RS-232C, USB Type A x2, USB Type B (Service only), Remote, NFC	HDMI in (HDCP 2.3), DVI in, HDBaseT, VGA in, RS-232C, USB Type A x2, USB Type B (Service only), Remote, NFC
Audio connectivity	Stereo mini out	Stereo mini out	Stereo mini out
Networking	LAN (RJ45) and optional wireless LAN unit	LAN (RJ45) and optional wireless LAN unit	LAN (RJ45) and optional wireless LAN unit
Software solutions	Epson iProjection (Windows/Mac), Epson iProjection App for iOS, Android and Chromebook, Epson Projector Professional Tool, Epson Projector Management, Epson Projector Content Manager, Epson Creative Projection, Epson Projector Config Tool	Epson iProjection (Windows/Mac), Epson iProjection App for iOS, Android and Chromebook, Epson Projector Professional Tool, Epson Projector Management, Epson Projector Content Manager, Epson Creative Projection, Epson Projector Config Tool	Epson iProjection (Windows/Mac), Epson iProjection App for iOS, Android and Chromebook, Epson Projector Professional Tool, Epson Projector Management, Epson Projector Content Manager, Epson Creative Projection, Epson Projector Config Tool
Other features	4K Crystal Motion, HDR support, Powered zoom, focus and lens shift, Lens memory, Interchangeable lens options including zero offset UST lens, Optional camera, Daisy chain multi-projection, Portrait projection, Mechanical shutter, 21:9 display, A/V mute, USB content playback for source-free signage, Edge blending, Point correction, Curved surface and corner wall correction, 360° installation, IP5X certified ³ , Back up source function, 120Hz support	4K Crystal Motion, HDR support, Powered zoom, focus and lens shift, Lens memory, Interchangeable lens options including zero offset UST lens, Optional camera, Daisy chain multi-projection, Portrait projection, Mechanical shutter, 21:9 display, A/V mute, USB content playback for source-free signage, Edge blending, Point correction, Curved surface and corner wall correction, 360° installation, IP5X certified ³ , Back up source function, 120Hz support	4K enhancement, HDR support, Powered zoom, Focus and lens shift, Lens memory, Interchangeable lens options including zero offset UST lens, Optional camera, Portrait projection, 21:9 display, A/V mute, USB content playback for source-free signage, Edge blending, Point correction, Curved surface and corner wall correction, 360° installation, IP5X certified ³
Noise (dB) normal / eco	44 / 36	44 / 36	45 / 37
Weight (kg)	29.2	29.2	24.4
Dimensions exc. feet (W x D x H mm)	586 x 492 x 185	586 x 492 x 185	586 x 492 x 185
Power consumption normal / eco	1114W / 784W	1114W / 784W	1301W / 899W
Power consumption standby, comm. off	0.5W	0.5W	0.5W
Standard interchangeable lens included	No	No	No
Warranty	3 years	3 years	3 years
TCO Gen 9.0	No	No	No

¹ Maximum physical resolution using 4K Crystal Motion technology.




² Lens not included. Specifications vary by lens. Please refer to lens specifications.





³ IP5X certified in accordance with IEC Standard 60529. The IP5X certification is applied to the optical engine and light source module.




Installation			Home
EB-PU2220B	EB-PQ2220B	EB-L30000U	EH-TW6250
			
WUXGA (1920 x 1200)	4K (3840 x 2160) ¹	WUXGA (1920 x 1200)	4K PRO-UHD
16:10	16:9	16:10	16:9
20,000 / 14,000	20,000 / 14,000	30,000 / 21,000	2,800 / 1,900
Over 5,000,000:1	Over 5,000,000:1	Over 5,000,000:1	35,000:1
Laser	Laser	Laser	Lamp
20,000 / 30,000	20,000 / 30,000	20,000 / 30,000	4,500 / 7,500
1.57 – 2.56:1 ²	1.52 – 2.47:1 ²	1.74 – 2.35:1 ²	1.32 – 2.15:1
60 – 1,000° ²	60 – 1,000° ²	100 – 1,000° ²	40 – 500°
Optical x1.6 ²	Optical x1.6 ²	Optical x1.4 ²	Optical x1.6
Manual ±45° Manual ±30°	Manual ±45° Manual ±30°	Manual ±45° Manual ±30°	Automatic ±30° Manual ±30°
± 60% Vertical ± 18% Horizontal ²	± 64% Vertical ± 16% Horizontal ²	± 65% Vertical ± 30% Horizontal ²	± 60% Vertical
N/A	N/A	N/A	10W Mono
HDMI in (HDCP 2.3), DVI in, HDBaseT, SDI in, SDI out, VGA in, RS-232C, USB Type A x2, USB Type B (Service only), Remote, NFC	HDMI in x2, HDMI out, 12G-SDI in, 12G-SDI out, HDBaseT, RS-232C, USB Type A x2, USB Type B (Service only), Remote, NFC	VGA in, VGA out, DVI in, BNC in, HDBaseT, HD-SDI, HDMI (HDCP 2.2)	USB 2.0 Type Mini-B (Service Only), Wireless LAN IEEE 802.11a/b/g/n/ac, Jack plug out, HDMI (HDCP 2.3)
Stereo mini out	Stereo mini out	N/A	Stereo mini jack, Bluetooth via Android TV
LAN (RJ45) and optional wireless LAN unit	LAN (RJ45) and optional wireless LAN unit	LAN (RJ45) and optional wireless LAN unit	Via Android TV device
Epson iProjection (Windows/Mac), Epson iProjection App for iOS, Android and Chromebook, Epson Projector Professional Tool, Epson Projector Management, Epson Projector Content Manager, Epson Creative Projection, Epson Projector Config Tool	Epson iProjection (Windows/Mac), Epson iProjection App for iOS, Android and Chromebook, Epson Projector Professional Tool, Epson Projector Management, Epson Projector Content Manager, Epson Creative Projection, Epson Projector Config Tool	Epson Projector Management, Epson iProjection (Windows/Mac), Epson iProjection App for iOS and Android, Epson Projector Professional Tool	N/A
4K enhancement, HDR support, Powered zoom, Focus and lens shift, Lens memory, Interchangeable lens options including zero offset UST lens, Optional camera, Daisy chain multi-projection, Portrait projection, Mechanical shutter, 21:9 display, A/V mute, USB content playback for source-free signage, Edge blending, Point correction, Curved surface and corner wall correction, 360° installation, IP5X certified ³	4K Crystal Motion, HDR support, Powered zoom, focus and lens shift, Lens memory, Interchangeable lens options including zero offset UST lens, Optional camera, Daisy chain multi-projection, Portrait projection, Mechanical shutter, 21:9 display, A/V mute, USB content playback for source-free signage, Edge blending, Point correction, Curved surface and corner wall correction, 360° installation, IP5X certified ³ , Back up source function, 120Hz support	Fully sealed optical system, Interchangeable lens options, Powered zoom, Focus and lens shift, Lens memory, Integrated camera for colour calibration, 4K enhancement, 360° installation, Edge blending, Portrait projection, Epson Projector Professional Tool. Also available in white (EB-L30002U)	4K enhancement, Android TV, Automatic keystone correction, Built-in speaker, Game mode, Horizontal and vertical keystone correction, Long lamp life, Quick Corner, HDR10, Kensington lock
45 / 37	48 / 39	49 / 41	36 / 28
24.4	29.2	63.8	4.1
586 x 492 x 185	586 x 492 x 185	790 x 710 x 299	333 x 275 x 131
1301W / 899W	1431W / 975W	2,325W / 1,511W	301W / 231W
0.5W	0.5W	0.5W	0.4W
No	No	No	N/A
3 years	3 years	5 years / 20,000hrs	24 months / 3,000hrs carry-in
No	No	No	No

¹ Maximum physical resolution using 4K Crystal Motion technology.
² Lens not included. Specifications vary by lens. Please refer to lens specifications.
³ IP5X certified in accordance with IEC Standard 60529. The IP5X certification is applied to the optical engine and light source module.

29

	Home		
Model	EH-TW7000	EH-TW7100	EH-LS650W/ EH-LS650B
			
Resolution	4K PRO-UHD	4K PRO-UHD	4K PRO-UHD
Native aspect	16:9	16:9	16:9
Colour Light Output (lumens) normal / eco	3,000 / 2,000	3,000 / 2,000	3,600 / 1,800
Contrast ratio	40,000:1	100,000:1	2,500,000:1
Lightsource	Lamp	Lamp	Laser
Lightsource life (hours) normal / eco	3,500 / 5,000	3,500 / 5,000	20,000 / 20,000
Throw ratio in native aspect	1.32 – 2.15:1	1.32 – 2.15:1	0.25 – 0.62:1
Scalable image size (diagonal)	40 – 500"	40 – 500"	60 – 120"
Zoom	Optical x1.62	Optical x1.6	Digital x2.5
Vertical keystone	Manual ±30°	Manual ±30°	N/A
Horizontal keystone	Manual ±30°	Manual ±30°	
Lens shift	± 60% Vertical ± 24% Horizontal	± 60% Vertical ± 24% Horizontal	N/A
Speaker output	N/A	10W	Sound by YAMAHA 2.1ch 20W
Connectivity	HDMI in (x2), USB 2.0 Type A x2, USB 2.0 Type Mini-B	HDMI in (x2), USB 2.0 Type A x2, USB 2.0 Type Mini-B	USB 2.0-A (3x), USB 2.0 Type B (Service Only), Wireless LAN IEEE 802.11a/b/g/n/ac, Bluetooth, Optical Audio Out, HDMI eARC, HDMI (HDCP 2.3) (2x)
Audio connectivity	Stereo mini jack, AtpX Bluetooth (SCMS-T)	Stereo mini jack, AtpX Bluetooth (SCMS-T)	HDMI eARC, Stereo mini jack, Optical Audio Out, Bluetooth via Android TV
Networking	Wireless LAN adapter - sold separately	Wireless LAN adapter - sold separately	Via Android TV device
Software solutions	Epson iProjection (Windows/Mac), Epson iProjection App for iOS and Android	Epson iProjection (Windows/Mac), Epson iProjection App for iOS and Android	Epson Setting Assistant
Other features	4K enhancement, 3D depth adjustment, Frame interpolation, Quick corner, HDR10, Kensington lock	4K enhancement, 3D depth adjustment, Frame interpolation, Quick corner, HDR10, Kensington lock	4K enhancement, Android TV, Auto Power On, Auto source search, Built-in speaker, Chromecast, Digital zoom, Frame interpolation, Long light source life, Quick Corner, Kensington lock, HDR10, Sound by Yamaha
Noise (dB) normal / eco	32 / 24	32 / 24	36 / 23
Weight (kg)	6.6	6.9	7.4
Dimensions exc. feet (W x D x H mm)	410 x 310 x 157	410 x 310 x 157	467 x 400 x 153
Power consumption normal / eco	368W / 280W	387W / 297W	264W / 178W
Power consumption standby, comm. off	0.5W	0.5W	2W
Standard interchangeable lens included	N/A	N/A	N/A
Warranty	24 months / 3,000hrs carry-in	24 months / 3,000hrs carry-in	60 months / 12,000hrs carry-in
TCO Gen 9.0	No	No	No

Home	Professional home		
EH-LS800W/ EH-LS800B	EH-QS100W/ EH-QS100B	EH-LS11000W	EH-LS12000B
			
4K PRO-UHD	4K PRO-UHD	4K (3840 x 2160)	4K (3840 x 2160)
16:9	16:9	16:9	16:9
4,000 / 2,000	4,500 / 2,250	2,500 / 1,000	2,700 / 1,000
2,500,000:1	Over 5,000,000:1	2,500,000:1	2,500,000:1
Laser	Laser	Laser	Laser
20,000 / 20,000	20,000 / 20,000	20,000 / 20,000	20,000 / 20,000
0.16 – 0.40:1	0.16 – 0.40:1	1.35 – 2.84:1	1.35 – 2.84:1
80 – 150"	80 – 160"	50 – 300"	50 – 300"
Digital x2.5	Digital x1.35	Motorised optical x2.1	Motorised optical x2.1
N/A	N/A	Manual ± 30° Manual ± 30°	Manual ± 30° Manual ± 30°
N/A	N/A	Powered ± 96.3% Vertical Powered ± 47.1% Horizontal	Powered ± 96.3% Vertical Powered ± 47.1% Horizontal
Sound by YAMAHA 2.1ch 20W	N/A	N/A	N/A
USB 2.0-A (3x), USB 2.0 Type Mini-B (Service Only), Wireless LAN IEEE 802.11a/b/g/n/ac, Jack plug out, Bluetooth, Optical Audio Out, HDMI ARC, HDMI (HDCP 2.3) (3x)	HDMI x 2 (1 x eARC/ARC), 1.1 Type A, 2.0 Type Mini-B; RS-232C, RJ45, HDMI (HDCP 2.3)	USB 1.1 Type A (2x), USB 2.0 Type Mini-B, RS-232C, RJ45, Trigger out, HDMI ARC/eARC, HDMI (HDCP 2.3) (2x)	USB 1.1 Type A (2x), USB 2.0 Type Mini-B, RS-232C, RJ45, Trigger out, HDMI ARC/eARC, HDMI (HDCP 2.3) (2x)
HDMI ARC, Stereo mini jack, Optical Audio Out, Bluetooth via Android TV	HDMI ARC, eARC	HDMI ARC, eARC	HDMI ARC, eARC
Via Android TV device	LAN (RJ45)	LAN (RJ45)	LAN (RJ45)
Epson iProjection (Windows/Mac), Epson iProjection App for iOS and Android	Epson Projector Content Manager, Epson Setting Assistant	N/A	N/A
4K enhancement, Android TV, Auto Power On, Auto source search, Built-in speaker, Chromecast, Digital zoom, Frame interpolation, Long light source life, Quick Corner, Kensington lock, Sound by Yamaha	4K enhancement, Auto Power On, Auto source search, Digital zoom, Frame interpolation, long light source, quick corner, HDR10, Dynamic Tone Mapping, ALLM, IP control	4K enhancement, A/V mute, Digital zoom, Frame interpolation, Horizontal and vertical keystone correction, ISF certification, Instant on/off, Lens position memory, Long light source life, Quick Corner, Super resolution, HDR10+, IP control	4K enhancement, A/V mute, Digital zoom, Frame interpolation, Horizontal and vertical keystone correction, ISF certification, Instant on/off, Lens position memory, Long light source life, Quick Corner, Super resolution, HDR10+, IP control
32 / 19	34 / 20	30 / 22	30 / 22
12.3	12	12.7	12.7
695 x 341 x 156	695 x 341 x 156	520 x 447 x 192.7	520 x 447 x 192.7
350W / 217W	333W / 212W	302W / 198W	302W / 198W
2W	2W	2W	2W
N/A	N/A	N/A	N/A
60 months / 12,000hrs carry-in	60 months / 12,000hrs carry-in	60 months / 12,000hrs carry-in	60 months / 12,000hrs carry-in
No	No	No	No

	Professional home		
Model	EH-QB1000W/ EH-QB1000B	EH-QL3000W/ EH-QL3000B	EH-QL7000W/ EH-QL7000B
			
Resolution	4K (3840 x 2160)	4K (3840 x 2160)	4K (3840 x 2160)
Native aspect	16:9	16:9	16:9
Colour Light Output (lumens) normal / eco	3,300 / 1,200	6,000 / NA	10,000 / NA
Contrast ratio	Over 5,000,000:1	Over 5,000,000:1	Over 5,000,000:1
Lightsource	Laser	Laser	Laser
Lightsource life (hours) normal / eco	20,000 / 20,000	20,000 / 20,000	20,000 / 20,000
Throw ratio in native aspect	1.35 – 2.84:1	1.52 – 2.47:1 ¹	1.52 – 2.47:1 ¹
Scalable image size (diagonal)	50 – 300"	60 – 1000"	60 – 1000"
Zoom	Motorised optical x2.1	Motorised optical x1.6 ¹	Motorised optical x1.6 ¹
Vertical keystone Horizontal keystone	Manual ± 30° Manual ± 30°	Manual ± 45° Manual ± 30°	Manual ± 45° Manual ± 30°
Lens shift	Powered ± 96.3% Vertical Powered ± 47.1% Horizontal	Powered ± 64% Vertical Powered ± 16% Horizontal ¹	Powered ± 64% Vertical Powered ± 16% Horizontal ¹
Speaker output	N/A	N/A	N/A
Connectivity	USB 1.1 Type A (2x), USB 2.0 Type Mini-B, RS-232C, RJ45, Trigger out, HDMI ARC/eARC, HDMI (HDCP 2.3) (2x)	USB 1.1 Type A (2x), USB 2.0 Type Mini-B, RS-232C, RJ45, Audio out, HDMI (HDCP 2.3) (2x)	USB 1.1 Type A (2x), USB 2.0 Type Mini-B, RS-232C, RJ45, Audio out, HDMI (HDCP 2.3) (2x)
Audio connectivity	HDMI ARC, eARC	Stereo mini jack	Stereo mini jack
Networking	LAN (RJ45)	LAN (RJ45)	LAN (RJ45)
Software solutions	N/A	Epson iProjection, Epson Projector Content Manager, Epson Creative Projection	Epson iProjection, Epson Projector Content Manager, Epson Creative Projection
Other features	4K enhancement, A/V mute, Digital zoom, Frame interpolation, Horizontal and vertical keystone correction, ISF certification, Instant on/off, Lens position memory, Long light source life, Quick Corner, Super resolution, HDR10+ Dynamic Tone Mapping, ALLM, IP control	4K enhancement, A/V mute, Digital zoom, Frame interpolation, Horizontal and vertical keystone correction, ISF certification, Instant on/off, Lens position memory, Long light source life, Quick Corner, Super resolution, HDR10 Dynamic Tone Mapping, ALLM, IP control	4K enhancement, A/V mute, Digital zoom, Frame interpolation, Horizontal and vertical keystone correction, ISF certification, Instant on/off, Lens position memory, Long light source life, Quick Corner, Super resolution, HDR10 Dynamic Tone Mapping, ALLM, IP control
Noise (dB) normal / eco	32 / 22	28 / 26	33 / 26
Weight (kg)	12.8	21.1	21.1
Dimensions exc. feet (W x D x H mm)	520 x 447 x 193	568 x 568 x 192	568 x 568 x 192
Power consumption normal / eco	328W / 200W	437W / 346W	612W / 318W
Power consumption standby, comm. off	2W	2W	2W
Standard interchangeable lens included	N/A	No	No
Warranty	60 months / 12,000hrs carry-in	60 months / 12,000hrs carry-in	60 months / 12,000hrs carry-in
TCO Gen 9.0	No	No	No

¹ Lens not included. Specifications vary by lens. Please refer to lens specifications.



EpiqVision

Mini laser projection TV

Project in any direction and on to almost any surface with the EF-21 and 22 Series, Epson's smallest laser projectors. These mini laser projectors are sleek and sophisticated in design, are easy to use and come with a range of smart connectivity solutions.

Epson's smallest consumer laser projector range

Modern and contemporary design with stand (EF-22 only)

High colour light output of 1,000 lumens

Images appear more vivid and bright with Epson's 3LCD technology

Laser light source provides up to 10 years of entertainment⁶

Project in any direction

Smart home entertainment with Google TV™

2x 5W speaker with automatic keystone

Easy set up with automatic keystone and roll correction

Automatic obstacle avoidance, screen fit and smart eye protection

5 year warranty⁷

Google TV is the name of this device's software experience and a trademark of Google LLC. Google, Android TV, YouTube, Google Cast, and other marks are trademarks of Google LLC. Some apps, content, and/or features may not be available in all countries. Subject to availability.



Model specific options



Mobile A/V Cabinet

The ELPCS01 is an elegant solution designed and built by Epson specifically for the EB-810E and EB-815E (separately purchased), offering the convenience and flexibility of a mobile high-quality display of up to 160", which is easy to move and set up wherever it is needed.



Ultra short throw and short throw wall mounts

ELPMB62 for the EB-1485Fi, EB-760W, EB-760Wi, EB-770F, EB-770Fi, EB-775F, EB-800F and EB-805F.

ELPMB64 for the EB-L210SW and EB-L210SF.

ELPMB75 for the EB-810E.
ELPMB87 for the EB-815E.



Finger Touch Unit

ELPFT01 for the EB-760Wi and EB-770Fi.



Finger Touch Unit bracket

ELPMB63 for attaching the ELPFT01 directly to the wall - optional usage depending on installation.



Stacking and rigging frames

ELPMB52, ELPMB59, ELPMB76, ELPMB84

Specialist frames designed for the EB-PU, EB-PQ and EB-L3000U products for portrait projection, projector stacking and rigging.

A range of supporting options are also available.



ELPEC01 Camera unit

Optional external camera module designed for the EB-PU and EB-PQ Series and ELPLX Series ultra-short-throw lenses.

Unlock advanced features such as colour calibration, simple stacking, simple blending and the camera assist function for curved surfaces.




ELPAF63 External air filter

Optional external air filter designed for the EB-PU1000 and selected EB-PQ2000 Series models. This filter extends the dust resistance and minimises maintenance intervals, even when used in high dust environments.



EH-QL Series options

Vanity board – Champagne ELPVB05.



UST lens cover – White ELPVB02W; Black ELPVB03B; Champagne ELPVB04C.

Complementary solutions

Wireless presentation systems



ELPWP10 / ELPWP20

Epson's wireless presentation systems make it easy for you to share your screen and increase your productivity.

Automatic start-up

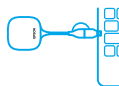
Epson display solutions automatically turn on when the transmitter is plugged into a laptop.

Receiver functionality

The receiver functionality can be integrated with Epson display solutions* reducing your initial costs (ELPWP10 only).

Intuitive design

It's simple enough that anyone can use it without training. Sharing your screen, swapping to a different device or sharing up to four devices simultaneously is as simple as a click of a button.



1 Plug into a laptop



2 Click the button



3 Collaborate on the big screen

*Selected Epson laser products only, alternatively use ELPWP20 for all other HDMI displays.

Document cameras



ELPDC30 Desktop Visualiser

13M pixel camera (4k)
Up to 60 frames per second
A3 shooting area
4K UHD images via HDMI/Miracast
10x optical/23x digital zoom
Kensington lock security
Built-in, easy-to-use carry handle



ELPDC21 Desktop Visualiser

2M pixel camera (1920 x 1080)
Up to 30 frames per second
A3 shooting area
Built-in LED lights
Supports parallel video output and Split screen functionality
1080p images via VGA, HDMI, USB outputs
12x optical/10x digital zoom
Enhanced security with Kensington lock and security bar



ELPDC13 Desktop Visualiser

2M pixel camera (1920 x 1080)
Up to 30 frames per second
A3 shooting area
Built-in LED lights
Supports parallel video output and Split screen functionality
1080p images via VGA, HDMI, USB outputs
16x digital zoom
Enhanced security with Kensington lock and security bar



ELPDC07 Portable Visualiser

2M pixel camera (1920 x 1080)
Up to 30 frames per second
A3 shooting area
Built-in LED lights
USB powered
8x digital zoom

Options



ELPAP10/ELPAP11 Wireless LAN adapter

Upgrade the connectivity of your compatible Epson display solution with this easy-to-install wireless LAN adapter (please check product specifications for compatibility).



ELPCB03N Control and Connection Box

Epson's tailor-made Control and Connection Box is designed to meet the needs of education users. It offers a neat and tidy cable management solution, and is compatible with the Epson education classroom projectors that feature up to 3 x HDMI inputs and an RS232C connection. With large, clearly marked buttons to match those on Epson's projectors, ease of use is assured, allowing presenters to quickly power on and adjust source and volume. Compatible with Epson's 3-in-1 USB Display, the USB signal is also boosted to extend up to 10m.



ELPSP02 External speakers

An optional extra fully compatible with Epson's Control and Connection Box, the ELPSP02 speakers offer powerful 2 x 15W stereo audio support, for perfect clarity even in larger rooms.



ELPSC21

80" Mobile screen

16:9 aspect ratio perfect for 1080p gaming and movies

80 inch portable screen

Less than 4kg, with included carry case

Easy set up



ELPSC32

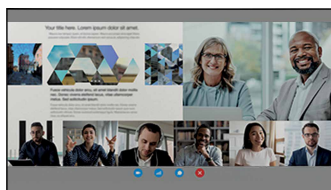
50" Desktop screen

50 inch pull out screen

4:3 aspect ratio for presentations - ideal for SVGA and XGA projectors

Quick set up for desktop usage

Perfect for travelling presenters – weighs just 3kg



ELPSC36

120" Static ALR screen

ALR (ambient light reflecting) screens reflect and direct all projected light towards the viewer while absorbing ambient light, improving black levels and contrast

120" screen for fixed installation

16:9 aspect ratio perfect for modern hybrid working environments

Designed to be wall mounted in meeting rooms

EB-PU1000 Series lens options

Lens type	Ultra-short-throw	Short throw	Short throw	Wide throw	Mid throw	Mid throw	Mid throw	Mid throw	Long throw	
Model name	ELPLX01S/LX01WS	ELPLU03S	ELPLU04	ELPLW05	ELPLM08	ELPLM15	ELPLM10	ELPLM11	ELPLL08	
Part code	V12H004X0A/ V12H004Y0A	V12H004UA3	V12H004U04	V12H004W05	V12H004M08	V12H004M0F	V12H004M0A	V12H004M0B	V12H004L08	
Focus / zoom type	Motorised	Motorised	Motorised	Motorised	Motorised	Motorised	Motorised	Motorised	Motorised	
Zoom ratio (optical)	N/A	1.2x	1.2x	1.4x	1.6x	1.6x	1.5x	1.5x	1.4x	
Throw ratio										
WUXGA models	16:10, 16:9	0.35:1	0.65 – 0.78:1	0.87 – 1.05:1	1.04 – 1.46:1	1.44 – 2.32:1	2.16 – 3.48:1	3.32 – 5.06:1	4.85 – 7.38:1	7.21 – 10.11:1
		1.9	2.0 – 2.26	2.0 – 2.1	2.0 – 2.22	1.65 – 2.27	1.8 – 2.51	1.84 – 2.4	1.81 – 2.34	1.8 – 2.45
Focal length	5.8mm	11.1 – 13.1mm	14.8 – 17.7mm	17.6 – 24.3mm	24.0 – 38.2mm	36 – 57.4mm	55.4 – 83.3mm	80.6 – 121.1mm	119 – 165.4mm	
Screen size range										
All models	100 – 1000 inch	80 – 1000 inch	50 – 1000 inch	50 – 1000 inch	50 – 1000 inch	50 – 1000 inch	50 – 1000 inch	50 – 1000 inch	50 – 1000 inch	
Powered lens shift										
WUXGA models	+17% / ± 10% max	±67% / ±30% max	±67% / ±30% max	±67% / ±30% max	±67% / ±30% max	±67% / ±30% max	±67% / ±30% max	±67% / ±30% max	±67% / ±30% max	
Weight	3.5 Kg	2.3 Kg	3.1 Kg	1.45 Kg	1.2 Kg	1.9 Kg	2.2 Kg	2.2 Kg	2.2 Kg	

Epson's throw distance simulator can help you determine the optimal projector distance and screen size, visit support.epson-europe.com/TDS

EB-PU2000 & EB-PQ2000 Series lens options

Lens type	Ultra-short-throw	Short throw	Short throw	Wide throw	Wide throw	Mid throw	Mid throw	Long throw
Model name	ELPLX02S/LX02WS	ELPLU03S	ELPLU04	ELPLW05	ELPLW08	ELPLM15	ELPLM10	ELPLL08
Part code	V12H004X0B/ V12H004Y0B	V12H004U03	V12H004U04	V12H004W05	V12H004W08	V12H004M0F	V12H004M0A	V12H004L08
Focus / zoom type	Motorised	Motorised	Motorised	Motorised	Motorised	Motorised	Motorised	Motorised
Zoom ratio (optical)	N/A	1.2x	1.2x	1.4x	1.37x	1.6x	1.5x	1.4x
Throw ratio								
WUXGA models	16:10, 16:9	0.35:1	0.64 – 0.77:1	0.77 – 1.07:1	0.86 – 1.2:1	1.57 – 2.56:1	2.42 – 3.71:1	5.27 – 7.41:1
		0.34:1	0.46 – 0.56:1	0.74 – 1.04:1	0.83 – 1.17:1	1.52 – 2.47:1	2.34 – 3.59:1	5.09 – 7.16:1
F number		1.9	2.0 – 2.26	2.0 – 2.22	2.0 – 2.22	1.8 – 2.35	1.81 – 2.4	1.8 – 2.45
Focal length		8.0mm	11.1 – 13.1mm	17.6 – 24.3mm	19.7 – 27.5mm	36 – 57.4mm	55.4 – 83.3mm	119 – 165.4mm
Screen size range								
All models	100 – 1000 inch	80 – 1000 inch	60 – 1000 inch	60 – 1000 inch	60 – 1000 inch	60 – 1000 inch	60 – 1000 inch	60 – 1000 inch
Lens shift								
WUXGA models	Vertical/Horizontal	+25% / ±15%	±24% / ±10%	±24% / ±10%	±60% / ±18%	±60% / ±18%	±60% / ±18%	±60% / ±18%
		+30% / ±13%	±25% / ±8%	±25% / ±9%	±64% / ±16%	±64% / ±16%	±64% / ±16%	±64% / ±16%
Weight		5.0 Kg	2.3 Kg	1.45 Kg	3.1 Kg	1.9 Kg	2.2 Kg	2.2 Kg

Epson's throw distance simulator can help you determine the optimal projector distance and screen size, visit support.epson-europe.com/TDS

ELPLW05 brightness is limited to maximum 12,000 lumens.

EB-L30000U lens options

Lens type	Ultra-short-throw		Rear projection	Wide throw	Wide throw	Mid throw	Mid throw	Mid throw	Long throw	Long throw
Model name	ELPLX03	ELPLR05	ELPLU05	ELPLW07	ELPLM12	ELPLM13	ELPLM14	ELPLL09	ELPLL10	
Part code	V12H004X03	V12H004R05	V12H004U05	V12H004W07	V12H004M0C	V12H004M0D	V12H004M0E	V12H004L09	V12H004L0A	
Focus / zoom type	Motorised	Motorised	Motorised	Motorised	Motorised	Motorised	Motorised	Motorised	Motorised	
Zoom ratio (optical)	N/A	N/A	1.21x	1.37x	1.35x	1.52x	1.50x	1.50x	1.50x	
Throw ratio										
WUXGA	16:10, 16:9	0.35:1	0.63:1	1.29 – 1.76:1	1.74 – 2.35:1	2.28 – 3.46:1	3.41 – 5.12:1	4.79 – 7.20:1	6.96 – 10.45:1	
F number		2.2	2.2	2.2 – 2.5	1.9 – 2.1	1.9 – 2.4	2.1 – 2.4	2.1 – 2.5	2.2 – 2.6	
Focal length		11.16mm	19.1mm	40.6 – 55.2mm	54.7 – 73.0mm	71.6 – 107.3mm	106.8 – 160.9mm	149.7 – 225.0mm	216.6 – 326.8mm	
Screen size range										
All models		120 – 1000 inch	100 – 1000 inch	100 – 1000 inch	100 – 1000 inch	100 – 1000 inch	100 – 1000 inch	100 – 1000 inch	100 – 1000 inch	
Lens shift										
WUXGA	Vertical/Horizontal	+25% / ±15% max	±15% / ±5% max	±65% / ±30% max	±65% / ±30% max	±65% / ±30% max	±65% / ±30% max	±55% / ±25% max	±55% / ±25% max	
Weight		13 Kg	9.6 Kg	9.5 Kg	7.7 Kg	8 Kg	8.7 Kg	9.7 Kg	10.9 Kg	

Epson's throw distance simulator can help you determine the optimal projector distance and screen size, visit support.epson-europe.com/TDS

EH-QL Series lens options

Lens type	Ultra-short-throw	Wide throw	Mid throw	Mid throw	Mid throw
Model name	ELPLX02S/LX02WS	ELPLW06	ELPLM08	ELPLM15	ELPLM10
Part code	V12H004X0BA/V12H004Y0B	V12H004W06	V12H004M08	V12H004M0F	V12H004M0A
Focus / zoom type	Motorised (Focus only)	Motorised	Motorised	Motorised	Motorised
Zoom ratio (optical)	N/A	1.4x	1.6x	1.6x	1.5x
Throw ratio					
16:9	0.34:1	1.15 – 1.57:1	1.02 – 1.64:1	1.52 – 2.47:1	2.34 – 3.59:1
F number	1.9	1.8 – 2.3	1.7 – 2.3	1.8 – 2.3	1.8 – 2.4
Lens shift					
Vertical/Horizontal	+45%–75% / ±13% max	±64% / ±16%	±25% / ±8%	±64% / ±16%	±64% / ±16%
Weight	5.0 Kg	2.95 Kg	1.2 Kg	1.9 Kg	2.2 Kg
Max brightness					
EH-QL 3000	5,000lm	5,700lm	5,700lm	6,000lm	5,900lm
EH-QL 7000	8,400lm	9,500lm	9,600lm	10,000lm	9,900lm

Epson's throw distance simulator can help you determine the optimal projector distance and screen size, visit support.epson-europe.com/TDS

For more information please contact:
Home users: 0343 90 37766
Business users*: 0871 42 37766
Republic of Ireland: 01 436 7742



Or visit us at www.epson.co.uk/contactus

* 10p per minute plus network extras.

Trademarks and registered trademarks are the property of Seiko Epson Corporation or their respective owners. Product information is subject to change without prior notice.



Please recycle responsibly



Trademarks and registered trademarks are the property of Seiko Epson Corporation or their respective owners. Product information is subject to change without prior notice.

Google, YouTube, Android TV, Chromecast built-in and other marks are trademarks of Google LLC.

¹ 2001 to 2023, 500-lumen and above, excluding screenless TVs, Futuresource Consulting – Quarterly Projector Market Insights – Worldwide Analyzer CY23Q4.

² Colour brightness (colour light output) in brightest mode, measured by a third-party lab in accordance with IDMS 15.4. Colour brightness will vary depending on usage conditions. Top-selling Epson 3LCD projectors versus top-selling 1-chip DLP projectors based on NPD sales data for January 2022 to December 2022.

³ Depending on product, please check specifications on pages 9-33.

⁴ Epson achieved certification by TCO Certified for selected families of projectors. TCO Certified is the world's most comprehensive sustainability certification for IT products, which must meet life cycle criteria for social and environmental sustainability. For more information, please visit <https://tcocertified.com>.

⁵ 4K Enhancement Technology shifts each pixel diagonally to double Full HD resolution. Resolution is Full HD in 3D Mode.

⁶ Based on watching content for 5 hours every day with the projector on eco mode.

⁷ 5 years or 12,000 hours, whichever comes first.

EPSON®