

Print and scan guide



Contents

| | | | |
|--|-------|---|-------|
| The benefits of Heat-Free printing technology | 3 | | |
| Connecting business wherever you are | 4 | | |
| Business imaging solutions | 5-6 | | |
| Other Embedded solutions | 7 | | |
| DURABrite Ultra Ink and DURABrite Pro Ink | 8 | | |
| Business inkjet product overview | 9 | | |
| Business inkjet | | | |
| ■ WorkForce Enterprise AM-C4000, AM-C5000, AM-C6000, WF-C20750D4TW, WF-C21000D4TW, WF-M21000D4TW | 10-11 | | |
| ■ WorkForce Pro A3+ RIPS WF-C878RDWF, WF-C879RDWF | 12 | | |
| ■ WorkForce Pro A3+ Colour WF-C8190DW, WF-C8610DWF, WF-C8690DWF | 12 | | |
| ■ WorkForce Pro A4 RIPS WF-C529RDW, WF-C579RDWF | 13 | | |
| ■ WorkForce Pro A4 Colour WF-C4310DW, WF-C4810DTWF, WF-C5390DW, WF-C5890DWF | 13-14 | | |
| ■ WorkForce Pro A4 Mono WF-M5399DW, WF-M5899DWF | 14 | | |
| ■ EcoTank Pro L6580, L15180, M1180, M15180, M3180 | 15 | | |
| | | Dot matrix | |
| | | ■ 24 pin – Passbook PLQ-35, PLQ-50 | 16 |
| | | ■ 24 pin LQ-350, LQ-590II, LQ-590IIN, LQ-690II, LQ-690IIN, LQ-780, LQ-780N, LQ-2090II, LQ-2090IIN, LQ-2190, DLQ-3500II, DLQ-3500IIN | 16 |
| | | ■ 9 pin LX-350, LX-1350, FX-890IIN, FX-2190II, FX-2190IIN, DFX-9000, DFX-9000N | 16 |
| | | Document scanners | 17 |
| | | ■ A4 Compact ES-C320W, ES-C380W, DS-C330, DS-C490 | 20 |
| | | ■ A4 Mobile ES-50, ES-60W, DS-70, DS-80W | 21 |
| | | ■ A4 Sheetfed DS-410, ES-500WII, DS-530II, ES-580W, DS-730N, DS-770II, DS-790WN, DS-870, DS-970 | 22-23 |
| | | ■ A3 Sheetfed DS-30000, DS-32000 | 24 |
| | | ■ A4 Flatbed DS-1630, DS-1660W, DS-6500, DS-6500N, DS-7500, DS-7500N | 25 |
| | | ■ A3 Flatbed DS-50000, DS-50000N, DS-60000, DS-60000N, DS-70000, DS-70000N, Expression 13000XL, Expression 13000XL Pro | 26-27 |

The benefits of Heat-Free printing technology



Save time with ready-to-go printing

No heat also means no warm-up time when the printer is switched on or woken from sleep. It starts printing immediately.



Reduced power consumption saves energy

Heat-Free printing technology lowers the need for power because it doesn't use heat to warm up.



Fewer parts to replace, lower environmental impact

Laser printers have drums, transfer belts and fuses that can require periodic replacement. Inkjet printers feature none of these parts, avoiding the need for their replacement.

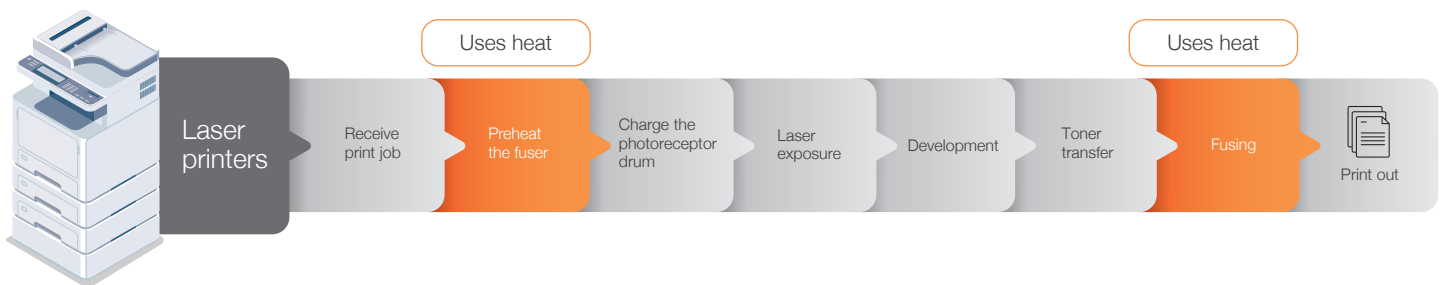


Reduced maintenance

The Heat-Free structure of Epson inkjet printers means that there aren't as many parts that can wear out, which means less maintenance intervention.

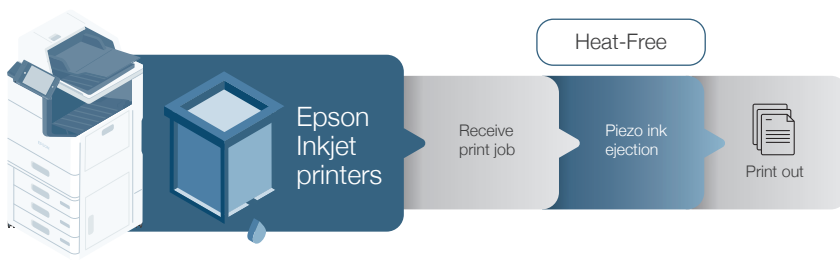
Laser printing process

Typically this is a complex process involving separate stages. It requires preheating the fuser, and again uses heat to fuse the toner to the paper.



Inkjet printing process

This method is comprised of only three stages to achieve a printout.



Connecting business wherever you are

Epson offers professional and affordable solutions for remote workers and enables safe social distancing in office spaces.

Flexible solutions for every space

Epson's wide range of innovative and easy-to-use multifunction printers allow users to remain productive without compromise. Enable safe social distancing in the workplace and work with ease at home.

Making the most of printer fleets

Navigating the challenges of social distancing in the office environment is made easier with Epson printer fleets. A fleet of decentralised desktop A4 printers will help create a safer workplace. Not only will this reduce touchpoints between staff, it could also improve employee productivity, with less waiting time for prints to be delivered. The management and monitoring of those devices is simplified with Epson Device Admin. Service partners benefit from Epson Remote Services to remotely analyse the potential issues, and therefore provide a faster service, maximising device uptime.

Where centralised printing zones is required in the office, Epson has simple and smart software solutions that will instantly make the workplace a safer space. Epson Print Admin and Pull Print features only allow prints to be released from print queue once the sender is physically there to retrieve them, limiting pages left in the print tray that others handle and search through.

Plus, you can set up contactless printing. Simply swipe an ID card to the release process and remove the need to touch the printer.

The Advanced Workflows functions enable administrators to easily create scan profiles with document capture, processing and delivery to predefined destinations, including Cloud storage services. The automated capture enables the creation of Searchable PDF, PDF/A in 29 languages, job separation with barcodes, folder and documents naming with Zonal OCR, barcodes, skip blank pages, and much more.



Business imaging solutions

Discover how Epson and its partner solutions take advantage of our printers to meet the needs of businesses from SMBs to large enterprises, and can be adapted to suit vertical market needs.

Fleet management



Epson Device Admin (EDA)

Control, analyse and manage your printer fleet centrally from one intuitive interface, designed to increase productivity, reduce costs and ensure maximum security.

Mobile and cloud printing/scanning



Epson Connect

Print and scan from anywhere with Epson Connect. Produce documents with ease, whether you're at home, in the office, on your mobile or on the other side of the world.



Epson iPrint Mobile App

Print to an Epson printer from practically anywhere and any time using your smartphone or tablet PC – Epson iPrint makes it really easy. Just download and install this great free app and you're ready to print web pages, Microsoft Office documents, photos and PDFs, as well as scan and copy.



Epson Email Print

Print from any device such as phone, tablet or laptop, anywhere in the world, by simply sending an email across the internet to the printer.



Epson Scan to Cloud

Scan documents directly to email addresses or cloud storage accounts (SharePoint Online, OneDrive for Business, Google Drive, Dropbox, Box and Evernote).



Epson Remote Print Driver

Advanced printing from anywhere using your computer.

Remote Service and Support



Epson Remote Services (ERS)

Epson's cloud-based device monitoring and management system helps your service provider to perform accurate remote diagnosis without compromising on the security. Arm service technicians with the information they need to achieve higher first fix rates and increase your device uptime.



ERS embedded agent

Benefit from the added value of ERS in combination with the embedded agent for a seamless setup and use.



Epson Smart Panel



Epson Smart Panel

Innovative app to easily manage select Epson® printers and scanners.

Workflow and security



Epson Print Admin (EPA)

Boost productivity and monitor print usage via a server-based solution that creates a secure printing, scanning and copying environment through user-authentication.



Epson Print Admin Serverless (EPA Serverless)

Seamlessly integrate devices into your security and compliance rules and regulations, without the burden of maintaining a server system.



Document Capture Pro (DCP)

Scan, save and share information easily. Advanced features for naming, separating and routing documents makes scanning simple and logical.



DCP Enhanced OCR

Boost DCP with the Optional DCP Enhanced OCR for MFP to benefit from a high OCR recognition rate.



Document Capture Pro Server (DCPS)

For our supported devices, with Document Capture Pro Server administrators can manage push scan functions without installing software on individual computers.

Third party integration



Epson Open Platform (EOP)

Gain complete control of your printing operations via a web-based application that enables you to adapt your printer to meet specific and changing business requirements with solutions that help you better manage your printing.

Epson Solutions Suite



For more about Epson solutions please visit <https://support.epson.net/stories/en/>

Other Embedded solutions

Embedded OCR

Easily create Searchable PDF files at a touch of a button without any software.



Print sets

Print sets' provide a solution to sorting printouts and the number of pages in print set.



Erase Red colour

Erase red colour copy erases any items that is red on the document.



IP-fax

IP-fax is a fax technology that transmits data over IP networks.



DURABrite Ultra Ink and DURABrite Pro Ink

Epson's business inkjet printers use high-quality – ISO 11798:2000 certified¹ – DURABrite Ultra Ink and DURABrite Pro Ink that deliver business-quality prints that are water, smudge and highlighter resistant. With printing costs being a big concern for any business, Epson also offers a choice of cartridge sizes designed to suit the way you print.



Business quality documents

Laser-like text and graphics on plain paper.

Perfect prints

Enhance printed materials with high-quality graphics.

More choice

Print on a wide range of paper, including high impact colour on glossy media.



¹ DURABrite Ultra Ink and DURABrite Pro Ink have been certified ISO 11798:2000 by Research Institute of Sweden (RISE). For more information visit www.ri.se

Business inkjet product overview



WorkForce Enterprise: Fast and efficient

Print high-quality documents with this reliable and environmentally-friendly departmental colour and mono A3+ business multi-function printer (MFP) range.



WorkForce Pro A3+ RIPS: High yield printing

Discover our Replaceable Ink Pack System (RIPS) technology for super high-yield printing with minimal waste.



WorkForce Pro A3+ colour: Stay connected

Perfect for businesses of all sizes, A3+ colour printers with GigaBit Ethernet connectivity are ideal for enterprise integration.



WorkForce Pro A4 RIPS: Less waste

Epson's latest A4 Replaceable Ink Pack System (RIPS) products offer exceptionally high ink yields, low total cost of ownership (TCO) and a low environmental impact.



WorkForce Pro A4 colour: Low environmental impact

Reliable, connected and flexible, our WorkForce Pro business printers boost productivity and deliver low energy consumption and fast speeds.



WorkForce Pro A4 mono: Packed with features

Feature-rich A4 mono printers with duplex printing, Ethernet connectivity and fast print speeds.





EcoTank Pro colour: Extremely low TCO

With an extremely low TCO, this reliable colour printer also offers an easy-access, no-spill, no-mess refill system.




EcoTank Pro mono: Lower costs

EcoTank business printers deliver an extremely low TCO in a user-friendly and compact design.






| | Business Inkjet | | |
|---|--|--|--|
| | WorkForce Enterprise | | |
| Model name | AM-C4000 | AM-C5000 | AM-C6000 |
| |  |  |  |
| Functions | A3 multifunction up to 4-in-1 device* | A3 multifunction up to 4-in-1 device* | A3 multifunction up to 4-in-1 device* |
| First page out print | 6 sec Mono / Colour | 5.1 sec Mono / Colour | 4.5 sec Mono / Colour |
| Print speed (ISO) | 40 ppm Mono / Colour | 50 ppm Mono / Colour | 60 ppm Mono / Colour |
| Print resolution | 600 × 2400 dpi | 600 × 2400 dpi | 600 × 2400 dpi |
| PCL & PostScript compatible | Yes | Yes | Yes |
| Print from USB | Yes (PDF / TIFF / JPEG) | Yes (PDF / TIFF / JPEG) | Yes (PDF / TIFF / JPEG) |
| Scan speed (ISO) | 60 ipm (simplex) 120 ipm (duplex) | 60 ipm (simplex) 120 ipm (duplex) | 60 ipm (simplex) 120 ipm (duplex) |
| Scan resolution (Maximum) | 600 × 1,200 dpi | 600 × 1,200 dpi | 600 × 1,200 dpi |
| Scan Functions | Email, FTP, Network folders, Microsoft SharePoint®, USB Memory Device and Cloud services (Microsoft SharePoint Online, OneDrive, OneNote, Google Drive and Dropbox) with Epson Document Capture Pro | Email, FTP, Network folders, Microsoft SharePoint®, USB Memory Device and Cloud services (Microsoft SharePoint Online, OneDrive, OneNote, Google Drive and Dropbox) with Epson Document Capture Pro | Email, FTP, Network folders, Microsoft SharePoint®, USB Memory Device and Cloud services (Microsoft SharePoint Online, OneDrive, OneNote, Google Drive and Dropbox) with Epson Document Capture Pro |
| Copy speed (ISO) | 40 ipm Mono / Colour | 50 ipm Mono / Colour | 60 ipm Mono / Colour |
| Zoom ratio | 25 – 400% | 25 – 400% | 25 – 400% |
| Copy resolution | 600 × 1,200 dpi | 600 × 1,200 dpi | 600 × 1,200 dpi |
| Fax transmission speed | Up to 33.6 Kbps | Up to 33.6 Kbps | Up to 33.6 Kbps |
| Fax memory | 6MB / 550 pages | 6MB / 550 pages | 6MB / 550 pages |
| Mobile and cloud printing | Epson Connect (Epson iPrint Mobile app, Email Print, Remote Print Driver, Scan-to-Cloud), Epson Bridge for Universal Print at home | Epson Connect (Epson iPrint Mobile app, Email Print, Remote Print Driver, Scan-to-Cloud), Epson Bridge for Universal Print at home | Epson Connect (Epson iPrint Mobile app, Email Print, Remote Print Driver, Scan-to-Cloud), Epson Bridge for Universal Print at home |
| Epson Solution compatibility | Epson Print Admin, Epson Print Admin Serverless, Epson Open Platform, Document Capture Pro, DCP Enhanced OCR, Document Capture Pro Server, Document Capture for Mac, Epson Remote Services, ERS embedded agent, Epson Device Admin, Epson Net Config, Embedded OCR, Print sets, Erase Red colour, IP-fax | Epson Print Admin, Epson Print Admin Serverless, Epson Open Platform, Document Capture Pro, DCP Enhanced OCR, Document Capture Pro Server, Document Capture for Mac, Epson Remote Services, ERS embedded agent, Epson Device Admin, Epson Net Config, Embedded OCR, Print sets, Erase Red colour, IP-fax | Epson Print Admin, Epson Print Admin Serverless, Epson Open Platform, Document Capture Pro, DCP Enhanced OCR, Document Capture Pro Server, Document Capture for Mac, Epson Remote Services, ERS embedded agent, Epson Device Admin, Epson Net Config, Embedded OCR, Print sets, Erase Red colour, IP-fax |
| Interfaces | Wired Network (10Base-T / 100Base-TX / 1000Base-T), Wireless Network (optional), USB (USB 3.2 Gen 1x1 Type B, USB 2.0 Type A, Internal USB 2.0 Type A for Card Reader) | Wired Network (10Base-T / 100Base-TX / 1000Base-T), Wireless Network (optional), USB (USB 3.2 Gen 1x1 Type B, USB 2.0 Type A, Internal USB 2.0 Type A for Card Reader) | Wired Network (10Base-T / 100Base-TX / 1000Base-T), Wireless Network (optional), USB (USB 3.2 Gen 1x1 Type B, USB 2.0 Type A, Internal USB 2.0 Type A for Card Reader) |
| Plain paper size | A3, A4, A5, B6, B5, B4, Letter, Executive, C5 (Envelope), User defined | A3, A4, A5, B6, B5, B4, Letter, Executive, C5 (Envelope), User defined | A3, A4, A5, B6, B5, B4, Letter, Executive, C5 (Envelope), User defined |
| Paper capacity | Standard: 1,150 sheets (500 sheets per tray + 150 MP Tray) Max: 5,150 sheets | Standard: 1,150 sheets (500 sheets per tray + 150 MP Tray) Max: 5,150 sheets | Standard: 1,150 sheets (500 sheets per tray + 150 MP Tray) Max: 5,150 sheets |
| LCD display | 25.7 cm colour touchscreen | 25.7 cm colour touchscreen | 25.7 cm colour touchscreen |
| Power consumption Operating / Ready / Sleep / Power Off | 115 Watt (standalone copying, ISO/IEC 24712 pattern), 1 Watt (sleep mode), 46 Watt (Ready), 0.1 Watt (Power off), TEC 0.22 kWh/week | 115 Watt (standalone copying, ISO/IEC 24712 pattern), 1 Watt (sleep mode), 46 Watt (Ready), 0.1 Watt (Power off), TEC 0.23 kWh/week | 115 Watt (standalone copying, ISO/IEC 24712 pattern), 1 Watt (sleep mode), 46 Watt (Ready), 0.1 Watt (Power off), TEC 0.25 kWh/week |
| Dimensions (W × D × H) | 555 × 620 × 963 mm | 555 × 620 × 963 mm | 555 × 620 × 963 mm |
| Weight | 99.4 kg | 99.4 kg | 99.4 kg |

*Fax optional at an additional cost

Product variations key: N – Network Connectivity W – Wireless Connectivity F – Fax D – Duplex T – Includes optional paper tray





| | Business Inkjet | | |
|---|--|--|--|
| | WorkForce Enterprise | | |
| Model name | WF-C20750D4TW  | WF-C21000D4TW  | WF-M21000D4TW  |
| Functions | SRA3, multifunction up to 4-in-1 device* | SRA3, multifunction up to 4-in-1 device* | SRA3, multifunction up to 4-in-1 device* |
| First page out print | 7 sec Mono / Colour | 6.2 sec Mono / Colour | 6.2 sec Mono |
| Print speed (ISO) | 75 ppm Mono / Colour | 100 ppm Mono / Colour | 100 ppm Mono |
| Print resolution | Up to 600 × 2400 dpi | Up to 600 × 2400 dpi | Up to 600 × 2400 dpi |
| PCL & PostScript compatible | Yes | Yes | Yes |
| Print from USB | Yes (PDF / TIFF / JPEG) | Yes (PDF / TIFF / JPEG) | Yes (PDF / TIFF / JPEG) |
| Scan speed (ISO) | 60 ipm (simplex) 110 ipm (duplex) | 60 ipm (simplex) 110 ipm (duplex) | 60 ipm (simplex) 110 ipm (duplex) |
| Scan resolution (Maximum) | 600 × 600 dpi | 600 × 600 dpi | 600 × 600 dpi |
| Scan Functions | Email, FTP, Network folders, Microsoft SharePoint®, USB Memory Device and Cloud services (Microsoft SharePoint Online, OneDrive, OneNote, Google Drive and Dropbox) with Epson Document Capture Pro | Email, FTP, Network folders, Microsoft SharePoint®, USB Memory Device and Cloud services (Microsoft SharePoint Online, OneDrive, OneNote, Google Drive and Dropbox) with Epson Document Capture Pro | Email, FTP, Network folders, Microsoft SharePoint®, USB Memory Device and Cloud services (Microsoft SharePoint Online, OneDrive, OneNote, Google Drive and Dropbox) with Epson Document Capture Pro |
| Copy speed (ISO) | 75 ipm Mono / Colour | 100 ipm Mono / Colour | Up to 100 ipm Mono |
| Zoom ratio | 25 – 400% | 25 – 400% | 25 – 400% |
| Copy resolution | 600 × 1,200 dpi | 600 × 1,200 dpi | 600 × 1,200 dpi |
| Fax transmission speed | Up to 33.6 Kbps | Up to 33.6 Kbps | Up to 33.6 Kbps |
| Fax memory | 6MB / 550 pages | 6MB / 550 pages | 6MB / 550 pages |
| Mobile and cloud printing | Epson Connect (Epson iPrint Mobile app, Email Print, Remote Print Driver, Scan-to-Cloud), Epson Bridge for Universal Print at home | Epson Connect (Epson iPrint Mobile app, Email Print, Remote Print Driver, Scan-to-Cloud), Epson Bridge for Universal Print at home | Epson Connect (Epson iPrint Mobile app, Email Print, Remote Print Driver, Scan-to-Cloud), Epson Bridge for Universal Print at home |
| Epson Solution compatibility | Epson Print Admin, Epson Print Admin Serverless, Epson Open Platform, Document Capture Pro, DCP Enhanced OCR, Document Capture Pro Server, Document Capture for Mac, Epson Remote Services, ERS embedded agent, Epson Device Admin, Epson Net Config | Epson Print Admin, Epson Print Admin Serverless, Epson Open Platform, Document Capture Pro, DCP Enhanced OCR, Document Capture Pro Server, Document Capture for Mac, Epson Remote Services, ERS embedded agent, Epson Device Admin, Epson Net Config | Epson Print Admin, Epson Print Admin Serverless, Epson Open Platform, Document Capture Pro, DCP Enhanced OCR, Document Capture Pro Server, Document Capture for Mac, Epson Remote Services, ERS embedded agent, Epson Device Admin, Epson Net Config |
| Interfaces | Wired Network (10Base-T / 100Base-TX), Wireless Network, USB (High Speed USB 2.0 / USB 3.0 / USB 1.1 Type A), Wi-Fi Direct | Wired Network (10Base-T / 100Base-TX), Wireless Network, USB (High Speed USB 2.0 / USB 3.0 / USB 1.1 Type A), Wi-Fi Direct | Wired Network (10Base-T / 100Base-TX / 1000Base-T), Wireless Network, USB (High Speed USB 2.0 / USB 3.0 / USB 1.1 Type A), Wi-Fi Direct |
| Plain paper size | SRA3, A3, A4, Postcard, A3+, A5, A6, B4, B5, B6, C4 (Envelope), C5 (Envelope), C6 (Envelope), DL (Envelope), Executive, Letter, Legal, HLT, No. 10 (Envelope), User defined | SRA3, A3, A4, Postcard, A3+, A5, A6, B4, B5, B6, C4 (Envelope), C5 (Envelope), C6 (Envelope), DL (Envelope), Executive, Letter, Legal, HLT, No. 10 (Envelope), User defined | SRA3, A3, A4, Postcard, A3+, A5, A6, B4, B5, B6, C4 (Envelope), C5 (Envelope), C6 (Envelope), DL (Envelope), Executive, Letter, Legal, HLT, No. 10 (Envelope), User defined |
| Paper capacity | Standard: 2,350 sheets (550 sheets per tray + 150 MP Tray) Max: 5,350 sheets | Standard: 2,350 sheets (550 sheets per tray + 150 MP Tray) Max: 5,350 sheets | Standard: 2,350 sheets (550 sheets per tray + 150 MP Tray) Max: 5,350 sheets |
| LCD display | 22.7 cm colour touchscreen | 22.7 cm colour touchscreen | 22.7 cm colour touchscreen |
| Power consumption Operating / Ready / Sleep / Power Off | 160 Watt (standalone copying, ISO/IEC 24712 pattern), 1.1 Watt (sleep mode), 76 Watt (Ready), 0.1 Watt (Power off), TEC 0.34 kWh/week | 170 Watt (standalone copying, ISO/IEC 24712 pattern), 1.1 Watt (sleep mode), 76 Watt (Ready), 0.1 Watt (Power off), TEC 0.4 kWh/week | 170 Watt (standalone copying, ISO/IEC 24712 pattern), 1.1 Watt (sleep mode), 76 Watt (Ready), 0.1 Watt (Power off), TEC 0.4 kWh/week |
| Dimensions (W × D × H) | 674 × 757 × 1,243 mm | 674 × 757 × 1,243 mm | 674 × 757 × 1,243 mm |
| Weight | 177.1 kg | 177.1 kg | 177.1 kg |

*Fax optional at an additional cost

| | Business Inkjet | | | | |
|---|--|---|--|---|---|
| | WorkForce Pro A3+ RIPS | | | WorkForce Pro A3+ Colour | |
| Model name | WF-C878RDWF | WF-C879RDWF | WF-C8190DW | WF-C8610DWF | WF-C8690DWF |
| |  |  |  |  |  |
| Functions | Multifunction up to 4-in-1 device | Multifunction up to 4-in-1 device | A3+ single function | A3+ multifunction 4-in-1 | A3+ multifunction 4-in-1 |
| First page out print | 5.5 sec Mono / Colour | 5.5 sec Mono / Colour | 5.5 sec Mono / Colour | 5.5 sec Mono / Colour | 5.5 sec Mono / Colour |
| Print speed (ISO) | 25 ppm Mono / 24 ppm Colour | 26 ppm Mono / 25 ppm Colour | 24 ppm Mono / Colour | 24 ppm Mono / Colour | 24 ppm Mono / Colour |
| Print resolution | Up to 4,800 × 1,200 dpi | Up to 4,800 × 1,200 dpi | Up to 4,800 × 1,200 dpi | Up to 4,800 × 1,200 dpi | Up to 4,800 × 1,200 dpi |
| PCL & PostScript compatible | Yes | Yes | Yes | - | Yes |
| Print from USB | Yes (PDF / TIFF / JPEG) | Yes (PDF / TIFF / JPEG) | - | Yes (TIFF / JPEG) | Yes (PDF / TIFF / JPEG) |
| Scan speed (ISO) | 25 ipm (simplex) 45 ipm (duplex) | 50 ipm (simplex) 100 ipm (duplex) | - | 25 ipm Mono / Colour | 25 ipm Mono / Colour |
| Scan resolution (Maximum) | 600 × 600 dpi | 600 × 600 dpi | - | 1,200 × 2,400 dpi | 1,200 × 2,400 dpi |
| Scan functions | Email, FTP, Network folders, Microsoft SharePoint®, USB Memory Device and Cloud services (Microsoft SharePoint Online, OneDrive, OneNote, Google Drive and Dropbox) with Epson Document Capture Pro | Email, FTP, Network folders, Microsoft SharePoint®, USB Memory Device and Cloud services (Microsoft SharePoint Online, OneDrive, OneNote, Google Drive and Dropbox) with Epson Document Capture Pro | - | Email, FTP, Network folders, Microsoft SharePoint®, USB Memory Device and Cloud services (Microsoft SharePoint Online, OneDrive, OneNote, Google Drive and Dropbox) with Epson Document Capture Pro | Email, FTP, Network folders, Microsoft SharePoint®, USB Memory Device and Cloud services (Microsoft SharePoint Online, OneDrive, OneNote, Google Drive and Dropbox) with Epson Document Capture Pro |
| Copy speed (ISO) | 22 ipm Mono / 21 ipm Colour | 22 ipm Mono / 21 ipm Colour | - | 22 ipm Mono / 21 ipm Colour | 22 ipm Mono / 21 ipm Colour |
| Zoom ratio | 25 – 400% | 25 – 400% | - | 25 ~ 400%, auto fit function | 25 ~ 400%, auto fit function |
| Copy resolution | Up to 600 × 600 dpi (optical) 600 × 1200 dpi (maximum) | Up to 600 × 600 dpi (optical) 600 × 1200 dpi (maximum) | - | Up to 600 × 1200 dpi | Up to 600 × 1200 dpi |
| Fax transmission speed | Up to 33.6 Kbps | Up to 33.6 Kbps | - | Up to 33.6 Kbps | Up to 33.6 Kbps |
| Fax memory | 6MB / 550 pages | 6MB / 550 pages | - | 6 MB / 550 pages | 6 MB / 550 pages |
| Mobile and cloud printing | Epson Connect (Epson iPrint Mobile app, Email Print, Remote Print Driver, Scan-to-Cloud), Apple Airprint*, Epson Bridge for Universal Print at home | Epson Connect (Epson iPrint Mobile app, Email Print, Remote Print Driver, Scan-to-Cloud), Apple Airprint*, Epson Bridge for Universal Print at home | Epson Connect (Epson iPrint Mobile app, Email Print, Remote Print Driver), Apple Airprint*, Epson Bridge for Universal Print at home | Epson Connect (Epson iPrint Mobile app, Email Print, Remote Print Driver, Scan-to-Cloud), Apple Airprint*, Epson Bridge for Universal Print at home | Epson Connect (Epson iPrint Mobile app, Email Print, Remote Print Driver, Scan-to-Cloud), Apple Airprint*, Epson Bridge for Universal Print at home |
| Solution compatibility | Epson Print Admin, Epson Open Platform, Document Capture Pro, DCP Enhanced OCR, Document Capture Pro Server, Document Capture for Mac, Epson Remote Services, ERS embedded agent, Epson Device Admin, Epson Net Config | Epson Print Admin, Epson Print Admin Serverless, Document Capture Pro, DCP Enhanced OCR, Document Capture Pro Server, Document Capture for Mac, Epson Remote Services, ERS embedded agent, Epson Device Admin, Epson Net Config | Epson Print Admin, Epson Remote Services, Epson Device Admin, Epson Net Config | Epson Device Admin, Epson Remote Services, Document Capture Pro, DCP Enhanced OCR, Document Capture Pro Server, Document Capture for Mac, Epson Net Config | Epson Print Admin, Epson Open Platform, Document Capture Pro, DCP Enhanced OCR, Document Capture Pro Server, Document Capture for Mac, Epson Remote Services, Epson Device Admin, Epson Net Config |
| Interfaces | Wired Network (10Base-T / 100Base-TX / 1000Base-T), Wireless Network, USB (High Speed USB 2.0 / USB 3.0 / USB 1.1 Type A), WiFi Direct | Wired Network (10Base-T / 100Base-TX / 1000Base-T), Wireless Network, USB (High Speed USB 2.0 / USB 3.0 / USB 1.1 Type A), WiFi Direct | Wired Network (10Base-T / 100Base-TX / 1000Base-T), Wireless Network, USB (USB 3.0), Wi-Fi Direct | Wired Network (10Base-T / 100Base-TX / 1000Base-T), Wireless Network, USB (USB 3.0), Wi-Fi Direct | Wired Network (10Base-T / 100Base-TX / 1000Base-T), Wireless Network, USB (USB 3.0), Wi-Fi Direct |
| Plain paper size | A3+, A3, A4, A5, A6, B5, C4 (Envelope), C6 (Envelope), No. 10 (Envelope), Letter, 10 × 15 cm, 13 × 18 cm, 20 × 25 cm, Legal, A3, B4, B6, C5 (Envelope), DL (Envelope), HLT, EXE, Tabloid | A3+, A3, A4, A5, A6, B5, C4 (Envelope), C6 (Envelope), No. 10 (Envelope), Letter, Legal, 10 × 15 cm, 13 × 18 cm, 20 × 25 cm, A3, B4, B6, C5 (Envelope), DL (Envelope), HLT, EXE, Tabloid | A3+, A3, A4, A5, A6, B5, Letter, Legal, Envelope #10, DL, C6, C4, Photo 9 × 13 cm, 13 × 18 cm, 10 × 15 cm, 20 × 25 cm, 16:19 wide, user defined 89 × 127 mm ~ 215.9 × 1,200 mm | A3+, A3, A4, A5, A6, B5, Letter, Legal, Envelope #10, DL, C6, C4, Photo 9 × 13 cm, 13 × 18 cm, 10 × 15 cm, 20 × 25 cm, 16:19 wide, user defined 89 × 127 mm ~ 215.9 × 1,200 mm | A3+, A3, A4, A5, A6, B5, Letter, Legal, Envelope #10, DL, C6, C4, Photo 9 × 13 cm, 13 × 18 cm, 10 × 15 cm, 20 × 25 cm, 16:19 wide, user defined 89 × 127 mm ~ 215.9 × 1,200 mm |
| Paper capacity | Front: 250 sheets Rear: 85 sheets Option: 500 sheets x3 Max: 1,835 sheets | Front: 250 sheets Rear: 85 sheets Option: 500 sheets x3 Max: 1,835 sheets | Standard: 335 sheets (85-sheet Rear ASF + 250-sheet Front) Max: 1835 sheets (85-sheet Rear ASF + 250-sheet Front Cassette 1 + 3x 500-sheet Front Cassette 2-4) | Standard: 335 sheets (85-sheet Rear ASF + 250-sheet Front) | Standard: 335 sheets (85-sheet Rear ASF + 250-sheet Front) Max: 1835 sheets (85-sheet Rear ASF + 250-sheet Front Cassette 1 + 3x 500-sheet Front Cassette 2-4) |
| LCD display | 12.7 cm colour touchscreen | 12.7 cm colour touchscreen | 6.1 cm colour LCD | 12.7 cm colour touchscreen | 12.7 cm colour touchscreen |
| Power consumption Operating / Ready / Sleep / Power Off | 40 Watt (standalone copying, ISO/IEC 24712 pattern), 17 Watt (Ready), 1.4 Watt (Sleep mode), 0.3 Watt (Power off) TEC 0.22 kWh/week | 50 Watt (standalone copying, ISO/IEC 24712 pattern), 24 Watt (Ready), 1.2 (Sleep mode), 0.3 Watt (Power off) TEC 0.25 kWh/week | 1.2 Watt (sleep mode), 8.5 Watt (Ready), 0.2 Watt (Power off), TEC 0.2 kWh/week | 39 Watt (standalone copying, ISO/IEC 24712 pattern), 1.3 Watt (sleep mode), 17 Watt (Ready), 0.2 Watt (Power off), TEC 0.2 kWh/week | 39 Watt (standalone copying, ISO/IEC 24712 pattern), 1.3 Watt (sleep mode), 18 Watt (Ready), 0.2 Watt (Power off), TEC 0.2 kWh/week |
| Dimensions (W × D × H) | 621 × 652 × 641 mm | 621 × 751 × 711 mm | 613 × 755 × 386 mm | 613 × 755 × 493 mm | 613 × 755 × 493 mm |
| Weight | 64.3 kg | 79.3 kg | 35.3 kg (inks / power cable excluded) | 45.8 kg (inks / power cable excluded) | 45.8 kg (inks / power cable excluded) |





*AirPrint-enabled printers work with iPhone 4s and later, iPad 2 and later, all models of iPad Air and iPad mini, and iPod touch 5th generation with the latest version of iOS, and Mac with the latest version of OS X.

Product variations key: N – Network Connectivity W – Wireless Connectivity F – Fax D – Duplex T – Includes optional paper tray

| | Business Inkjet | | | |
|---|--|--|---|---|
| | WorkForce Pro A4+ RIPS | | WorkForce Pro A4 Colour | |
| Model name | WF-C529RDW | WF-C579RDWF | WF-C4310DW | WF-C4810DTWF |
| |  |  |  |  |
| Functions | A4 single function | A4 multifunction 4-in-1 | A4 single function | A4 multifunction 4-in-1 |
| First page out print | 4.8 sec Mono / 5.3 sec Colour | 4.8 sec Mono / 5.3 sec Colour | 6.4 Sec Mono / 9.3 sec Colour | 5.5 sec Mono / 8.5 sec Colour |
| Print speed (ISO) | 24 ppm Mono / Colour | 24 ppm Mono / Colour | 21 ppm Mono / 11 ppm Colour | 25 ppm Mono / 12 ppm Colour |
| Print resolution | Up to 4,800 × 1,200 dpi | Up to 4,800 × 1,200 dpi | Up to 4,800 × 1,200 dpi | Up to 4,800 × 1,200 dpi |
| PCL & PostScript compatible | Yes | Yes | – | – |
| Print from USB | – | Yes (PDF / TIFF / JPEG) | – | – |
| Scan speed (ISO) | – | 30 ipm (simplex) 60 ipm (duplex) | – | 16.5 ipm Mono / Colour |
| Scan resolution (Maximum) | – | 1,200 × 2,400 dpi | – | 1,200 × 2,400 dpi |
| Scan functions | – | Email, FTP, Network folders, Microsoft SharePoint®, USB Memory Device and Cloud services (Microsoft SharePoint Online, OneDrive, OneNote, Google Drive and Dropbox) with Epson Document Capture Pro | – | Automatic 2-sided Scan, Scan to Computer, Scan to Cloud7, Scan to Email, Scan to Network Folder, Scan to Memory Device, Scan to ScanSmart |
| Copy speed (ISO) | – | 22 ipm Mono / Colour | – | 22 ipm Mono |
| Zoom ratio | – | 25 – 400% | – | 25 – 400% |
| Copy resolution | – | Up to 600 × 600 dpi (optical) 600 × 1200 dpi (maximum) | – | 600 × 600 dpi |
| Fax transmission speed | – | Up to 33.6 Kbps | – | Up to 33.6 kbps |
| Fax memory | – | 6MB / 550 pages | – | 2MB / 180 pages |
| Mobile and cloud printing | Epson Connect (Epson iPrint Mobile app, Email Print, Remote Print Driver), Apple AirPrint*, Epson Bridge for Universal Print at home | Epson Connect (Epson iPrint Mobile app, Email Print, Remote Print Driver, Scan-to-Cloud), Apple AirPrint*, Epson Bridge for Universal Print at home | Epson Connect (Epson iPrint Mobile app, Email Print, Remote Print Driver), Apple AirPrint*, Epson Bridge for Universal Print at home | Epson Connect (Epson iPrint Mobile app, Email Print, Remote Print Driver, Scan-to-Cloud), Apple AirPrint*, Epson Bridge for Universal Print at home |
| Solution compatibility | Epson Print Admin, Epson Remote Services, ERS embedded agent Epson Device Admin, Epson Net Config | Epson Print Admin, Epson Open Platform, Document Capture Pro, DCP Enhanced OCR, Document Capture Pro Server, Document Capture for Mac, Epson Remote Services, ERS embedded agent, Epson Device Admin, Epson Net Config | Epson Device Admin, Epson Net Config | Epson Device Admin, Epson Remote Services, Epson Net Config |
| Interfaces | Wired Network (10Base-T / 100Base-TX / 1000Base-T), Wireless Network, USB (USB 2.0), Wi-Fi Direct | Wired Network (10Base-T / 100Base-TX / 1000Base-T), Wireless Network, USB (USB 2.0), Wi-Fi Direct | USB host, Wi-Fi Direct, Hi-Speed USB – compatible with USB 2.0 specification, Wireless LAN IEEE 802.11b/g/n, Ethernet interface (10Base-T / 100Base-TX) | USB host, Wi-Fi Direct, Hi-Speed USB – compatible with USB 2.0 specification, Wireless LAN IEEE 802.11b/g/n, Ethernet interface (10Base-T / 100Base-TX) |
| Plain paper size | A4, A5, A6, B5, B6, C4 (Envelope), C6 (Envelope), DL (Envelope), No. 10 (Envelope), Letter, Legal, 9 × 13 cm, 10 × 15 cm, 13 × 18 cm, 16:9, HLT, EXE, User defined | A4, A5, A6, B5, B6, C4 (Envelope), C6 (Envelope), DL (Envelope), No. 10 (Envelope), Letter, Legal, 9 × 13 cm, 10 × 15 cm, 13 × 18 cm, 16:9, HLT, EXE, User defined | A4, Letter | A4, A5, A6, B5, C6, DL (Envelope), 10 × 15 cm, 13 × 18 cm, 16:9, User defined, Legal, Letter |
| Paper capacity | Standard: 330 sheets (250 sheets front tray + 80 MP Tray) Option: 500 sheets x2 Max: 1,330 sheets | Standard: 330 sheets (250 sheets front tray + 80 MP Tray) Option: 500 sheets x2 Max: 1,330 sheets | Standard: 250-sheets | Standard: 500-sheets |
| LCD display | 6.1 cm colour LCD | 10.9 cm colour touchscreen | 6.1 cm colour LCD | 10.9 cm colour touchscreen |
| Power consumption Operating / Ready / Sleep / Power Off | 1.2 Watt (sleep mode), 24 Watt (Printing), 8 Watt (Ready), 0.2 Watt (Power off), TEC 0.18 kWh/week | 29 Watt (standalone copying, ISO/IEC 24712 pattern), 1.3 Watt (sleep mode), 14 Watt (Ready), 0.2 Watt (Power off), TEC 0.19 kWh/week | 4.8 Watt (Ready), 0.2 Watt (Power off), 0.9 Watt (sleep mode), TEC 0.14 kWh/week | 8.6 Watt (Ready), 0.2 Watt (Power off), 22 Watt (standalone copying, ISO/IEC 24712 pattern), 1.2 Watt (sleep mode), TEC 0.18 kWh/week |
| Dimensions (W × D × H) | 425 × 535 × 413 mm | 425 × 535 × 413 mm | 425 × 378 × 164 mm | 425 × 388 × 330 mm |
| Weight | 19.3 kg | 23 kg | 5.8 kg | 11.9 kg |






*AirPrint-enabled printers work with iPhone 4s and later, iPad 2 and later, all models of iPad Air and iPad mini, and iPod touch 5th generation with the latest version of iOS, and Mac with the latest version of OS X.

Product variations key: N – Network Connectivity W – Wireless Connectivity F – Fax D – Duplex T – Includes optional paper tray

| | Business Inkjet | | | |
|---|--|--|--|--|
| | WorkForce Pro A4 Colour | | WorkForce Pro A4 Mono | |
| Model name | WF-C5390DW | WF-C5890DWF | WF-M5399DW | WF-M5899DWF |
| |  |  |  |  |
| Functions | A4 single function | A4 multifunction 4-in-1 | A4 single function | A4 multifunction 4-in-1 |
| First page out print | 4.8 sec Mono / 5.3 sec Colour | 4.8 sec Mono / 5.3 sec Colour | 4.8 sec Mono | 4.8 sec Mono |
| Print speed (ISO) | 25 ppm Mono / Colour | 25 ppm Mono / Colour | 25 ppm Mono | 25 ppm Mono |
| Print resolution | Up to 4,800 × 1,200 dpi | Up to 4,800 × 1,200 dpi | Up to 1,200 × 2,400 dpi | Up to 1,200 × 2,400 dpi |
| PCL & PostScript compatible | Yes | Yes | Yes | Yes |
| Print from USB | Yes (PDF / TIFF / JPEG) | Yes (PDF / TIFF / JPEG) | Yes (PDF / TIFF / JPEG) | Yes (PDF / TIFF / JPEG) |
| Scan speed (ISO) | – | 24 ipm Mono / Colour | – | 60 ipm Mono / Colour (simplex) 30 ipm Colour (duplex) |
| Scan resolution (Maximum) | – | 1,200 × 2,400 dpi | – | 1,200 × 2,400 dpi |
| Scan functions | – | Email, FTP, Network folders, Microsoft SharePoint®, USB Memory Device and Cloud services (Microsoft SharePoint Online, OneDrive, OneNote, Google Drive and Dropbox) with Epson Document Capture Pro | – | Email, FTP, Network folders, Microsoft SharePoint®, USB Memory Device and Cloud services (Microsoft SharePoint Online, OneDrive, OneNote, Google Drive and Dropbox) with Epson Document Capture Pro |
| Copy speed (ISO) | – | 22 ipm Mono / Colour | – | 22 ipm Mono |
| Zoom ratio | – | 25 – 400% | – | 25 – 400%, auto fit function |
| Copy resolution | – | Up to 600 × 1200 dpi | – | Up to 600 × 600 dpi (optical) 600 × 1200 dpi (maximum) |
| Fax transmission speed | – | Up to 33.6 Kbps | – | Up to 33.6 Kbps |
| Fax memory | – | 6MB / 550 pages | – | 6MB / 550 pages |
| Mobile and cloud printing | Epson Connect (Epson iPrint Mobile app, Email Print, Remote Print Driver), Apple AirPrint*, Epson Bridge for Universal Print at home | Epson Connect (Epson iPrint Mobile app, Email Print, Remote Print Driver, Scan-to-Cloud), Apple AirPrint*, Epson Bridge for Universal Print at home | Epson Connect (Epson Smart Panel, Epson iPrint Mobile app, Email Print, Remote Print Driver), Apple AirPrint*, Epson Bridge for Universal Print at home | Epson Connect (Epson Smart Panel, Epson iPrint Mobile app, Email Print, Remote Print Driver, Scan-to-Cloud), Apple AirPrint*, Mopria, Epson Bridge for Universal Print at home |
| Solution compatibility | Epson Print Admin, Epson Remote Services, ERS embedded agent, Epson Device Admin, Epson Net Config | Epson Print Admin, Epson Open Platform, Document Capture Pro, DCP Enhanced OCR, Document Capture Pro Server, Document Capture for Mac, Epson Remote Services, ERS embedded agent, Epson Device Admin, Epson Net Config | Epson Print Admin, Epson Remote Services, ERS embedded agent, Epson Device Admin, Epson Net Config | Epson Print Admin, Epson Open Platform, Document Capture Pro, DCP Enhanced OCR, Document Capture Pro Server, Document Capture for Mac, Epson Remote Services, ERS embedded agent, Epson Device Admin, Epson Net Config |
| Interfaces | Wireless LAN IEEE 802.11b/g/n, Wi-Fi Direct, Hi-Speed USB – compatible with USB 2.0 specification, Ethernet Interface (10Base-T / 100Base-TX / 1000Base-T), USB 2.0-A (2x) | Wireless LAN IEEE 802.11b/g/n, Wi-Fi Direct, Hi-Speed USB – compatible with USB 2.0 specification, Ethernet Interface (10Base-T / 100Base-TX / 1000Base-T), USB 2.0-A (2x) | Wireless LAN IEEE 802.11b/g/n, Wi-Fi Direct, Hi-Speed USB – compatible with USB 2.0 specification, Ethernet Interface (10Base-T / 100Base-TX / 1000Base-T), USB 2.0-A (2x) | Wireless LAN IEEE 802.11b/g/n, Wi-Fi Direct, Hi-Speed USB – compatible with USB 2.0 specification, Ethernet Interface (10Base-T / 100Base-TX / 1000Base-T), USB 2.0-A (2x) |
| Plain paper size | A4, A5, A6, B5, Letter, Legal, Envelope #10, DL, C6, C5, 9 × 13 cm, 13 × 18 cm, 10 × 15 cm | A4, A5, A6, B5, Letter, Legal, Envelope #10, DL, C6, C4, 9 × 13 cm, 13 × 18 cm, 10 × 15 cm | A4, A5, A6, B5, Letter, Legal, Envelope #10, DL, C6, C4, Photo 9 × 13 cm, 13 × 18 cm, 10 × 15 cm, 20 × 25 cm, 16:19 wide, user defined 64 × 127 – 215.9 × 6,000 mm | A4, A5, A6, B5, Letter, Legal, Envelope #10, DL, C6, C4, Photo 13 × 18 cm, 10 × 15 cm, 16:19 wide, user defined 55 × 127 – 215.9 × 6,000 mm |
| Paper capacity | Standard: 330-sheets (80-sheet Rear ASF + 250-sheet Front) Optional: 3 × 500-sheet paper tray Max: 1,830 sheets | Standard: 330-sheets (80-sheet Rear ASF + 250-sheet Front) Optional: 3 × 500-sheet paper tray Max: 1,830 sheets | Standard: 330 sheets Max: 1,830 sheets (250 sheet cassette x1 / 80 sheets MP tray / 500 sheets x2) | Standard: 330 sheets Max: 1,830 sheets (250 sheet cassette x1 / 80 sheets MP tray / 500 sheets x2) |
| LCD display | 6.1 cm colour LCD | 10.9 cm colour touchscreen | 6.1 cm colour LCD | 10.9 cm colour touchscreen |
| Power consumption Operating / Ready / Sleep / Power Off | 1.1 Watt (sleep mode), 25 Watt (Printing), 9.8 Watt (Ready), 0.2 Watt (Power off), TEC 0.17 kWh/week | 1.2 Watt (sleep mode), 27 Watt (Printing), 11.7 Watt (Ready), 0.2 Watt (Power off), TEC 0.18 kWh/week | 1.1 Watt (sleep mode), 23 Watt (Printing), 7 Watt (Ready), 0.2 Watt (Power off), TEC 0.16 kWh/week | 23 Watt (standalone copying, ISO/IEC 24712 pattern), 1.4 Watt (sleep mode), 10 Watt (Ready), 0.2 Watt (Power off), TEC 0.19 kWh/week |
| Dimensions (W × D × H) | 425 × 535 × 357 mm | 425 × 535 × 357 mm | 425 × 535 × 357 mm | 425 × 535 × 357 mm |
| Weight | 15.3 kg | 18.7 kg | 15 kg | 19 kg |

*AirPrint-enabled printers work with iPhone 4s and later, iPad 2 and later, all models of iPad Air and iPad mini, and iPod touch 5th generation with the latest version of iOS, and Mac with the latest version of OS X.

Product variations key: N – Network Connectivity W – Wireless Connectivity F – Fax D – Duplex T – Includes optional paper tray

| | EcoTank Pro | | | | |
|---|---|--|---|--|---|
| | Colour | | Mono | | |
| Model name | L6580 | L15180 | M1180 | M15180 | M3180 |
| |  |  |  |  |  |
| Functions | A4 multifunction 4-in-1 | A3 multifunction 4-in-1 | A4 single function | A3 multifunction 3-in-1 | A4 multifunction 4-in-1 |
| First page out print | 5.5 sec Mono / 6 sec Colour | 5.5 sec Mono / 5.5 sec Colour | 6 sec Mono | 5.5 sec Mono | 6 sec Mono |
| Print speed (ISO) | 25 ppm Mono / Colour | 25 ppm Mono / Colour | 20 ppm Mono | 25 ppm Mono | 20 ppm Mono |
| Print resolution | 4800 × 2400 dpi | Up to 4800 × 1200 dpi | Up to 1200 × 2400 dpi | 4800 × 1200 dpi | Up to 1200 × 2400 dpi |
| PCL & PostScript compatible | Yes | Yes | Yes | Yes | Yes |
| Print from USB | Yes (PDF / TIFF / JPEG) | Yes (PDF / TIFF / JPEG) | – | Yes (PDF / TIFF / JPEG) | – |
| Scan speed (ISO) | 27.5 ipm Mono (simplex) 6 ipm Colour (duplex) | 26 ipm Mono (simplex) 6 ipm Colour (duplex) | – | 26 ipm Mono (ADF) 9 ipm Colour (ADF) | 7 ipm Mono (simplex) |
| Scan resolution (Maximum) | 1,200 × 2,400 dpi | 1,200 × 1,200 dpi | – | 1,200 × 1,200 dpi | 1,200 × 2,400 dpi |
| Scan functions | Scan to Email, Scan to FTP, scan to cloud | Scan to Email, Scan to FTP, scan to cloud | – | Scan to Email, Scan to FTP, scan to cloud | Scan to Email, Scan to FTP, scan to cloud |
| Copy speed (ISO) | 23 ipm Mono / Colour | 23 ipm | – | 23 ipm Mono | 17 ipm Mono |
| Zoom ratio | 25 – 400%, auto fit function | 25 – 400%, auto fit function | – | 25 – 400%, auto fit function | 25 – 400%, auto fit function |
| Copy resolution | Up to 600 × 600 dpi (optical) | Up to 600 × 600 dpi (optical) | – | Up to 600 × 600 dpi (optical) | Up to 600 × 600 dpi (optical) |
| Fax transmission speed | Up to 33.6 Kbps / Approx. 3 sec/page | Up to 33.6 Kbps / Approx. 3 sec/page | – | – | Up to 33.6 Kbps |
| Fax memory | Up to 180 pages (ITU-T No.1 chart) | – | – | – | 6MB / 550 pages |
| Mobile and cloud printing | Epson Connect (Epson iPrint Mobile app, Email Print, Remote Print Driver, Scan-to-Cloud), Apple Airprint*, Epson Bridge for Universal Print at home | Epson Connect (Epson iPrint Mobile app, Email Print, Remote Print Driver, Scan-to-Cloud), Apple Airprint*, Epson Smart Panel App, Epson Bridge for Universal Print at home | Epson Connect (Epson iPrint Mobile app, Email Print, Remote Print Driver), Epson Bridge for Universal Print at home | Epson Connect (Epson iPrint Mobile app, Email Print, Remote Print Driver, Scan-to-Cloud), Apple Airprint*, Epson Smart Panel App, Epson Bridge for Universal Print at home | Epson Connect (Epson iPrint Mobile app, Email Print, Remote Print Driver, Scan-to-Cloud), Apple Airprint*, Epson Bridge for Universal Print at home |
| Solution compatibility | Epson Remote Services, Epson Device Admin, Epson Net Config | Epson Print Admin, Epson Open Platform, Epson Remote Services, Epson Device Admin, Epson Net Config, Remote Panel Tool | Epson Remote Services, Epson Device Admin, Epson Net Config | Epson Print Admin, Epson Open Platform, Epson Remote Services, Epson Device Admin, Epson Net Config, Remote Panel Tool | Epson Remote Services, Epson Device Admin, Epson Net Config |
| Interfaces | Hi-Speed USB – compatible with USB 2.0 specification, Ethernet interface (10Base-T / 100Base-TX), Wireless LAN IEEE 802.11b/g/n, Wi-Fi Direct, USB host, Near Field Communication (NFC) | Hi-Speed USB – compatible with USB 2.0 specification, Ethernet interface (10Base-T / 100Base-TX), Wireless LAN IEEE 802.11a/b/g–c, Wi-Fi Direct, USB host | Hi-Speed USB – compatible with USB 2.0 specification, Ethernet interface (10Base-T / 100Base-TX), Wi-Fi Direct, Wireless LAN IEEE 802.11b/g/n | Hi-Speed USB – compatible with USB 2.0 specification, Ethernet interface (10Base-T / 100Base-TX), Wireless LAN IEEE 802.11a/b/g–c, Wi-Fi Direct, USB host | Hi-Speed USB – compatible with USB 2.0 specification, Ethernet interface (10Base-T / 100Base-TX), Wi-Fi Direct, Wireless LAN IEEE 802.11b/g/n |
| Plain paper size | A4, A5, A6, B6, B5, Letter, Legal, Envelope #10, DL, C6, C4, 10 × 15 cm | A3+, A3, A4, A5, A6, B5, Letter, Legal, Envelope #10, DL, C6, C4, Photo 9 × 13 cm, 13 × 18 cm, 10 × 15 cm | A4, A5, A6, B6, B5, Letter, Legal, Envelope #10, DL, C6 | A3+, A3, A4, A5, A6, B5, Letter, Legal, Envelope #10, DL, C6, C4, 10 × 15 cm | A4, A5, A6, B5, B6, Letter, Legal, Envelope #10, DL, C6 |
| Paper capacity | Standard: 550 sheets Max: 550 sheets | Standard: 550 sheets Max: 550 sheets | Standard: 250 sheets Max: 250 sheet | Standard: 550 sheets Max: 550 sheets | Standard: 250 sheets Max: 250 sheet |
| LCD display | 10.9 cm colour LCD | 10.9 cm colour LCD | – | 10.9 cm colour LCD | 6.1 cm colour LCD |
| Power consumption Operating / Ready / Sleep / Power Off | 0.8 Watt (sleep mode), 19 Watt (Printing), 10 Watt (Ready), 0.2 Watt (Power off), TEC 0.14 kWh/week | 0.7 Watt (sleep mode), 19 Watt (Printing), 9.7 Watt (Ready), 0.15 Watt (Power off), TEC 0.13 kWh/week | 0.7 Watt (sleep mode), 14 Watt (Printing), 3.4 Watt (Ready), 0.2 Watt (Power off), TEC 0.12 kWh/week | 0.7 Watt (sleep mode), 19 Watt (Printing), 9.7 Watt (Ready), 0.15 Watt (Power off), TEC 0.13 kWh/week | 1 Watt (sleep mode), 12 Watt (Standalone copying), 5.7 Watt (Ready), 0.2 Watt (Power off), TEC 0.18 kWh/week |
| Dimensions (W × D × H) | 425 × 500 × 350 mm | 515 × 500 × 350 mm | 375 × 347 × 151 mm | 515 × 500 × 350 mm | 375 × 347 × 346 mm |
| Weight | 17.8 kg | 21.5 kg | 4.3 kg | 20.3 kg | 7.3 kg |

*AirPrint-enabled printers work with iPhone 4s and later, iPad 2 and later, all models of iPad Air and iPad mini, and iPod touch 5th generation with the latest version of iOS, and Mac with the latest version of OS X.

| | Dot Matrix 24 pin – Passbook | |
|-----------------------------------|---------------------------------|---------------|
| Model name | PLQ-35 | PLQ-50 |
| No. of Pins | 24 | 24 |
| Carriage Width | 94 | 94 |
| Print Volume | High | High |
| Max Print Speed | 540 at 10 cpi | 630 at 10 cpi |
| Multipart copy | 1 + 6 | 1 + 6 |
| Ribbon Yield (million characters) | 5 m | 5 m |

| | Dot Matrix 24 pin | | | | |
|-----------------------------------|----------------------|---------------|---------------|---------------|---------------|
| Model name | LQ-350 | LQ-590II | LQ-590IIN | LQ-690II | LQ-690IIN |
| No. of Pins | 24 | 24 | 24 | 24 | 24 |
| Carriage Width | 80 | 80 | 80 | 106 | 106 |
| Print Volume | Low | High | High | Medium | Medium |
| Max Print Speed | 347 at 10 cpi | 550 at 10 cpi | 550 at 10 cpi | 487 at 10 cpi | 487 at 10 cpi |
| Multipart copy | 1 + 3 | 1 + 6 | 1 + 6 | 1 + 6 | 1 + 6 |
| Ribbon Yield (million characters) | 2.5 m | 5 m | 5 m | 10 m | 10 m |

| | Dot Matrix 24 pin | | | | | | |
|-----------------------------------|----------------------|---------------|---------------|---------------|---------------|---------------|---------------|
| Model name | LQ-780 | LQ-780N | LQ-2090II | LQ-2090IIN | LQ-2190 | DLQ-3500II | DLQ-3500IIN |
| No. of Pins | 24 | 24 | 24 | 24 | 24 | 24 | 24 |
| Carriage Width | 106 | 106 | 136 | 136 | 136 | 136 | 136 |
| Print Volume | Medium | Medium | High | High | High | High | High |
| Max Print Speed | 487 at 10 cpi | 487 at 10 cpi | 550 at 10 cpi | 550 at 10 cpi | 576 at 12 cpi | 594 at 12 cpi | 594 at 12 cpi |
| Multipart copy | 1 + 6 | 1 + 6 | 1 + 6 | 1 + 6 | 1 + 5 | 1 + 7 | 1 + 7 |
| Ribbon Yield (million characters) | 10 m | 10 m | 8 m | 8 m | 15 m | 9 m | 9 m |

| | Dot Matrix 9 pin | | | | | | |
|-----------------------------------|---------------------|---------------|---------------|---------------|---------------|-----------------|-----------------|
| Model name | LX-350 | LX-1350 | FX-890IIN | FX-2190II | FX-2190IIN | DFX-9000 | DFX-9000N |
| No. of Pins | 9 | 9 | 9 | 9 | 9 | 9 | 9 |
| Carriage Width | 80 | 136 | 80 | 136 | 136 | 136 | 136 |
| Print Volume | Low | Low | High | High | High | High | High |
| Max Print Speed | 357 at 12 cpi | 357 at 12 cpi | 738 at 12 cpi | 738 at 12 cpi | 738 at 12 cpi | 1,550 at 12 cpi | 1,550 at 10 cpi |
| Multipart copy | 1 + 4 | 1 + 4 | 1 + 6 | 1 + 6 | 1 + 6 | 1 + 9 | 1 + 9 |
| Ribbon Yield (million characters) | 4 m | 4 m | 7.5 m | 12 m | 12 m | 15m | 15 m |

Document Scanners

Create a better business environment with the support of a global leader in scanning solutions. Built with performance at its heart, the Epson document scanner range is the ideal solution for high performance and high volume scanning.



■ Compact scanner range

Offer an all-in-one scanning solution for anyone who has limited desk space and needs to scan various types of media and documents.

Built to balance the scale between power and convenience, these highly versatile scanners empower businesses of all sizes to do more with less and reap all the benefits of an ultra-compact scanner without having to sacrifice precious office desk space.

- **Ultra-compact** Smallest footprint, even while in use
- **Versatile** Scan passports, receipts, invoices, cards and more
- **Two-in-one** U-turn pass and straight pass
- **Lower environmental impact**



■ Mobile scanner range

Featuring some of the lightest products in their class, these scanners are ideal for scanning on the go, and keeping productivity high.

- Lightweight
- Automatic document feeder
- Wi-Fi and Wi-Fi Direct
- Built-in Lithium Batteries
- Correct document skew



■ Sheetfed scanner range

Built with performance at its heart, the Epson sheetfed business scanner range is the ideal solution for organisations adopting hybrid working practices, while maximising productivity.

- High-speed ADF scanning with duplex
- Versatile media handling
- Wi-Fi and network options
- Onboard sensors to prevent errors
- Automatic paper size detection



■ Flatbed scanner range

The flatbed range quickly and easily scans documents of any shape or size. Ideal for scanning irregular shapes or fragile items, as well as books and bound media.

- A4 and A3 duplex solutions
- High-speed ADF scanning with duplex
- Scan up to 8,000 pages per day
- Network versions
- Automatic paper size detection

The Epson scanner range is built with performance at its heart, and this is reflected in built-in technology that makes it even easier to digitise files quickly and securely.

Epson's ScanWay models have network sharing functionality and support PC-free, standalone operation. This simplifies job workflows and enhances security, as no data is left on the PC.



ScanWay provides simple, reliable, and secure scanning solutions for scanner operators and administrators.

- Scan to¹ network folder, email, cloud, and USB stick² to make digitising and organising files easy.
- Additional shortcut buttons³ and panel customisation⁴ makes individual job identification simple, even if a large number of people share the device. Improving productivity and eliminating manual routing errors.
- User authentication² functionality allows multiple users to share scanners ensuring personal job profiles are instantly accessible for optimal efficiency.



Sometimes, the documents you need to scan have suffered damage, such as scratches, folds, wrinkles and tears. Or they might be thin paper, thick paper, or even booklets. When scanning these documents, there is a risk that paper jams will occur, damaging the documents further. Epson's PaperCare technology reduces these risks, and protects your important documents.

¹ DS-730N

² DS-790WN

³ Requires Epson Smart Panel app download. Data usage fees may apply. Compatible mobile device operating systems — for iOS: 11.0 or later; for iPadOS[®]: OS 13.1 or later; for Android: 5.0 or later

⁴ For a list of compatible printers and scanners, visit <https://epson.com/Mobile-Printing-and-Scanning-Solutions>

Effortless integration and sharing

Epson scanners are designed for seamless integration into your IT environment with industry standard TWAIN, WIA and ISIS driver support.







With Epson Document Capture software, create dynamic workflows for those in the office or working from home, by scanning and sharing documents to network folders, SharePoint, cloud services or via email. It enables collaboration to all stakeholders regardless of location.







With our Wi-Fi Direct™ solutions, users can control business scanners with Android and Apple mobile devices through the Epson DocumentScan app. Simple solutions for agile workers and hot-desking.






| Business Scanners | | | | |
|---|---|---|---|---|
| Compact | | | | |
| Model name | ES-C320W | ES-C380W | DS-C330 | DS-C490 |
| |  |  |  |  |
| Scanning Speed Mono | 30 ppm / 60 ipm | 30 ppm / 60 ipm | 30 ppm / 60 ipm | 40 ppm / 80 ipm |
| Scanning Speed Colour | 30 ppm / 60 ipm | 30 ppm / 60 ipm | 30 ppm / 60 ipm | 40 ppm / 80 ipm |
| Automatic Document Feeder Capacity | 20 pages | 20 pages | 20 pages | 20 pages |
| Duplex Scan | ✓ | ✓ | ✓ | ✓ |
| ADF Paper weight | 40 - 413 g/m ² | 40 - 413 g/m ² | 40 - 413 g/m ² | 40 - 413 g/m ² |
| Ultrasonic Sensor | – | – | – | ✓ |
| Scanning Resolution (Horizontal x Vertical) | 600 x 600 dpi | 600 x 600 dpi | 600 x 600 dpi | 600 x 600 dpi |
| Reliability Daily Duty Cycle | 3,500 | 3,500 | 5,000 | 6,500 |
| Interfaces | USB 2.0, Wireless LAN IEEE 802.11a/b/g/n, Wi-Fi Direct | USB 2.0, Wireless LAN IEEE 802.11a/b/g/n, Wi-Fi Direct | USB 2.0 | USB 2.0 |
| Options | Roller Assembly Kit (B12B819731), Passport Carrier Sheet (B12B819651) | Roller Assembly Kit (B12B819731) | Roller Assembly Kit (B12B819731), Passport Carrier Sheet (B12B819651) | Roller Assembly Kit (B12B819731) |
| Light Source | ReadyScan LED technology | ReadyScan LED technology | ReadyScan LED technology | ReadyScan LED technology |
| Drivers | TWAIN, WIA, SANE, ICA | TWAIN, WIA, SANE, ICA | TWAIN, ISIS, WIA, SANE, ICA | TWAIN, ISIS, WIA, SANE, ICA |
| Software | Epson Scan 2, ScanSmart, Smart Panel, Epson Device Admin | Epson Scan 2, ScanSmart, Smart Panel, Epson Device Admin | Document Capture Pro, Document Capture for Mac, Epson Device Admin, Epson Scan 2 | Document Capture Pro, Document Capture for Mac, Epson Device Admin, Epson Scan 2 |
| Pull / Push Scanning* | – | ✓ | – | – |
| Output Formats | BMP, JPEG, TIFF, multi-TIFF, PDF, searchable PDF, PDF/A, PNG | BMP, JPEG, TIFF, multi-TIFF, PDF, searchable PDF, PDF/A, PNG | BMP, JPEG, TIFF, multi-TIFF, PDF, searchable PDF, PDF/A, PNG | BMP, JPEG, TIFF, multi-TIFF, PDF, searchable PDF, PDF/A, PNG |
| Automatic De-Skew | ✓ | ✓ | ✓ | ✓ |
| Text Enhancement | ✓ | ✓ | ✓ | ✓ |
| RGB Colour Enhance | ✓ | ✓ | ✓ | ✓ |
| RGB Colour Dropout | ✓ | ✓ | ✓ | ✓ |
| Skip Blank Page | ✓ | ✓ | ✓ | ✓ |
| A3 Stitching | ✓ | ✓ | ✓ | ✓ |
| Punch Holes Removal | ✓ | ✓ | ✓ | ✓ |
| Auto Rotation | ✓ | ✓ | ✓ | ✓ |
| Weight | 1.8 kg | 1.9 kg | 1.8 kg | 1.9 kg |
| Standard Warranty | 12 months carry in | 12 months carry in | 12 months carry in | 12 months carry in |
| Dimensions – (W x D x H) | 296 x 104 x 125 mm | 296 x 104 x 125 mm | 296 x 104 x 125 mm | 296 x 104 x 125 mm |






* Pull / Push scanning with Document Capture software suite

| | Business Scanners | | | |
|---|---|---|---|---|
| | Mobile | | | |
| Model name | ES-50 | ES-60W | DS-70 | DS-80W |
| |  |  |  |  |
| Scanning Speed Mono | 5.5 s/page | 4 s/page | 5.5 s/page | 4 s/page |
| Scanning Speed Colour | 5.5 s/page | 4 s/page | 5.5 s/page | 4 s/page |
| Automatic Document Feeder Capacity | 1 sheet | 1 sheet | 1 sheet | 1 sheet |
| Duplex Scan | – | – | – | – |
| ADF Paper weight | 35 – 270 g/m ² | 35 – 270 g/m ² | 35 – 270 g/m ² | 35 – 270 g/m ² |
| Ultrasonic Sensor | – | – | – | – |
| Scanning Resolution (Horizontal x Vertical) | 600 x 600 dpi | 600 x 600 dpi | 600 x 600 dpi | 600 x 600 dpi |
| Reliability Daily Duty Cycle | 300 | 300 | 300 | 300 |
| Interfaces | USB 2 micro B | USB 2.0 / Wi-Fi | USB 2 micro B | USB / Wi-Fi direct |
| Options | – | – | – | – |
| Light Source | ReadyScan LED Technology | ReadyScan LED Technology | ReadyScan LED Technology | ReadyScan LED Technology |
| Drivers | TWAIN, WIA, SANE, ICA | TWAIN, WIA, SANE, ICA | TWAIN, WIA, SANE, ICA | TWAIN, WIA, SANE, ICA |
| Software | Epson Scan 2, Epson ScanSmart | Epson Scan 2, Epson ScanSmart | Document Capture Pro, Document Capture for Mac, Epson Scan 2 | Document Capture Pro, Epson Device Admin, Document Capture for Mac, Epson Scan 2 |
| Pull / Push Scanning* | Pull / Push | Pull / Push | Pull / Push | Pull / Push |
| Output Formats | JPEG, PDF, searchable PDF, PDF/A | JPEG, PDF, searchable PDF, PDF/A | JPEG, PDF, searchable PDF, PDF/A | BMP, JPEG, TIFF, multi-TIFF, PNG, PDF, PDF/A, searchable PDF, docx, xlsx, pptx |
| Automatic De-Skew | ✓ | ✓ | ✓ | ✓ |
| Text Enhancement | ✓ | ✓ | ✓ | ✓ |
| RGB Colour Enhance | ✓ | ✓ | ✓ | ✓ |
| RGB Colour Dropout | ✓ | ✓ | ✓ | ✓ |
| Skip Blank Page | – | – | – | – |
| A3 Stitching | – | – | – | – |
| Punch Holes Removal | ✓ | ✓ | ✓ | ✓ |
| Auto Rotation | ✓ | ✓ | ✓ | ✓ |
| Weight | 270 g (0.27 kg) | 300 g (0.3 kg) | 270 g (0.27 kg) | 300 g (0.3 kg) |
| Standard Warranty | 24 months carry in | 24 months carry in | 24 months carry in | 24 months carry in |
| Dimensions – (W x D x H) | 272 x 47 x 34 mm | 272 x 47 x 34 mm | 272 x 47 x 34 mm | 272 x 47 x 34 mm |



* Pull / Push scanning with Document Capture software suite

| Business Scanners | | | | |
|---|---|---|---|---|
| A4 Sheetfed | | | | |
| Model name | DS-410 | ES-500WII | DS-530II | ES-580W |
| |  |  |  |  |
| Scanning Speed Mono | 26 ppm / 52 ipm | 35 ppm / 70 ipm | 35 ppm / 70 ipm | 35 ppm / 70 ipm |
| Scanning Speed Colour | 26 ppm / 52 ipm | 35 ppm / 70 ipm | 35 ppm / 70 ipm | 35 ppm / 70 ipm |
| Automatic Document Feeder Capacity | 50 pages | 50 pages | 50 pages | 100 pages |
| Duplex Scan | ✓ | ✓ | ✓ | ✓ |
| ADF Paper weight | 50 – 209g/m ² | 27 – 413 g/m ² | 27 – 413 g/m ² | 27 – 413 g/m ² |
| Ultrasonic Sensor | – | ✓ | ✓ | ✓ |
| Scanning Resolution (Horizontal x Vertical) | 600 x 600 dpi | 600 x 600 dpi | 600 x 600 dpi | 600 x 600 dpi |
| Reliability Daily Duty Cycle | 3,000 | 4,000 | 5,500 | 4,000 |
| Interfaces | USB 2.0 Type B | USB 3.2 Gen 1, Wi-Fi Direct, Wireless LAN IEEE 802.11b/g/n | USB 3.2 Gen 1 | USB 3.2 Gen 1, Wi-Fi Direct, USB host, Wireless LAN IEEE 802.11a/b/g/n |
| Options | Roller assembly kit B12B819381 Carrier Sheet x 5 B12B813431 | Roller assembly kit B12B819671 Carrier Sheet x 5 B12B819051 | Roller assembly kit B12B819671 Carrier Sheet x 5 B12B819051 | Roller assembly kit B12B819671 Carrier Sheet x 5 B12B819051 |
| Light Source | ReadyScan LED Technology | ReadyScan LED Technology | ReadyScan LED Technology | ReadyScan LED Technology |
| Drivers | TWAIN, WIA, ISIS, SANE, ICA | TWAIN, WIA, SANE (Linux), ICA (Mac) | TWAIN, WIA, ISIS, SANE, ICA | TWAIN, WIA, SANE, ICA |
| Software | Document Capture Pro, Document Capture for Mac, Epson Scan 2 | Epson Scan 2, Epson ScanSmart | Document Capture Pro, Document Capture for Mac, Epson Scan 2 | Epson Scan 2, Epson ScanSmart |
| Pull / Push Scanning* | Pull / Push | Pull / Push | Pull / Push | Pull / Push |
| Output Formats | BMP, JPEG, TIFF, multi-TIFF, PNG, PDF, PDF/A, searchable PDF, docx, xlsx, pptx | BMP, JPEG, TIFF, multi-TIFF, PDF, searchable PDF, PDF/A, PNG | BMP, JPEG, TIFF, multi-TIFF, PNG, PDF, PDF/A, searchable PDF, docx, xlsx, pptx | BMP, JPEG, TIFF, multi-TIFF, PDF, searchable PDF, PDF/A, PNG |
| Automatic De-Skew | ✓ | ✓ | ✓ | ✓ |
| Text Enhancement | ✓ | ✓ | ✓ | ✓ |
| RGB Colour Enhance | ✓ | ✓ | ✓ | ✓ |
| RGB Colour Dropout | ✓ | ✓ | ✓ | ✓ |
| Skip Blank Page | ✓ | ✓ | ✓ | ✓ |
| A3 Stitching | ✓ | ✓ | ✓ | ✓ |
| Punch Holes Removal | ✓ | ✓ | ✓ | ✓ |
| Auto Rotation | ✓ | ✓ | ✓ | ✓ |
| Weight | 2.5 kg | 3.7 kg | 3.7 kg | 3.7 kg |
| Standard Warranty | 12 months onsite service | 12 months carry in | 12 months onsite service | 12 months carry in |
| Dimensions – (W x D x H) | 297 x 152 x 154 mm | 296 x 169 x 176 mm | 296 x 169 x 176 mm | 296 x 169 x 176 mm |





* Pull / Push scanning with Document Capture software suite

| | Business Scanners | | | | |
|---|---|---|---|---|---|
| | A4 Sheetfed | | | | |
| Model name | DS-730N | DS-770II | DS-790WN | DS-870 | DS-970 |
| |  |  |  |  |  |
| Scanning Speed Mono | 40 ppm / 80 ipm | 45 ppm / 90 ipm | 45 ppm / 90 ipm | 65 ppm / 130 ipm | 85 ppm / 170 ipm |
| Scanning Speed Colour | 40 ppm / 80 ipm | 45 ppm / 90 ipm | 45 ppm / 90 ipm | 65 ppm / 130 ipm | 85 ppm / 170 ipm |
| Automatic Document Feeder Capacity | 100 pages | 100 sheets | 100 sheets | 100 pages | 100 pages |
| Duplex Scan | ✓ | ✓ | ✓ | ✓ | ✓ |
| ADF Paper weight | 27 – 413g/m ² | 27 – 413 g/m ² | 27 – 413 g/m ² | 27 – 413 g/m ² | 27 – 413 g/m ² |
| Ultrasonic Sensor | ✓ | ✓ | ✓ | | ✓ |
| Scanning Resolution (Horizontal x Vertical) | 600 x 600 dpi | 600 x 600 dpi | 600 x 600 dpi | 600 x 600 dpi | 600 x 600 dpi |
| Reliability Daily Duty Cycle | 6,500 | 7,000 | 7,000 | 10,000 | 14,000 |
| Interfaces | USB 2.0 / Ethernet Interface | USB 3.2 Gen 1 | USB 3.2 Gen 1, Wi-Fi Direct, USB host, Ethernet Interface (1000Base-T / 100Base-TX / 10Base-T), Wireless LAN b/g/g 25GHz | USB 3.2 Gen 1 | USB 3.2 Gen 1 |
| Options | Roller assembly kit B12B819671 Carrier Sheet x 5 B12B819051 | Flatbed conversion kit | Roller assembly kit | Flatbed conversion kit | Flatbed conversion kit |
| Light Source | ReadyScan LED Technology | ReadyScan LED Technology | ReadyScan LED Technology | ReadyScan LED Technology | ReadyScan LED Technology |
| Drivers | TWAIN, WIA, ISIS, SANE, ICA | TWAIN, WIA, ISIS, ICA | TWAIN, WIA, ISIS, ICA | TWAIN, WIA, ISIS, ICA | TWAIN, WIA, ISIS, ICA |
| Software | Document Capture Pro, Document Capture Pro Server, Document Capture for Mac, Epson Scan 2, Epson Device Admin | Document Capture Pro, Document Capture for Mac, Epson Scan 2 | Document Capture Pro, Document Capture Pro Server, Document Capture for Mac, Document Capture Pro Server Authentication Edition, Epson Scan 2 | Document Capture Pro, Document Capture Pro Server, Document Capture for Mac, Epson Scan 2, Epson Device Admin | Document Capture Pro, Document Capture Pro Server, Document Capture for Mac, Epson Scan 2, Epson Device Admin |
| Pull / Push Scanning* | Pull / Push | Pull / Push | Pull / Push | Pull / Push | Pull / Push |
| Output Formats | BMP, JPEG, TIFF, multi-TIFF, PNG, PDF, PDF/A, searchable PDF, docx, xlsx, pptx | BMP, JPEG, TIFF, multi-TIFF, PNG, PDF, PDF/A, searchable PDF, docx, xlsx, pptx | BMP, JPEG, TIFF, multi-TIFF, PDF, searchable PDF, secure PDF, PDF/A, PNG | BMP, JPEG, TIFF, multi-TIFF, PNG, PDF, PDF/A, searchable PDF, docx, xlsx, pptx | BMP, JPEG, TIFF, multi-TIFF, PNG, PDF, PDF/A, searchable PDF, docx, xlsx, pptx |
| Automatic De-Skew | ✓ | ✓ | ✓ | ✓ | ✓ |
| Text Enhancement | ✓ | ✓ | ✓ | ✓ | ✓ |
| RGB Colour Enhance | ✓ | ✓ | ✓ | ✓ | ✓ |
| RGB Colour Dropout | ✓ | ✓ | ✓ | ✓ | ✓ |
| Skip Blank Page | ✓ | ✓ | ✓ | ✓ | ✓ |
| A3 Stitching | ✓ | ✓ | ✓ | ✓ | ✓ |
| Punch Holes Removal | ✓ | ✓ | ✓ | ✓ | ✓ |
| Auto Rotation | ✓** | ✓ | ✓ | ✓ | ✓ |
| Weight | 3.6 kg | 3.6 kg | 3.7 kg | 3.6 kg | 3.6 kg |
| Standard Warranty | 12 months onsite service | 12 months onsite service | 12 months onsite service | 12 months onsite service | 12 months onsite service |
| Dimensions – (W x D x H) | 296 x 169 x 167 mm | 296 x 169 x 176 mm | 296 x 169 x 167 mm | 296 x 169 x 167 mm | 296 x 169 x 167 mm |




* Pull / Push scanning with Document Capture software suite ** Feature available with Epson Document Capture software

| | Business Scanners | |
|---|---|---|
| | A3 Sheetfed | |
| Model name | DS-30000 | DS-32000 |
| |  |  |
| Scanning Speed Mono | 70 ppm / 140 ipm | 90 ppm / 180 ipm |
| Scanning Speed Colour | 70 ppm / 140 ipm | 90 ppm / 180 ipm |
| Automatic Document Feeder Capacity | 120 pages | 120 pages |
| Duplex Scan | ✓ | ✓ |
| ADF Paper weight | 27 – 413 g/m ² | 20 – 413 g/m ² |
| Ultrasonic Sensor | ✓ | ✓ |
| Scanning Resolution (Horizontal x Vertical) | 600 x 600 dpi | 600 x 600 dpi |
| Reliability Daily Duty Cycle | 30,000 | 40,000 |
| Interfaces | USB 3.2 Gen 1 | USB 3.2 Gen 1 |
| Options | Roller assembly kit | Roller assembly kit |
| Light Source | ReadyScan LED Technology | ReadyScan LED Technology |
| Drivers | TWAIN, WIA, ISIS, SANE, ICA | TWAIN, WIA, ISIS, SANE, ICA |
| Software | Document Capture Pro, Document Capture for Mac, Epson Scan 2 | Document Capture Pro, Document Capture for Mac, Epson Scan 2 |
| Pull / Push Scanning* | Pull / Push | Pull / Push |
| Output Formats | BMP, JPEG, TIFF, multi-TIFF, PNG, PDF, PDF/A, searchable PDF, docx, xlsx, pptx | BMP, JPEG, TIFF, multi-TIFF, PNG, PDF, PDF/A, searchable PDF, docx, xlsx, pptx |
| Automatic De-Skew | ✓ | ✓ |
| Text Enhancement | ✓ | ✓ |
| RGB Colour Enhance | ✓ | ✓ |
| RGB Colour Dropout | ✓ | ✓ |
| Skip Blank Page | ✓ | ✓ |
| A3 Stitching | – | – |
| Punch Holes Removal | ✓ | ✓ |
| Auto Rotation | ✓ | ✓ |
| Weight | 5.8 kg | 5.8 kg |
| Standard Warranty | 12 months onsite service | 12 months onsite service |
| Dimensions – (W x D x H) | 371 x 208 x 219 mm | 371 x 208 x 219 mm |



* Pull / Push scanning with Document Capture software suite

| Business Scanners | | | | |
|---|---|---|---|---|
| A4 Flatbed | | | | |
| Model name | DS-1630 | DS-1660W | DS-6500 / DS-6500N | DS-7500 / DS-7500N |
| |  |  |  |  |
| Scanning Speed Mono | 25 ppm / 10 ipm | 25 ppm / 10 ipm | 25 ppm / 50 ipm | 40 ppm / 80 ipm |
| Scanning Speed Colour | 25 ppm / 10 ipm | 25 ppm / 10 ipm | 25 ppm / 50 ipm | 40 ppm / 80 ipm |
| Automatic Document Feeder Capacity | 50 pages | 50 pages | 100 pages | 100 pages |
| Duplex Scan | ✓ | ✓ | ✓ | ✓ |
| ADF Paper weight | 50 – 120 g/m ² | 50 – 120 g/m ² | 50 – 128 g/m ² | 50 – 128 g/m ² |
| Ultrasonic Sensor | – | – | ✓ | ✓ |
| Scanning Resolution (Horizontal x Vertical) | 1,200 x 1,200 dpi | 1,200 x 1,200 dpi | 1,200 x 1,200 dpi | 1,200 x 1,200 dpi |
| Reliability Daily Duty Cycle | 1,500 | 1,500 | 3,000 | 4,000 |
| Interfaces | USB 3.2 Gen 1 | USB 3.2 Gen 1 / Wi-Fi / Wi-Fi direct | USB 2.0 Type B | USB 2.0 Type B |
| Options | – | – | Network Interface Panel B12B808411 | Network Interface Panel B12B808411 |
| Light Source | ReadyScan LED Technology | RGB LED | ReadyScan LED Technology | ReadyScan LED Technology |
| Drivers | TWAIN, WIA, ISIS, SANE, ICA | TWAIN, WIA, SANE, ICA | TWAIN, WIA, ISIS, SANE, ICA | TWAIN, WIA, ISIS, SANE, ICA |
| Software | Document Capture Pro, Document Capture Pro Server, Document Capture for Mac, Epson Scan 2 | Document Capture Pro, Document Capture Pro Server, Document Capture for Mac, Epson Scan 2 | Document Capture Pro, Document Capture Pro Server, Document Capture for Mac, Epson Event Manager (Mac), Epson Scan 2, Sprint 9.0 (Mac OS), Epson Device Admin | Document Capture Pro, Document Capture Pro Server, Document Capture for Mac, Epson Event Manager (Mac), Epson Scan 2, Sprint 9.0 (Mac OS), Epson Device Admin |
| Pull / Push Scanning* | Pull / Push | Pull / Push | Pull / Push | Pull / Push |
| Output Formats | BMP, JPEG, TIFF, multi-TIFF, PNG, PDF, PDF/A, searchable PDF, docx, xlsx, pptx | BMP, JPEG, TIFF, multi-TIFF, PNG, PDF, PDF/A, searchable PDF, docx, xlsx, pptx | BMP, JPEG, TIFF, multi-TIFF, PNG, PDF, PDF/A, searchable PDF, docx, xlsx, pptx | BMP, JPEG, TIFF, multi-TIFF, PNG, PDF, PDF/A, searchable PDF, docx, xlsx, pptx |
| Automatic De-Skew | ✓ | ✓ | ✓ | ✓ |
| Text Enhancement | ✓ | ✓ | ✓ | ✓ |
| RGB Colour Enhance | ✓ | ✓ | ✓ | ✓ |
| RGB Colour Dropout | ✓ | ✓ | ✓ | ✓ |
| Skip Blank Page | ✓ | ✓ | ✓ | ✓ |
| A3 Stitching | ✓ | ✓ | – | – |
| Punch Holes Removal | ✓ | ✓ | ✓ | ✓ |
| Auto Rotation | ✓ | ✓ | ✓ | ✓ |
| Weight | 3.7 kg | 3.7 kg | 9.8 kg | 9.8 kg |
| Standard Warranty | 12 months onsite service | 12 months onsite service | 12 months onsite service | 12 months onsite service |
| Dimensions – (W x D x H) | 451 x 315 x 120 mm | 451 x 315 x 120 mm | 495 x 360 x 217 mm | 495 x 360 x 217 mm |

* Pull / Push scanning with Document Capture software suite

| | Business Scanners | | |
|---|---|---|---|
| | A3 Flatbed | | |
| Model name | DS-50000 / DS-50000N | DS-60000 / DS-60000N | DS-70000 / DS-70000N |
| |  |  |  |
| Scanning Speed Mono | 4 s/page | 40 ppm / 80 ipm | 70 ppm / 140 ipm |
| Scanning Speed Colour | 4 s/page | 40 ppm / 80 ipm | 70 ppm / 140 ipm |
| Automatic Document Feeder Capacity | – | 200 | 200 |
| Duplex Scan | – | ✓ | ✓ |
| ADF Paper weight | – | 35 – 128 g/m ² | 35 – 128 g/m ² |
| Ultrasonic Sensor | – | ✓ | ✓ |
| Scanning Resolution (Horizontal x Vertical) | 600 x 600 dpi | 600 x 600 dpi | 600 x 600 dpi |
| Reliability Daily Duty Cycle | – | 5,000 | 8,000 |
| Interfaces | USB 2.0 | USB 2.0 | USB 2.0 |
| Options | Network Interface Panel B12B808411 | Network Interface Panel B12B808411 | Network Interface Panel B12B808411 |
| Light Source | ReadyScan LED Technology | ReadyScan LED Technology | ReadyScan LED Technology |
| Drivers | TWAIN, WIA, ISIS, SANE, ICA | TWAIN, WIA, ISIS, SANE, ICA | TWAIN, WIA, ISIS, SANE, ICA |
| Software | Document Capture Pro, Document Capture Pro Server, Document Capture for Mac, Epson Event Manager (Mac), Epson Scan 2, Sprint 9.0 (Mac OS) | Document Capture Pro, Document Capture Pro Server, Document Capture for Mac, Epson Event Manager (Mac), Epson Scan 2, Sprint 9.0 (Mac OS) | Document Capture Pro, Document Capture Pro Server, Document Capture for Mac, Epson Event Manager (Mac), Epson Scan 2, Sprint 9.0 (Mac OS) |
| Pull / Push Scanning* | Pull / Push | Pull / Push | Pull / Push |
| Output Formats | BMP, JPEG, TIFF, multi-TIFF, PNG, PDF, PDF/A, searchable PDF, docx, xlsx, pptx | BMP, JPEG, TIFF, multi-TIFF, PNG, PDF, PDF/A, searchable PDF, docx, xlsx, pptx | BMP, JPEG, TIFF, multi-TIFF, PNG, PDF, PDF/A, searchable PDF, docx, xlsx, pptx |
| Automatic De-Skew | ✓ | ✓ | ✓ |
| Text Enhancement | ✓ | ✓ | ✓ |
| RGB Colour Enhance | ✓ | ✓ | ✓ |
| RGB Colour Dropout | ✓ | ✓ | ✓ |
| Skip Blank Page | – | ✓ | ✓ |
| A3 Stitching | – | – | – |
| Punch Holes Removal | ✓ | ✓ | ✓ |
| Auto Rotation | ✓ | ✓ | ✓ |
| Weight | 14.8 kg | 26.9 kg | 26.9 kg |
| Standard Warranty | 12 months onsite service | 12 months onsite service | 12 months onsite service |
| Dimensions – (W x D x H) | 640 x 468 x 156 mm | 640 x 522 x 289 mm | 640 x 522 x 289 mm |

* Pull / Push scanning with Document Capture software suite

| | Business Scanners | |
|---|---|---|
| | A3 Flatbed | |
| Model name | Expression 13000XL | Expression 13000XL Pro |
| |  |  |
| Scanning Speed Mono | 12 s/page measured with Size: A4, Resolution: 300 dpi | 12 s/page measured with Size: A4, Resolution: 300 dpi |
| Scanning Speed Colour | 12 s/page measured with Size: A4, Resolution: 300 dpi | 12 s/page measured with Size: A4, Resolution: 300 dpi |
| Automatic Document Feeder Capacity | – | – |
| Duplex Scan | – | – |
| ADF Paper weight | – | – |
| Ultrasonic Sensor | – | – |
| Scanning Resolution (Horizontal x Vertical) | 2,400 x 4,800 dpi | 2,400 x 4,800 dpi |
| Reliability Daily Duty Cycle | – | – |
| Interfaces | USB 2.0 | USB 2.0 |
| Options | Transparency Unit B12B819221 | – |
| Light Source | ReadyScan LED Technology | ReadyScan LED Technology |
| Drivers | TWAIN, ISIS, WIA, SANE, ICA | TWAIN, ISIS, WIA, SANE, ICA |
| Software | Epson Scan 2, SilverFast Ver 9 (with IT8 calibration tables) | Epson Scan 2, SilverFast Ver 9 (with IT8 calibration tables) |
| Pull / Push Scanning* | Pull / Push | Pull / Push |
| Output Formats | BMP, JPEG, TIFF, multi-TIFF, PDF/A, PNG | BMP, JPEG, TIFF, multi-TIFF, PDF/A, PNG |
| Automatic De-Skew | – | – |
| Text Enhancement | ✓ | ✓ |
| RGB Colour Enhance | ✓ | ✓ |
| RGB Colour Dropout | ✓ | ✓ |
| Skip Blank Page | – | – |
| A3 Stitching | – | – |
| Punch Holes Removal | ✓ | ✓ |
| Auto Rotation | ✓ | ✓ |
| Weight | 14.3 kg | 20.5 kg |
| Standard Warranty | 12 months onsite service | 12 months onsite service |
| Dimensions – (W x D x H) | 656 x 458 x 158 mm | 656 x 460 x 292 mm |

* Pull / Push scanning with Document Capture software suite



Please recycle responsibly

For further information please contact your local Epson office or visit www.epson.eu/contact-us

Algeria +213 770 938 617 Austria 01 253 49 78 333 Belgium +32 (0)2 792 04 47 Czech +420 246 037 281 Denmark 44 50 85 85 Ethiopia +254700760366
Finland 09-3158 3267 France 09 74 75 04 04 (Cost of local call, operator charges may apply) Germany +49 (0) 2159/92 79 500 Greece (0030) 211 198 62 12
Hungary 06800 147 83 Ireland 01 436 7742 Israel (+972)-3-5751833 Italy 02-660321 10 (0,12 €/min) Kenya +254 207 904 566 Luxembourg +352 27860692
Middle East +9714 2677638 Morocco +212 520 134 040 Netherlands +31 (0)20 708 5099 Norway +47 67 11 37 00 Poland +48 22 295 37 25 (0,16 zł/min)
Portugal 707 222 111 Romania 0040 214025024 Slovakia +421 232 786 682 Southern Africa +27 (0) 10 109 5320 Spain 935 821 500 Sweden +46 8 5051 3701
(Mobilsamtal – 0,99 kr/min, Lokala samtal – 0,30 kr/min, Utlandssamtal – 0,89 kr/min) Switzerland 022 592 7923 Tanzania +255 080 011 1014
Tunisia +216 9811 5564 Turkey (0212) 3360303 Uganda +256 205 491 148 United Kingdom 0871 42 37766
(+10p per minute plus network extras) West Africa +2349046648285

Trademarks and registered trademarks are the property of Seiko Epson Corporation or their respective owners.
Product information is subject to change without prior notice.

EPSON®