

Print and scan guide



EPSON®

Contents

The benefits of Heat-Free printing technology	4-5
Connecting business wherever you are	6
Business imaging solutions	7-9
Other Embedded solutions	10
DURABrite Ultra Ink and DURABrite Pro Ink	11
Business inkjet product overview	12-13
Business inkjet	
■ WorkForce Enterprise AM-C4000, AM-C5000, AM-C6000, WF-C20750D4TW, WF-C21000D4TW, WF-M21000D4TW	14-15
■ WorkForce Pro A3+ RIPS WF-C878RDWF, WF-C879RDWF	16
■ WorkForce Pro A3+ Colour WF-C8190DW, WF-C8610DWF, WF-C8690DWF	17
■ WorkForce Pro A4 RIPS WF-C529RDW, WF-C579RDWF	18
■ WorkForce Pro A4 Colour WF-C4310DW, WF-C4810DTWF, WF-C5390DW, WF-C5890DWF	19-20
■ WorkForce Pro A4 Mono WF-M5399DW, WF-M5899DWF	21
■ EcoTank Pro L6580, L15180, M1180, M15180, M3180	22-23

Dot matrix

- **24 pin – Passbook** 24-25
PLQ-35, PLQ-50
- **24 pin** 24-25
LQ-350, LQ-590II, LQ-590IIN, LQ-690II, LQ-690IIN,
LQ-780, LQ-780N, LQ-2090II, LQ-2090IIN,
LQ-2190, DLQ-3500II, DLQ-3500IIN
- **9 pin** 24-25
LX-350, LX-1350, FX-890IIN, FX-2190II,
FX-2190IIN, DFX-9000, DFX-9000N

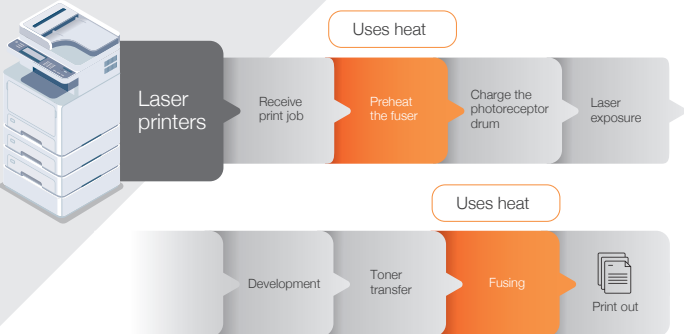
Business scanners

- **A4 Compact** 28-29
ES-C320W, ES-C380W, DS-C330, DS-C490
- **A4 Mobile** 30-31
ES-50, ES-60W, DS-70, DS-80W
- **A4 Sheetfed** 32-35
DS-410, ES-500WII, DS-530II, ES-580W,
DS-730N, DS-770II, DS-790WN, DS-870, DS-970
- **A3 Sheetfed** 35
DS-30000, DS-32000
- **A4 Flatbed** 36-37
DS-1630, DS-1660W, DS-6500, DS-6500N,
DS-7500, DS-7500N
- **A3 Flatbed** 38-39
DS-50000, DS-50000N, DS-60000, DS-60000N,
DS-70000, DS-70000N, Expression 13000XL,
Expression 13000XL Pro

The benefits of Heat-Free printing technology

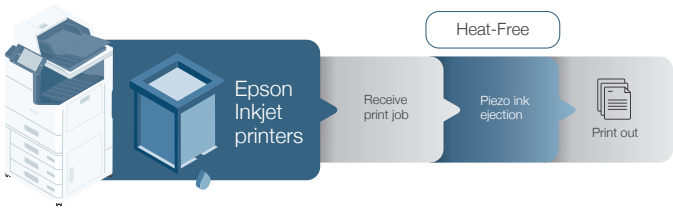
Laser printing process

Typically this is a complex process involving separate stages. It requires preheating the fuser, and again uses heat to fuse the toner to the paper.



Inkjet printing process

This method is comprised of only three stages to achieve a printout.





Save time with ready-to-go printing

No heat also means no warm-up time when the printer is switched on or woken from sleep. It starts printing immediately.



Reduced power consumption saves energy

Heat-Free printing technology lowers the need for power because it doesn't use heat to warm up.



Fewer parts to replace, lower environmental impact

Laser printers have drums, transfer belts and fuses that can require periodic replacement. Inkjet printers feature none of these parts, avoiding the need for their replacement.



Reduced maintenance

The Heat-Free structure of Epson inkjet printers means that there aren't as many parts that can wear out, which means less maintenance intervention.

Connecting business wherever you are

Epson offers professional and affordable solutions for remote workers and enables safe social distancing in office spaces.

Flexible solutions for every space

Epson's wide range of innovative and easy-to-use multifunction printers allow users to remain productive without compromise. Enable safe social distancing in the workplace and work with ease at home.

Making the most of printer fleets

Navigating the challenges of social distancing in the office environment is made easier with Epson printer fleets. A fleet of decentralised desktop A4 printers will help create a safer workplace. Not only will this reduce touchpoints between staff, it could also improve employee productivity, with less waiting time for prints to be delivered. The management and monitoring of those devices is simplified with Epson Device Admin. Service partners benefit from Epson Remote Services to remotely analyse the potential issues, and therefore provide a faster service, maximising device uptime.

Where centralised printing zones is required in the office, Epson has simple and smart software solutions that will instantly make the workplace a safer space. Epson Print Admin and Pull Print features only allow prints to be released from print queue once the sender is physically there to retrieve them, limiting pages left in the print tray that others handle and search through.

Plus, you can set up contactless printing. Simply swipe an ID card to the release process and remove the need to touch the printer.



Business imaging solutions

Discover how Epson and its partner solutions take advantage of our printers to meet the needs of businesses from SMBs to large enterprises, and can be adapted to suit vertical market needs.

Fleet management



Epson Device Admin (EDA)

Control, analyse and manage your printer fleet centrally from one intuitive interface, designed to increase productivity, reduce costs and ensure maximum security.

Mobile and cloud printing/scanning



Epson Connect

Print and scan from anywhere with Epson Connect. Produce documents with ease, whether you're at home, in the office, on your mobile or on the other side of the world.



Epson iPrint Mobile App

Print to an Epson printer from practically anywhere and any time using your smartphone or tablet PC – Epson iPrint makes it really easy. Just download and install this great free app and you're ready to print web pages, Microsoft Office documents, photos and PDFs, as well as scan and copy.



Epson Email Print

Print from any device such as phone, tablet or laptop, anywhere in the world, by simply sending an email across the internet to the printer.



Epson Scan to Cloud

Scan documents directly to email addresses or cloud storage accounts (SharePoint Online, OneDrive for Business, Google Drive, Dropbox, Box and Evernote).



Epson Remote Print Driver

Advanced printing from anywhere using your computer.

Remote Service and Support



Epson Remote Services (ERS)

Epson's cloud-based device monitoring and management system helps your service provider to perform accurate remote diagnosis without compromising on the security. Arm service technicians with the information they need to achieve higher first fix rates and increase your device uptime.



ERS embedded agent

Benefit from the added value of ERS in combination with the embedded agent for a seamless setup and use.

Epson Smart Panel



Epson Smart Panel

Innovative app to easily manage select Epson® printers and scanners.

Workflow and security



Epson Print Admin (EPA)

Boost productivity and monitor print usage via a server-based solution that creates a secure printing, scanning and copying environment through user-authentication.



Epson Print Admin Serverless (EPA Serverless)

Seamlessly integrate devices into your security and compliance rules and regulations, without the burden of maintaining a server system.



Document Capture Pro (DCP)

Scan, save and share information easily. Advanced features for naming, separating and routing documents makes scanning simple and logical.



DCP Enhanced OCR

Boost DCP with the Optional DCP Enhanced OCR for MFP to benefit from a high OCR recognition rate.



Document Capture Pro Server (DCPS)

For our supported devices, with Document Capture Pro Server administrators can manage push scan functions without installing software on individual computers.



Third party integration



Epson Open Platform (EOP)

Gain complete control of your printing operations via a web-based application that enables you to adapt your printer to meet specific and changing business requirements with solutions that help you better manage your printing.

Epson Solutions Suite



For more about Epson solutions please visit <https://support.epson.net/stories/en/>

Other Embedded solutions

Embedded OCR

Easily create Searchable PDF files at a touch of a button without any software.



Print sets

Print sets' provide a solution to sorting printouts and the number of pages in print set.



Erase Red colour

Erase red colour copy erases any items that is red on the document.



IP-fax

IP-fax is a fax technology that transmits data over IP networks.



DURABrite Ultra Ink and DURABrite Pro Ink

Epson's business inkjet printers use high-quality – ISO 11798:2000 certified¹ – DURABrite Ultra Ink and DURABrite Pro Ink that deliver business-quality prints that are water, smudge and highlighter resistant. With printing costs being a big concern for any business, Epson also offers a choice of cartridge sizes designed to suit the way you print.



Business quality documents

Laser-like text and graphics on plain paper.

Perfect prints

Enhance printed materials with high-quality graphics.

More choice

Print on a wide range of paper, including high impact colour on glossy media.



¹ DURABrite Ultra Ink and DURABrite Pro Ink have been certified ISO 11798:2000 by Research Institute of Sweden (RISE). For more information visit www.ri.se

Business inkjet product overview



WorkForce Enterprise: Fast and efficient

Print high-quality documents with this reliable and environmentally-friendly departmental colour and mono A3+ business multi-function printer (MFP) range.



WorkForce Pro A3+ RIPS: High yield printing

Discover our Replaceable Ink Pack System (RIPS) technology for super high-yield printing with minimal waste.



WorkForce Pro A3+ colour: Stay connected

Perfect for businesses of all sizes, A3+ colour printers with GigaBit Ethernet connectivity are ideal for enterprise integration.



WorkForce Pro A4 RIPS: Less waste

Epson's latest A4 Replaceable Ink Pack System (RIPS) products offer exceptionally high ink yields, low total cost of ownership (TCO) and a low environmental impact.



WorkForce Pro A4 colour: Low environmental impact

Reliable, connected and flexible, our WorkForce Pro business printers boost productivity and deliver low energy consumption and fast speeds.



WorkForce Pro A4 mono: Packed with features

Feature-rich A4 mono printers with duplex printing, Ethernet connectivity and fast print speeds.



EcoTank Pro colour: Extremely low TCO

With an extremely low TCO, this reliable colour printer also offers an easy-access, no-spill, no-mess refill system.



EcoTank Pro mono: Lower costs

EcoTank business printers deliver an extremely low TCO in a user-friendly and compact design.

	Business Inkjet		
	WorkForce Enterprise		
Model name	AM-C4000	AM-C5000	AM-C6000
			
Functions	A3 multifunction up to 4-in-1 device*	A3 multifunction up to 4-in-1 device*	A3 multifunction up to 4-in-1 device*
First page out print	6 sec Mono / Colour	5.1 sec Mono / Colour	4.5 sec Mono / Colour
Print speed (ISO)	40 ppm Mono / Colour	50 ppm Mono / Colour	60 ppm Mono / Colour
Print resolution	600 x 2400 dpi	600 x 2,400 dpi	600 x 2,400 dpi
PCL & PostScript compatible	Yes	Yes	Yes
Print from USB	Yes (PDF / TIFF / JPEG)	Yes (PDF / TIFF / JPEG)	Yes (PDF / TIFF / JPEG)
Scan speed (ISO)	60 ipm (simplex) 120 ipm (duplex)	60 ipm (simplex) 120 ipm (duplex)	60 ipm (simplex) 120 ipm (duplex)
Scan resolution (Maximum)	600 x 1,200 dpi	600 x 1,200 dpi	600 x 1,200 dpi
Scan Functions	Email, FTP, Network folders, Microsoft SharePoint®, USB Memory Device and Cloud services (Microsoft SharePoint Online, OneDrive, OneNote, Google Drive and Dropbox) with Epson Document Capture Pro	Email, FTP, Network folders, Microsoft SharePoint®, USB Memory Device and Cloud services (Microsoft SharePoint Online, OneDrive, OneNote, Google Drive and Dropbox) with Epson Document Capture Pro	Email, FTP, Network folders, Microsoft SharePoint®, USB Memory Device and Cloud services (Microsoft SharePoint Online, OneDrive, OneNote, Google Drive and Dropbox) with Epson Document Capture Pro
Copy speed (ISO)	40 ipm Mono / Colour	50 ipm Mono / Colour	60 ipm Mono / Colour
Zoom ratio	25 – 400%	25 – 400%	25 – 400%
Copy resolution	600 x 1,200 dpi	600 x 1,200 dpi	600 x 1,200 dpi
Fax transmission speed	Up to 33.6 Kbps	Up to 33.6 Kbps	Up to 33.6 Kbps
Fax memory	6MB / 550 pages	6MB / 550 pages	6MB / 550 pages
Mobile and cloud printing	Epson Connect (Epson iPrint Mobile app, Email Print, Remote Print Driver, Scan-to-Cloud), Epson Bridge for Universal Print at home	Epson Connect (Epson iPrint Mobile app, Email Print, Remote Print Driver, Scan-to-Cloud), Epson Bridge for Universal Print at home	Epson Connect (Epson iPrint Mobile app, Email Print, Remote Print Driver, Scan-to-Cloud), Epson Bridge for Universal Print at home
Epson Solution compatibility	Epson Print Admin, Epson Print Admin Serverless, Epson Open Platform, Document Capture Pro, DCP Enhanced OCR, Document Capture Pro Server, Document Capture for Mac, Epson Remote Services, ERS embedded agent, Epson Device Admin, Epson Net Config, Embedded OCR, Print sets, Erase Red colour, IP-fax	Epson Print Admin, Epson Print Admin Serverless, Epson Open Platform, Document Capture Pro, DCP Enhanced OCR, Document Capture Pro Server, Document Capture for Mac, Epson Remote Services, ERS embedded agent, Epson Device Admin, Epson Net Config, Embedded OCR, Print sets, Erase Red colour, IP-fax	Epson Print Admin, Epson Print Admin Serverless, Epson Open Platform, Document Capture Pro, DCP Enhanced OCR, Document Capture Pro Server, Document Capture for Mac, Epson Remote Services, ERS embedded agent, Epson Device Admin, Epson Net Config, Embedded OCR, Print sets, Erase Red colour, IP-fax
Interfaces	Wired Network (10Base-T / 100Base-TX / 1000Base-T), Wireless Network (optional), USB (USB 3.2 Gen 1x1 Type B, USB 2.0 Type A, Internal USB 2.0 Type A for Card Reader)	Wired Network (10Base-T / 100Base-TX / 1000Base-T), Wireless Network (optional), USB (USB 3.2 Gen 1x1 Type B, USB 2.0 Type A, Internal USB 2.0 Type A for Card Reader)	Wired Network (10Base-T / 100Base-TX / 1000Base-T), Wireless Network (optional), USB (USB 3.2 Gen 1x1 Type B, USB 2.0 Type A, Internal USB 2.0 Type A for Card Reader)
Plain paper size	A3, A4, A5, B6, B5, B4, Letter, Executive, C5 (Envelope), User defined	A3, A4, A5, B6, B5, B4, Letter, Executive, C5 (Envelope), User defined	A3, A4, A5, B6, B5, B4, Letter, Executive, C5 (Envelope), User defined
Paper capacity	Standard: 1,150 sheets (500 sheets per tray + 150 MP Tray) Max: 5,150 sheets	Standard: 1,150 sheets (500 sheets per tray + 150 MP Tray) Max: 5,150 sheets	Standard: 1,150 sheets (500 sheets per tray + 150 MP Tray) Max: 5,150 sheets
LCD display	25.7 cm colour touchscreen	25.7 cm colour touchscreen	25.7 cm colour touchscreen
Power consumption Operating / Ready / Sleep / Power Off	115 Watt (standalone copying, ISO/IEC 24712 pattern), 1 Watt (sleep mode), 46 Watt (Ready), 0.1 Watt (Power off), TEC 0.22 kWh/week	115 Watt (standalone copying, ISO/IEC 24712 pattern), 1 Watt (sleep mode), 46 Watt (Ready), 0.1 Watt (Power off), TEC 0.23 kWh/week	115 Watt (standalone copying, ISO/IEC 24712 pattern), 1 Watt (sleep mode), 46 Watt (Ready), 0.1 Watt (Power off), TEC 0.25 kWh/week
Dimensions (W x D x H)	555 x 620 x 963 mm	555 x 620 x 963 mm	555 x 620 x 963 mm
Weight	99.4 kg	99.4 kg	99.4 kg

*Fax optional at an additional cost

Product variations key: N – Network Connectivity W – Wireless Connectivity F – Fax D – Duplex T – Includes optional paper tray

Business Inkjet

WorkForce Enterprise

WF-C20750D4TW



SRA3, multifunction up to 4-in-1 device*

7 sec Mono / Colour

75 ppm Mono / Colour

Up to 600 × 2,400 dpi

Yes

Yes (PDF / TIFF / JPEG)

60 ipm (simplex)
110 ipm (duplex)

600 × 600 dpi

Email, FTP, Network folders, Microsoft SharePoint®, USB Memory Device and Cloud services (Microsoft SharePoint Online, OneDrive, OneNote, Google Drive and Dropbox) with Epson Document Capture Pro

75 ipm Mono / Colour

25 – 400%

600 × 1,200 dpi

Up to 33.6 Kbps

6MB / 550 pages

Epson Connect (Epson iPrint Mobile app, Email Print, Remote Print Driver, Scan-to-Cloud), Epson Bridge for Universal Print at home

Epson Print Admin, Epson Print Admin Serverless, Epson Open Platform, Document Capture Pro, DCP Enhanced OCR, Document Capture Pro Server, Document Capture for Mac, Epson Remote Services, ERS embedded agent, Epson Device Admin, Epson Net Config

Wired Network (10Base-T / 100Base-TX), Wireless Network, USB (High Speed USB 2.0 / USB 3.0 / USB 1.1 Type A), Wi-Fi Direct

SRA3, A3, A4, Postcard, A3+, A5, A6, B4, B5, B6, C4 (Envelope), C5 (Envelope), C6 (Envelope), DL (Envelope), Executive, Letter, Legal, HLT, No. 10 (Envelope), User defined

Standard: 2,350 sheets (550 sheets per tray + 150 MP Tray)
Max: 5,350 sheets

22.7 cm colour touchscreen

160 Watt (standalone copying, ISO/IEC 24712 pattern), 1.1 Watt (sleep mode), 76 Watt (Ready), 0.1 Watt (Power off), TEC 0.34 kWh/week

674 × 757 × 1,243 mm

177.1 kg

WF-C21000D4TW



SRA3, multifunction up to 4-in-1 device*

6.2 sec Mono / Colour

100 ppm Mono / Colour

Up to 600 × 2,400 dpi

Yes

Yes (PDF / TIFF / JPEG)

60 ipm (simplex)
110 ipm (duplex)

600 × 600 dpi

Email, FTP, Network folders, Microsoft SharePoint®, USB Memory Device and Cloud services (Microsoft SharePoint Online, OneDrive, OneNote, Google Drive and Dropbox) with Epson Document Capture Pro

100 ipm Mono / Colour

25 – 400%

600 × 1,200 dpi

Up to 33.6 Kbps

6MB / 550 pages

Epson Connect (Epson iPrint Mobile app, Email Print, Remote Print Driver, Scan-to-Cloud), Epson Bridge for Universal Print at home

Epson Print Admin, Epson Print Admin Serverless, Epson Open Platform, Document Capture Pro, DCP Enhanced OCR, Document Capture Pro Server, Document Capture for Mac, Epson Remote Services, ERS embedded agent, Epson Device Admin, Epson Net Config

Wired Network (10Base-T / 100Base-TX), Wireless Network, USB (High Speed USB 2.0 / USB 3.0 / USB 1.1 Type A), Wi-Fi Direct

SRA3, A3, A4, Postcard, A3+, A5, A6, B4, B5, B6, C4 (Envelope), C5 (Envelope), C6 (Envelope), DL (Envelope), Executive, Letter, Legal, HLT, No. 10 (Envelope), User defined

Standard: 2,350 sheets (550 sheets per tray + 150 MP Tray)
Max: 5,350 sheets

22.7 cm colour touchscreen

170 Watt (standalone copying, ISO/IEC 24712 pattern), 1.1 Watt (sleep mode), 76 Watt (Ready), 0.1 Watt (Power off), TEC 0.4 kWh/week

674 × 757 × 1,243 mm

177.1 kg

WF-M21000D4TW



SRA3, multifunction up to 4-in-1 device*

6.2 sec Mono

100 ppm Mono

Up to 600 × 2,400 dpi

Yes

Yes (PDF / TIFF / JPEG)

60 ipm (simplex)
110 ipm (duplex)

600 × 600 dpi

Email, FTP, Network folders, Microsoft SharePoint®, USB Memory Device and Cloud services (Microsoft SharePoint Online, OneDrive, OneNote, Google Drive and Dropbox) with Epson Document Capture Pro

Up to 100 ipm Mono

25 – 400%

600 × 1,200 dpi

Up to 33.6 Kbps

6MB / 550 pages

Epson Connect (Epson iPrint Mobile app, Email Print, Remote Print Driver, Scan-to-Cloud), Epson Bridge for Universal Print at home

Epson Print Admin, Epson Print Admin Serverless, Epson Open Platform, Document Capture Pro, DCP Enhanced OCR, Document Capture Pro Server, Document Capture for Mac, Epson Remote Services, ERS embedded agent, Epson Device Admin, Epson Net Config

Wired Network (10Base-T / 100Base-TX / 1000Base-T), Wireless Network, USB (High Speed USB 2.0 / USB 3.0 / USB 1.1 Type A), Wi-Fi Direct

SRA3, A3, A4, Postcard, A3+, A5, A6, B4, B5, B6, C4 (Envelope), C5 (Envelope), C6 (Envelope), DL (Envelope), Executive, Letter, Legal, HLT, No. 10 (Envelope), User defined



Standard: 2,350 sheets (550 sheets per tray + 150 MP Tray)
Max: 5,350 sheets

22.7 cm colour touchscreen

170 Watt (standalone copying, ISO/IEC 24712 pattern), 1.1 Watt (sleep mode), 76 Watt (Ready), 0.1 Watt (Power off), TEC 0.4 kWh/week

674 × 757 × 1,243 mm

177.1 kg

	Business Inkjet	
	WorkForce Pro A3+ RIPS	
Model name	WF-C878RDWF	WF-C879RDWF
		
Functions	Multifunction up to 4-in-1 device	Multifunction up to 4-in-1 device
First page out print	5.5 sec Mono / Colour	5.5 sec Mono / Colour
Print speed (ISO)	25 ppm Mono / 24 ppm Colour	26 ppm Mono / 25 ppm Colour
Print resolution	Up to 4,800 × 1,200 dpi	Up to 4,800 × 1,200 dpi
PCL & PostScript compatible	Yes	Yes
Print from USB	Yes (PDF / TIFF / JPEG)	Yes (PDF / TIFF / JPEG)
Scan speed (ISO)	25 ipm (simplex) 45 ipm (duplex)	50 ipm (simplex) 100 ipm (duplex)
Scan resolution (Maximum)	600 × 600 dpi	600 × 600 dpi
Scan functions	Email, FTP, Network folders, Microsoft SharePoint®, USB Memory Device and Cloud services (Microsoft SharePoint Online, OneDrive, OneNote, Google Drive and Dropbox) with Epson Document Capture Pro	Email, FTP, Network folders, Microsoft SharePoint®, USB Memory Device and Cloud services (Microsoft SharePoint Online, OneDrive, OneNote, Google Drive and Dropbox) with Epson Document Capture Pro
Copy speed (ISO)	22 ipm Mono / 21 ipm Colour	22 ipm Mono / 21 ipm Colour
Zoom ratio	25 – 400%	25 – 400%
Copy resolution	Up to 600 × 600 dpi (optical) 600 × 1,200 dpi (maximum)	Up to 600 × 600 dpi (optical) 600 × 1,200 dpi (maximum)
Fax transmission speed	Up to 33.6 Kbps	Up to 33.6 Kbps
Fax memory	6MB / 550 pages	6MB / 550 pages
Mobile and cloud printing	Epson Connect (Epson iPrint Mobile app, Email Print, Remote Print Driver, Scan-to-Cloud), Apple Airprint*, Epson Bridge for Universal Print at home	Epson Connect (Epson iPrint Mobile app, Email Print, Remote Print Driver, Scan-to-Cloud), Apple Airprint*, Epson Bridge for Universal Print at home
Solution compatibility	Epson Print Admin, Epson Open Platform, Document Capture Pro, DCP Enhanced OCR, Document Capture Pro Server, Document Capture for Mac, Epson Remote Services, ERS embedded agent, Epson Device Admin, Epson Net Config	Epson Print Admin, Epson Print Admin Serverless, Epson Open Platform, Document Capture Pro, DCP Enhanced OCR, Document Capture Pro Server, Document Capture for Mac, Epson Remote Services, ERS embedded agent, Epson Device Admin, Epson Net Config
Interfaces	Wired Network (10Base-T / 100Base-TX / 1000Base-T), Wireless Network, USB (High Speed USB 2.0 / USB 3.0 / USB 1.1 Type A), WiFi Direct	Wired Network (10Base-T / 100Base-TX / 1000Base-T), Wireless Network, USB (High Speed USB 2.0 / USB 3.0 / USB 1.1 Type A), WiFi Direct
Plain paper size	A3+, A3, A4, A5, A6, B5, C4 (Envelope), C6 (Envelope), No. 10 (Envelope), Letter, 10 × 15 cm, 13 × 18 cm, 20 × 25 cm, Legal, A3, B4, B6, C5 (Envelope), DL (Envelope), HLT, EXE, Tabloid	A3+, A3, A4, A5, A6, B5, C4 (Envelope), C6 (Envelope), No. 10 (Envelope), Letter, Legal, 10 × 15 cm, 13 × 18 cm, 20 × 25 cm, A3, B4, B6, C5 (Envelope), DL (Envelope), HLT, EXE, Tabloid
Paper capacity	Front: 250 sheets Rear: 85 sheets Option: 500 sheets x3 Max: 1,835 sheets	Front: 250 sheets Rear: 150 sheets Option: 500 sheets x3 Max: 1,900 sheets
LCD display	12.7 cm colour touchscreen	12.7 cm colour touchscreen
Power consumption Operating / Ready / Sleep / Power Off	40 Watt (standalone copying, ISO/IEC 24712 pattern), 17 Watt (Ready), 1.4 Watt (Sleep mode), 0.3 Watt (Power off) TEC 0.22 kWh/week	50 Watt (standalone copying, ISO/IEC 24712 pattern), 24 Watt (Ready), 1.2 (Sleep mode), 0.3 Watt (Power off) TEC 0.25 kWh/week
Dimensions (W × D × H)	621 × 652 × 641 mm	621 × 751 × 711 mm
Weight	64.3 kg	79.3 kg

*AirPrint-enabled printers work with iPhone 4s and later, iPad 2 and later, all models of iPad Air and iPad mini, and iPod touch 5th generation with the latest version of iOS, and Mac with the latest version of OS X.

Product variations key: **N** – Network Connectivity **W** – Wireless Connectivity **F** – Fax **D** – Duplex **T** – Includes optional paper tray

Business Inkjet

WorkForce Pro A3+ Colour

WF-C8190DW



A3+ single function

5.5 sec Mono / Colour

24 ppm Mono / Colour

Up to 4,800 × 1,200 dpi

Yes

–

–

–

–

–

–

–

–

–

–

–

–

–

Epson Connect (Epson iPrint Mobile app, Email Print, Remote Print Driver), Apple Airprint*, Epson Bridge for Universal Print at home

Epson Print Admin, Epson Remote Services, Epson Device Admin, Epson Net Config

Wired Network (10Base-T / 100Base-TX / 1000Base-T), Wireless Network, USB (USB 3.0), Wi-Fi Direct

A3+, A3 ,A4, A5, A6, B5, Letter, Legal, Envelope #10, DL, C6, C4, Photo 9 × 13 cm, 13 × 18 cm, 10 × 15 cm, 20 × 25 cm, 16:19 wide, user defined 89 × 127 mm ~ 215.9 × 1,200 mm

Standard: 335 sheets (85-sheet, Rear ASF + 250-sheet Front), Max: 1835 sheets (85-sheet Rear ASF + 250-sheet Front Cassette 1 + 3× 500-sheet Front Cassette 2-4)

6.1 cm colour LCD

1.2 Watt (sleep mode), 8.5 Watt (Ready), 0.2 Watt (Power off), TEC 0.2 kWh/week

613 × 755 × 386 mm

35.3 kg (inks / power cable excluded)

WF-C8610DWF



A3+ multifunction 4-in-1

5.5 sec Mono / Colour

24 ppm Mono / Colour

Up to 4,800 × 1,200 dpi

–

Yes (TIFF / JPEG)

25 ipm Mono / Colour

1,200 × 2,400 dpi

Email, FTP, Network folders, Microsoft SharePoint®, USB Memory Device and Cloud services (Microsoft SharePoint Online, OneDrive, OneNote, Google Drive and Dropbox) with Epson Document Capture Pro

22 ipm Mono / 21 ipm Colour

25 – 400%, auto fit function

Up to 600 × 1,200 dpi

Up to 33.6 Kbps

6 MB / 550 pages

Epson Connect (Epson iPrint Mobile app, Email Print, Remote Print Driver, Scan-to-Cloud), Apple Airprint*, Epson Bridge for Universal Print at home

Epson Device Admin, Epson Remote Services, Document Capture Pro, DCP Enhanced OCR, Document Capture Pro Server, Document Capture for Mac, Epson Net Config

Wired Network (10Base-T / 100Base-TX / 1000Base-T), Wireless Network, USB (USB 3.0), Wi-Fi Direct

A3+, A3 ,A4, A5, A6, B5, Letter, Legal, Envelope #10, DL, C6, C4, Photo 9 × 13 cm, 13 × 18 cm, 10 × 15 cm, 20 × 25 cm, 16:19 wide, user defined 89 × 127 mm ~ 215.9 × 1,200 mm

Standard: 335 sheets (85-sheet Rear ASF + 250-sheet Front)

12.7 cm colour touchscreen

39 Watt (standalone copying, ISO/IEC 24712 pattern), 1.3 Watt (sleep mode), 17 Watt (Ready), 0.2 Watt (Power off), TEC 0.2 kWh/week

613 × 755 × 493 mm

45.8 kg (inks / power cable excluded)

WF-C8690DWF



A3+ multifunction 4-in-1

5.5 sec Mono / Colour

24 ppm Mono / Colour

Up to 4,800 × 1,200 dpi

Yes

Yes (PDF / TIFF / JPEG)

25 ipm Mono / Colour

1,200 × 2,400 dpi

Email, FTP, Network folders, Microsoft SharePoint®, USB Memory Device and Cloud services (Microsoft SharePoint Online, OneDrive, OneNote, Google Drive and Dropbox) with Epson Document Capture Pro

22 ipm Mono / 21 ipm Colour

25 – 400%, auto fit function

Up to 600 × 1,200 dpi

Up to 33.6 Kbps

6 MB / 550 pages

Epson Connect (Epson iPrint Mobile app, Email Print, Remote Print Driver, Scan-to-Cloud), Apple Airprint*, Epson Bridge for Universal Print at home

Epson Print Admin, Epson Open Platform, Document Capture Pro, DCP Enhanced OCR, Document Capture Pro Server, Document Capture for Mac, Epson Remote Services, Epson Device Admin, Epson Net Config

Wired Network (10Base-T / 100Base-TX / 1000Base-T), Wireless Network, USB (USB 3.0), Wi-Fi Direct

A3+, A3 ,A4, A5, A6, B5, Letter, Legal, Envelope #10, DL, C6, C4, Photo 9 × 13 cm, 13 × 18 cm, 10 × 15 cm, 20 × 25 cm, 16:19 wide, user defined 89 × 127 mm ~ 215.9 × 1,200 mm



Standard: 335 sheets (85-sheet Rear ASF + 250-sheet Front) Max: 1835 sheets (85-sheet Rear ASF + 250-sheet Front Cassette 1 + 3× 500-sheet Front Cassette 2-4)

12.7 cm colour touchscreen

39 Watt (standalone copying, ISO/IEC 24712 pattern), 1.3 Watt (sleep mode), 18 Watt (Ready), 0.2 Watt (Power off), TEC 0.2 kWh/week

613 × 755 × 493 mm

45.8 kg (inks / power cable excluded)

	Business Inkjet	
	Workforce Pro A4 RIPS	
Model name	WF-C529RDW	WF-C579RDWF
		
Functions	A4 single function	A4 multifunction 4-in-1
First page out print	4.8 sec Mono / 5.3 sec Colour	4.8 sec Mono / 5.3 sec Colour
Print speed (ISO)	24 ppm Mono / Colour	24 ppm Mono / Colour
Print resolution	Up to 4,800 × 1,200 dpi	Up to 4,800 × 1,200 dpi
PCL & PostScript compatible	Yes	Yes
Print from USB	–	Yes (PDF / TIFF / JPEG)
Scan speed (ISO)	–	30 ipm (simplex) 60 ipm (duplex)
Scan resolution (Maximum)	–	1,200 × 2,400 dpi
Scan functions	–	Email, FTP, Network folders, Microsoft SharePoint®, USB Memory Device and Cloud services (Microsoft SharePoint Online, OneDrive, OneNote, Google Drive and Dropbox) with Epson Document Capture Pro
Copy speed (ISO)	–	22 ipm Mono / Colour
Zoom ratio	–	25 – 400%
Copy resolution	–	Up to 600 × 600 dpi (optical) 600 × 1,200 dpi (maximum)
Fax transmission speed	–	Up to 33.6 Kbps
Fax memory	–	6MB / 550 pages
Mobile and cloud printing	Epson Connect (Epson iPrint Mobile app, Email Print, Remote Print Driver), Apple Airprint*, Epson Bridge for Universal Print at home	Epson Connect (Epson iPrint Mobile app, Email Print, Remote Print Driver, Scan-to-Cloud), Apple Airprint*, Epson Bridge for Universal Print at home
Solution compatibility	Epson Print Admin, Epson Remote Services, ERS embedded agent Epson Device Admin, Epson Net Config	Epson Print Admin, Epson Open Platform, Document Capture Pro, DCP Enhanced OCR, Document Capture Pro Server, Document Capture for Mac, Epson Remote Services, ERS embedded agent, Epson Device Admin, Epson Net Config
Interfaces	Wired Network (10Base-T / 100Base-TX / 1000Base-T), Wireless Network, USB (USB 2.0), Wi-Fi Direct	Wired Network (10Base-T / 100Base-TX / 1000Base-T), Wireless Network, USB (USB 2.0), Wi-Fi Direct
Plain paper size	A4, A5, A6, B5, B6, C4 (Envelope), C6 (Envelope), DL (Envelope), No. 10 (Envelope), Letter, Legal, 9 × 13 cm, 10 × 15 cm, 13 × 18 cm, 16:9, HLT, EXE, User defined	A4, A5, A6, B5, B6, C4 (Envelope), C6 (Envelope), DL (Envelope), No. 10 (Envelope), Letter, Legal, 9 × 13 cm, 10 × 15 cm, 13 × 18 cm, 16:9, HLT, EXE, User defined
Paper capacity	Standard: 330 sheets (250 sheets front tray + 80 MP Tray) Option: 500 sheets x2 Max: 1,330 sheets	Standard: 330 sheets (250 sheets front tray + 80 MP Tray) Option: 500 sheets x2 Max: 1,330 sheets
LCD display	6.1 cm colour LCD	10.9 cm colour touchscreen
Power consumption Operating / Ready / Sleep / Power Off	1.2 Watt (sleep mode), 24 Watt (Printing), 8 Watt (Ready), 0.2 Watt (Power off), TEC 0.18 kWh/week	29 Watt (standalone copying, ISO/IEC 24712 pattern), 1.3 Watt (sleep mode), 14 Watt (Ready), 0.2 Watt (Power off), TEC 0.19 kWh/week
Dimensions (W × D × H)	425 × 535 × 413 mm	425 × 535 × 413 mm
Weight	19.3 kg	23 kg

*AirPrint-enabled printers work with iPhone 4s and later, iPad 2 and later, all models of iPad Air and iPad mini, and iPod touch 5th generation with the latest version of iOS, and Mac with the latest version of OS X.

Product variations key: N – Network Connectivity W – Wireless Connectivity F – Fax D – Duplex T – Includes optional paper tray

WF-C4310DW



A4 single function

6.4 Sec Mono / 9.3 sec Colour

21 ppm Mono / 11 ppm Colour

Up to 4,800 × 1,200 dpi

-

-

-

-

-

-

-

-

-

-

Epson Connect (Epson iPrint Mobile app, Email Print, Remote Print Driver), Apple Airprint*, Epson Bridge for Universal Print at home

Epson Device Admin, Epson Net Config

USB host, Wi-Fi Direct, Hi-Speed USB – compatible with USB 2.0 specification, Wireless LAN IEEE 802.11b/g/n, Ethernet interface (10Base-T / 100Base-TX)

A4, Letter

Standard: 250-sheets

6.1 cm colour LCD

4.8 Watt (Ready),
0.2 Watt (Power off),
0.9 Watt (sleep mode),
TEC 0.14 kWh/week

425 × 378 × 164 mm

5.8 kg

WF-C4810DTWF



A4 multifunction 4-in-1

5.5 sec Mono / 8.5 sec Colour

25 ppm Mono / 12 ppm Colour

Up to 4,800 × 1,200 dpi

-

-

16.5 ipm Mono / Colour

1,200 × 2,400 dpi

Automatic 2-sided Scan, Scan to Computer, Scan to Cloud7, Scan to Email, Scan to Network Folder, Scan to Memory Device, Scan to ScanSmart

22 ipm Mono

25 – 400%

600 × 600 dpi

up to 33.6 kbps

2MB / 180 pages

Epson Connect (Epson iPrint Mobile app, Email Print, Remote Print Driver, Scan-to-Cloud), Apple Airprint*, Epson Bridge for Universal Print at home

Epson Device Admin,
Epson Remote Services,
Epson Net Config

USB host, Wi-Fi Direct, Hi-Speed USB – compatible with USB 2.0 specification, Wireless LAN IEEE 802.11b/g/n, Ethernet interface (10Base-T / 100Base-TX)

A4, A5, A6, B5, C6,
DL (Envelope), 10 × 15 cm,
13 × 18 cm, 16:9,
User defined, Legal, Letter



Standard: 500-sheets

10.9 cm colour touchscreen

8.6 Watt (Ready),
0.2 Watt (Power off),
22 Watt (standalone copying,
ISO/IEC 24712 pattern),
1.2 Watt (sleep mode),
TEC 0.18 kWh/week

425 × 388 × 330 mm

11.9 kg

	Business Inkjet	
	WorkForce Pro A4 Colour	
Model name	WF-C5390DW	WF-C5890DWF
		
Functions	A4 single function	A4 multifunction 4-in-1
First page out print	4.8 sec Mono / 5.3 sec Colour	4.8 sec Mono / 5.3 sec Colour
Print speed (ISO)	25 ppm Mono / Colour	25 ppm Mono / Colour
Print resolution	Up to 4,800 × 1,200 dpi	Up to 4,800 × 1,200 dpi
PCL & PostScript compatible	Yes	Yes
Print from USB	Yes (PDF / TIFF / JPEG)	Yes (PDF / TIFF / JPEG)
Scan speed (ISO)	–	24 ipm Mono / Colour
Scan resolution (Maximum)	–	1,200 × 2,400 dpi
Scan functions	–	Email, FTP, Network folders, Microsoft SharePoint®, USB Memory Device and Cloud services (Microsoft SharePoint Online, OneDrive, OneNote, Google Drive and Dropbox) with Epson Document Capture Pro
Copy speed (ISO)	–	22 ipm Mono / Colour
Zoom ratio	–	25 – 400%
Copy resolution	–	Up to 600 × 1,200 dpi
Fax transmission speed	–	Up to 33.6 Kbps
Fax memory	–	6MB / 550 pages
Mobile and cloud printing	Epson Connect (Epson iPrint Mobile app, Email Print, Remote Print Driver), Apple AirPrint*, Epson Bridge for Universal Print at home	Epson Connect (Epson iPrint Mobile app, Email Print, Remote Print Driver, Scan-to-Cloud), Apple AirPrint*, Epson Bridge for Universal Print at home
Solution compatibility	Epson Print Admin, Epson Remote Services, ERS embedded agent, Epson Device Admin, Epson Net Config	Epson Print Admin, Epson Open Platform, Document Capture Pro, DCP Enhanced OCR, Document Capture Pro Server, Document Capture for Mac, Epson Remote Services, ERS embedded agent, Epson Device Admin, Epson Net Config
Interfaces	Wireless LAN IEEE 802.11b/g/n, Wi-Fi Direct, Hi-Speed USB – compatible with USB 2.0 specification, Ethernet Interface (10Base-T / 100Base-TX / 1000Base-T), USB 2.0-A (2x)	Wireless LAN IEEE 802.11b/g/n, Wi-Fi Direct, Hi-Speed USB – compatible with USB 2.0 specification, Ethernet Interface (10Base-T / 100Base-TX / 1000Base-T), USB 2.0-A (2x)
Plain paper size	A4, A5, A6, B5, Letter, Legal, Envelope #10, DL, C6, C5, 9 × 13 cm, 13 × 18 cm, 10 × 15 cm	A4, A5, A6, B5, Letter, Legal, Envelope #10, DL, C6, C4, 9 × 13 cm, 13 × 18 cm, 10 × 15 cm
Paper capacity	Standard: 330-sheets (80-sheet Rear ASF + 250-sheet Front) Optional: 3 × 500-sheet paper tray Max: 1,830 sheets	Standard: 330-sheets (80-sheet Rear ASF + 250-sheet Front) Optional: 3 × 500-sheet paper tray Max: 1,830 sheets
LCD display	6.1 cm colour LCD	10.9 cm colour touchscreen
Power consumption Operating / Ready / Sleep / Power Off	1.1 Watt (sleep mode), 25 Watt (Printing), 9.8 Watt (Ready), 0.2 Watt (Power off), TEC 0.17 kWh/week	1.2 Watt (sleep mode), 27 Watt (Printing), 11.7 Watt (Ready), 0.2 Watt (Power off), TEC 0.18 kWh/week
Dimensions (W × D × H)	425 × 535 × 357 mm	425 × 535 × 357 mm
Weight	15.3 kg	18.7 kg

*AirPrint-enabled printers work with iPhone 4s and later, iPad 2 and later, all models of iPad Air and iPad mini, and iPod touch 5th generation with the latest version of iOS, and Mac with the latest version of OS X.

Product variations key: **N** – Network Connectivity **W** – Wireless Connectivity **F** – Fax **D** – Duplex **T** – Includes optional paper tray

WF-M5399DW



A4 single function
4.8 sec Mono
25 ppm Mono
Up to 1,200 × 2,400 dpi
Yes
Yes (PDF / TIFF / JPEG)

-

-

-

-

-

-

-

-

Epson Connect (Epson Smart Panel, Epson iPrint Mobile app, Email Print, Remote Print Driver), Apple AirPrint*, Epson Bridge for Universal Print at home

Epson Print Admin, Epson Remote Services, ERS embedded agent, Epson Device Admin, Epson Net Config

Wireless LAN IEEE 802.11b/g/n, Wi-Fi Direct, Hi-Speed USB – compatible with USB 2.0 specification, Ethernet Interface (10Base-T / 100Base-TX / 1000Base-T), USB 2.0-A (2x)

A4, A5, A6, B5, Letter, Legal, Envelope #10, DL, C6, C4, Photo 9 × 13 cm, 13 × 18 cm, 10 × 15 cm, 20 × 25 cm, 16:19 wide, user defined 64 × 127 – 215.9 × 6,000 mm

Standard: 330 sheets
Max: 1,830 sheets (250 sheet cassette x1 / 80 sheets MP tray / 500 sheets x2)

6.1 cm colour LCD

1.1 Watt (sleep mode),
23 Watt (Printing), 7 Watt (Ready),
0.2 Watt (Power off), TEC 0.16 kWh/
week

425 × 535 × 357 mm

15 kg

WF-M5899DWF



A4 multifunction 4-in-1
4.8 sec Mono
25 ppm Mono
Up to 1,200 × 2,400 dpi
Yes

Yes (PDF / TIFF / JPEG)

60 ipm Mono / Colour (simplex)
30 ipm Colour (duplex)

1,200 × 2,400 dpi

Email, FTP, Network folders, Microsoft SharePoint®, USB Memory Device and Cloud services (Microsoft SharePoint Online, OneDrive, OneNote, Google Drive and Dropbox) with Epson Document Capture Pro

22 ipm Mono

25 – 400%, auto fit function

Up to 600 × 600 dpi (optical)
600 × 1200 dpi (maximum)

Up to 33.6 Kbps

6MB / 550 pages

Epson Connect (Epson Smart Panel, Epson iPrint Mobile app, Email Print, Remote Print Driver, Scan-to-Cloud), Apple AirPrint*, Mopria, Epson Bridge for Universal Print at home

Epson Print Admin, Epson Open Platform, Document Capture Pro, DCP Enhanced OCR, Document Capture Pro Server, Document Capture for Mac, Epson Remote Services, ERS embedded agent, Epson Device Admin, Epson Net Config

Wireless LAN IEEE 802.11b/g/n, Wi-Fi Direct, Hi-Speed USB – compatible with USB 2.0 specification, Ethernet Interface (10Base-T / 100Base-TX / 1000Base-T), USB 2.0-A (2x)

A4, A5, A6, B5, Letter, Legal, Envelope #10, DL, C6, C4, Photo 13 × 18 cm, 10 × 15 cm, 16:19 wide, user defined 55 × 127 – 215.9 × 6,000 mm



Standard: 330 sheets
Max: 1,830 sheets (250 sheet cassette x1 / 80 sheets MP tray / 500 sheets x2)

10.9 cm colour touchscreen

23 Watt (standalone copying,
ISO/IEC 24712 pattern),
1.4 Watt (sleep mode),
10 Watt (Ready), 0.2 Watt (Power off),
TEC 0.19 kWh/week

425 × 535 × 357 mm

19 kg

	EcoTank Pro	
	Colour	
Model name	L6580	L15180
		
Functions	A4 multifunction 4-in-1	A3 multifunction 4-in-1
First page out print	5.5 sec Mono / 6 sec Colour	5.5 sec Mono / 5.5 sec Colour
Print speed (ISO)	25 ppm Mono / Colour	25 ppm Mono / Colour
Print resolution	4,800 × 2,400 dpi	Up to 4,800 × 1,200 dpi
PCL & PostScript compatible	Yes	Yes
Print from USB	Yes (PDF / TIFF / JPEG)	Yes (PDF / TIFF / JPEG)
Scan speed (ISO)	27.5 ipm Mono (simplex) 6 ipm Colour (duplex)	26 ipm Mono (simplex) 6 ipm Colour (duplex)
Scan resolution (Maximum)	1,200 × 2,400 dpi	1,200 × 1,200 dpi
Scan functions	Scan to Email, Scan to FTP, Scan to Network folders	Scan to Email, Scan to FTP, Scan to Network folders
Copy speed (ISO)	23 ipm Mono / Colour	23 ipm Mono / Colour
Zoom ratio	25 – 400%, auto fit function	25 – 400%, auto fit function
Copy resolution	Up to 600 × 600 dpi (optical)	Up to 600 × 600 dpi (optical)
Fax transmission speed	Up to 33.6 Kbps / Approx. 3 sec/page	Up to 33.6 Kbps / Approx. 3 sec/page
Fax memory	Up to 180 pages (ITU-T No.1 chart)	–
Mobile and cloud printing	Epson Connect (Epson iPrint Mobile app, Email Print, Remote Print Driver, Scan-to-Cloud), Apple Airprint*, Epson Bridge for Universal Print at home	Epson Connect (Epson iPrint Mobile app, Email Print, Remote Print Driver, Scan-to-Cloud), Apple Airprint*, Epson Smart Panel App, Epson Bridge for Universal Print at home
Solution compatibility	Epson Remote Services, Epson Device Admin, Epson Net Config	Epson Print Admin, Epson Open Platform, Epson Remote Services, Epson Device Admin, Epson Net Config, Remote Panel Tool
Interfaces	Hi-Speed USB – compatible with USB 2.0 specification, Ethernet interface (10Base-T / 100Base-TX), Wireless LAN IEEE 802.11b/g/n, Wi-Fi Direct, USB host, Near Field Communication (NFC)	Hi-Speed USB – compatible with USB 2.0 specification, Ethernet interface (10Base-T / 100Base-TX), Wireless LAN IEEE 802.11a/b/g/-c, Wi-Fi Direct, USB host
Plain paper size	A4, A5, A6, B6, B5, Letter, Legal, Envelope #10, DL, C6, C4, 10 × 15 cm	A3+, A3, A4, A5, A6, B5, Letter, Legal, Envelope #10, DL, C6, C4, Photo 9 × 13 cm, 13 × 18 cm, 10 × 15 cm
Paper capacity	Standard: 550 sheets Max: 550 sheets	Standard: 550 sheets Max: 550 sheets
LCD display	10.9 cm colour LCD	10.9 cm colour LCD
Power consumption Operating / Ready / Sleep / Power Off	0.8 Watt (sleep mode), 19 Watt (Printing), 10 Watt (Ready), 0.2 Watt (Power off), TEC 0.14 kWh/week	0.7 Watt (sleep mode), 19 Watt (Printing), 9.7 Watt (Ready), 0.15 Watt (Power off), TEC 0.13 kWh/week
Dimensions (W × D × H)	425 × 500 × 350 mm	515 × 500 × 350 mm
Weight	17.8 kg	21.5 kg

*AirPrint-enabled printers work with iPhone 4s and later, iPad 2 and later, all models of iPad Air and iPad mini, and iPod touch 5th generation with the latest version of iOS, and Mac with the latest version of OS X.

Product variations key: **N** – Network Connectivity **W** – Wireless Connectivity **F** – Fax **D** – Duplex **T** – Includes optional paper tray

EcoTank Pro

Mono



M1180

M15180

M3180



A4 single function	A3 multifunction 3-in-1	A4 multifunction 4-in-1
6 sec Mono	5.5 sec Mono	6 sec Mono
20 ppm Mono	25 ppm Mono	20 ppm Mono
Up to 1,200 × 2,400 dpi	4,800 × 1,200 dpi	Up to 1,200 × 2,400 dpi
Yes	Yes	Yes
-	Yes (PDF / TIFF / JPEG)	-
-	26 ipm Mono (ADF) 9 ipm Colour (ADF)	7 ipm Mono (simplex)
-	1,200 × 1,200 dpi	1,200 × 2,400 dpi
-	Scan to Email, Scan to FTP, scan to cloud	Scan to Email, Scan to FTP, scan to cloud
-	23 ipm Mono	17 ipm Mono
-	25 – 400%, auto fit function	25 – 400%, auto fit function
-	Up to 600 × 600 dpi (optical)	Up to 600 × 600 dpi (optical)
-	-	Up to 33.6 Kbps
-	-	6MB / 550 pages
Epson Connect (Epson iPrint Mobile app, Email Print, Remote Print Driver), Epson Bridge for Universal Print at home	Epson Connect (Epson iPrint Mobile app, Email Print, Remote Print Driver, Scan-to-Cloud), Apple AirPrint*, Epson Smart Panel App, Epson Bridge for Universal Print at home	Epson Connect (Epson iPrint Mobile app, Email Print, Remote Print Driver, Scan-to-Cloud), Apple AirPrint*, Epson Bridge for Universal Print at home
Epson Remote Services, Epson Device Admin, Epson Net Config	Epson Print Admin, Epson Open Platform, Epson Remote Services, Epson Device Admin, Epson Net Config, Remote Panel Tool	Epson Remote Services, Epson Device Admin, Epson Net Config
Hi-Speed USB – compatible with USB 2.0 specification, Ethernet interface (10Base-T / 100Base-TX), Wi-Fi Direct, Wireless LAN IEEE 802.11b/g/n	Hi-Speed USB – compatible with USB 2.0 specification, Ethernet interface (10Base-T / 100Base-TX), Wireless LAN IEEE 802.11a/b/g/-c, Wi-Fi Direct, USB host	Hi-Speed USB – compatible with USB 2.0 specification, Ethernet interface (10Base-T / 100Base-TX), Wi-Fi Direct, Wireless LAN IEEE 802.11b/g/n
A4, A5, A6, B6, B5, Letter, Legal, Envelope #10, DL, C6	A3+, A3, A4, A5, A6, B5, Letter, Legal, Envelope #10, DL, C6, C4, 10 × 15 cm	A4, A5, A6, B5, B6, Letter, Legal, Envelope #10, DL, C6
Standard: 250 sheets Max: 250 sheet	Standard: 550 sheets Max: 550 sheets	Standard: 250 sheets Max: 250 sheet
-	10.9 cm colour LCD	6.1 cm colour LCD
0.7 Watt (sleep mode), 14 Watt (Printing), 3.4 Watt (Ready), 0.2 Watt (Power off), TEC 0.12 kWh/week	0.7 Watt (sleep mode), 19 Watt (Printing), 9.7 Watt (Ready), 0.15 Watt (Power off), TEC 0.13 kWh/week	1 Watt (sleep mode), 12 Watt (Standalone copying), 5.7 Watt (Ready), 0.2 Watt (Power off), TEC 0.18 kWh/week
375 × 347 × 151 mm	515 × 500 × 350 mm	375 × 347 × 346 mm
4.3 kg	20.3 kg	7.3 kg

	Dot Matrix	
	24 pin – Passbook	
Model name	PLQ-35 	PLQ-50/PLQ-50M 
No. of Pins	24	24
Carriage Width	94	94
Print Volume	High	High
Max Print Speed	540 at 10cpi	630 at 10cpi
Multipart copy	1 + 6	1 + 6
Ribbon Yield (million characters)	5m	5m

	Dot Matrix		
	24 pin		
Model name	LQ-350 	LQ-590II 	LQ-690II 
No. of Pins	24	24	24
Carriage Width	80	80	106
Print Volume	Low	High	Medium
Max Print Speed	347 at 10cpi	550 at 10cpi	487 at 10cpi
Multipart copy	1 + 3	1 + 6	1 + 6
Ribbon Yield (million characters)	2.5m	5m	10m

	Dot Matrix		
	24 pin		
Model name	LQ-780 	LQ-780N 	LQ-2190 
No. of Pins	24	24	24
Carriage Width	106	106	136
Print Volume	Medium	Medium	High
Max Print Speed	487 at 10cpi	487 at 10cpi	576 at 12cpi
Multipart copy	1 + 6	1 + 6	1 + 5
Ribbon Yield (million characters)	10m	10m	15m

	Dot Matrix		
	9 pin		
Model name	LX-350 	LX-1350 	FX-890IIN 
No. of Pins	9	9	9
Carriage Width	80	136	80
Print Volume	Low	Low	High
Max Print Speed	357 at 12cpi	357 at 12cpi	738 at 12cpi
Multipart copy	1 + 4	1 + 4	1 + 6
Ribbon Yield (million characters)	4m	4m	7.5m

Dot Matrix

LQ-690IIN



24

106

Medium

487 at 10cpi

1 + 6

10m

Dot Matrix

24 pin

DLQ-3500II



24

136

High

594 at 12cpi

1 + 7

9m

DLQ-3500IIN



24

136

High

594 at 12cpi

1 + 7

9m

Dot Matrix

9 pin

FX-2190II



9

136

High

738 at 12cpi

1 + 6

12m

FX-2190IIN



9

136

High

738 at 12cpi

1 + 6

12m

DFX-9000



9

136

High

1,550 at 12cpi

1 + 9

15m

DFX-9000N



9

136

High

1,550 at 12cpi

1 + 9

15m

Document Scanners

Create a better business environment with the support of a global leader in scanning solutions. Built with performance at its heart, the Epson business scanner range is the ideal solution for high performance and high volume scanning.



■ Compact scanner range

Offer an all-in-one scanning solution for anyone who has limited desk space and needs to scan various types of media and documents.

Built to balance the scale between power and convenience, these highly versatile scanners empower businesses of all sizes to do more with less and reap all the benefits of an ultra-compact scanner without having to sacrifice precious office desk space.

- **Ultra-compact** Smallest footprint, even while in use
- **Versatile** Scan passports, receipts, invoices, cards and more
- **Two-in-one** U-turn pass and straight pass
- **Lower environmental impact**



■ Mobile scanner range

Featuring some of the lightest products in their class, these scanners are ideal for scanning on the go, and keeping productivity high.

- Lightweight
- Automatic document feeder
- Wi-Fi and Wi-Fi Direct
- Built-in Lithium Batteries
- Correct document skew



■ Sheetfed scanner range

Built with performance at its heart, the Epson sheetfed business scanner range is the ideal solution for organisations adopting hybrid working practices, while maximising productivity.

- High-speed ADF scanning with duplex
- Versatile media handling
- Wi-Fi and network options
- Onboard sensors to prevent errors
- Automatic paper size detection



■ Flatbed scanner range

The flatbed range quickly and easily scans documents of any shape or size. Ideal for scanning irregular shapes or fragile items, as well as books and bound media.

- A4 and A3 duplex solutions
- High-speed ADF scanning with duplex
- Scan up to 8,000 pages per day
- Network versions
- Automatic paper size detection

Effortless integration and sharing

Epson scanners are designed for seamless integration into your IT environment with industry standard TWAIN, WIA and ISIS driver support.



With Epson Document Capture software, create dynamic workflows for those in the office or working from home, by scanning and sharing documents to network folders, SharePoint, cloud services or via email. It enables collaboration to all stakeholders regardless of location.



With our Wi-Fi Direct™ solutions, users can control business scanners with Android and Apple mobile devices through the Epson DocumentScan app. Simple solutions for agile workers and hot-desking.



	Business Scanners	
	Compact	
Model name	ES-C320W	ES-C380W
		
Scanning Speed Mono	30 ppm / 60 ipm	30 ppm / 60 ipm
Scanning Speed Colour	30 ppm / 60 ipm	30 ppm / 60 ipm
Automatic Document Feeder Capacity	20 pages	20 pages
Duplex Scan	✓	✓
ADF Paper weight	40 - 413 g/m ²	40 - 413 g/m ²
Ultrasonic Sensor	-	-
Scanning Resolution (Horizontal x Vertical)	600 x 600 dpi	600 x 600 dpi
Reliability Daily Duty Cycle	3,500	3,500
Interfaces	USB 2.0, Wireless LAN IEEE 802.11a/b/g/n, Wi-Fi Direct	USB 2.0, Wireless LAN IEEE 802.11a/b/g/n, Wi-Fi Direct
Options	Roller Assembly Kit (B12B819731), Passport Carrier Sheet (B12B819651)	Roller Assembly Kit (B12B819731)
Light Source	ReadyScan LED technology	ReadyScan LED technology
Drivers	TWAIN, WIA, SANE, ICA	TWAIN, WIA, SANE, ICA
Software	Epson Scan 2, ScanSmart, Smart Panel, Epson Device Admin	Epson Scan 2, ScanSmart, Smart Panel, Epson Device Admin
Pull / Push Scanning*	-	✓
Output Formats	BMP, JPEG, TIFF, multi-TIFF, PDF, searchable PDF, PDF/A, PNG	BMP, JPEG, TIFF, multi-TIFF, PDF, searchable PDF, PDF/A, PNG
Automatic De-Skew	✓	✓
Text Enhancement	✓	✓
RGB Colour Enhance	✓	✓
RGB Colour Dropout	✓	✓
Skip Blank Page	✓	✓
A3 Stitching	✓	✓
Punch Holes Removal	✓	✓
Auto Rotation	✓	✓
Weight	1.8 kg	1.9 kg
Standard Warranty	12 months carry in	12 months carry in
Dimensions – (W x D x H)	296 x 104 x 125 mm	296 x 104 x 125 mm

* Pull / Push scanning with Document Capture software suite

Business Scanners

Compact

DS-C330



30 ppm / 60 ipm

30 ppm / 60 ipm

20 pages

✓

40 - 413 g/m²

-

600 × 600 dpi

5,000

USB 2.0

Roller Assembly Kit (B12B819731),
Passport Carrier Sheet
(B12B819651)

ReadyScan LED technology

TWAIN, ISIS, WIA, SANE, ICA

Document Capture Pro,
Document Capture for Mac, Epson
Device Admin, Epson Scan 2

-

BMP, JPEG, TIFF, multi-TIFF, PDF,
searchable PDF, PDF/A, PNG

✓

✓

✓

✓

✓

✓

✓

✓

1.8 kg

12 months carry in

296 × 104 × 125 mm

DS-C490



40 ppm / 80 ipm

40 ppm / 80 ipm

20 pages

✓

40 - 413 g/m²

✓

600 × 600 dpi

6,500

USB 2.0

Roller Assembly Kit (B12B819731)

ReadyScan LED technology

TWAIN, ISIS, WIA, SANE, ICA

Document Capture Pro,
Document Capture for Mac, Epson
Device Admin, Epson Scan 2

-

BMP, JPEG, TIFF, multi-TIFF, PDF,
searchable PDF, PDF/A, PNG

✓

✓

✓

✓

✓

✓



✓

✓

1.9 kg

12 months carry in

296 × 104 × 125 mm

	Business Scanners	
	Mobile	
Model name	ES-50	ES-60W
		
Scanning Speed Mono	5.5 s/page	4 s/page
Scanning Speed Colour	5.5 s/page	4 s/page
Automatic Document Feeder Capacity	1 sheet	1 sheet
Duplex Scan	–	–
ADF Paper weight	35 – 270 g/m ²	35 – 270 g/m ²
Ultrasonic Sensor	–	–
Scanning Resolution (Horizontal x Vertical)	600 x 600 dpi	600 x 600 dpi
Reliability Daily Duty Cycle	300	300
Interfaces	USB 2 micro B	USB 2.0 / Wi-Fi
Options	29.667	–
Light Source	ReadyScan LED Technology	ReadyScan LED Technology
Drivers	TWAIN, WIA, SANE, ICA	TWAIN, WIA, SANE, ICA
Software	Epson Scan 2, Epson ScanSmart	Epson Scan 2, Epson ScanSmart
Pull / Push Scanning*	Pull / Push	Pull / Push
Output Formats	JPEG, PDF, searchable PDF, PDF/A	JPEG, PDF, searchable PDF, PDF/A
Automatic De-Skew	✓	✓
Text Enhancement	✓	✓
RGB Colour Enhance	✓	✓
RGB Colour Dropout	✓	✓
Skip Blank Page	–	–
A3 Stitching	–	–
Punch Holes Removal	✓	✓
Auto Rotation	✓	✓
Weight	270 g (0.27 kg)	300 g (0.3 kg)
Standard Warranty	24 months carry in	24 months carry in
Dimensions – (W x D x H)	272 x 47 x 34 mm	272 x 47 x 34 mm

* Pull / Push scanning with Document Capture software suite

Business Scanners

Mobile

DS-70

DS-80W



5.5 s/page

4 s/page

5.5 s/page

4 s/page

1 sheet

1 sheet

-

-

35 – 270 g/m²

35 – 270 g/m²

-

-

600 × 600 dpi

600 × 600 dpi

300

300

USB 2 micro B

USB / Wi-Fi direct

-

-

ReadyScan LED
Technology

ReadyScan LED
Technology

TWAIN, WIA, SANE, ICA

TWAIN, WIA, SANE, ICA

Document Capture Pro,
Document Capture for Mac,
Epson Scan 2

Document Capture Pro,
Epson Device Admin, Document
Capture for Mac, Epson Scan 2

Pull / Push

Pull / Push

JPEG, PDF, searchable PDF, PDF/A

BMP, JPEG, TIFF, multi-TIFF, PNG,
PDF, PDF/A, searchable PDF, docx,
xlsx, pptx

✓

✓

✓

✓

✓

✓

-

-

-

-

✓

✓

✓

✓

270 g (0.27 kg)



300 g (0.3 kg)

24 months carry in

24 months carry in

272 × 47 × 34 mm

272 × 47 × 34 mm

	Business Scanners	
	A4 Sheetfed	
Model name	DS-410 	ES-500WII 
Scanning Speed Mono	26 ppm / 52 ipm	35 ppm / 70 ipm
Scanning Speed Colour	26 ppm / 52 ipm	35 ppm / 70 ipm
Automatic Document Feeder Capacity	50 pages	50 pages
Duplex Scan	✓	✓
ADF Paper weight	50 – 209 g/m ²	27 – 413 g/m ²
Ultrasonic Sensor	–	✓
Scanning Resolution (Horizontal x Vertical)	600 x 600 dpi	600 x 600 dpi
Reliability Daily Duty Cycle	3,000	4,000
Interfaces	USB 2.0 Type B	USB 3.2 Gen 1, Wi-Fi Direct, Wireless LAN IEEE 802.11b/g/n
Options	Roller assembly kit B12B819381 Carrier Sheet x 5 B12B813431	Roller assembly kit B12B819671 Carrier Sheet x 5 B12B819051
Light Source	ReadyScan LED Technology	ReadyScan LED Technology
Drivers	TWAIN, WIA, ISIS, SANE, ICA	TWAIN, WIA, SANE (Linux), ICA (Mac)
Software	Document Capture Pro, Document Capture for Mac, Epson Scan 2	Epson Scan 2, Epson ScanSmart
Pull / Push Scanning*	Pull / Push	Pull / Push
Output Formats	BMP, JPEG, TIFF, multi-TIFF, PNG, PDF, PDF/A, searchable PDF, docx, xlsx, pptx	BMP, JPEG, TIFF, multi-TIFF, PDF, searchable PDF, PDF/A, PNG
Automatic De-Skew	✓	✓
Text Enhancement	✓	✓
RGB Colour Enhance	✓	✓
RGB Colour Dropout	✓	✓
Skip Blank Page	✓	✓
A3 Stitching	✓	✓
Punch Holes Removal	✓	✓
Auto Rotation	✓	✓
Weight	2.5 kg	3.7 kg
Standard Warranty	12 months onsite service	12 months carry in
Dimensions – (W x D x H)	297 x 152 x 154 mm	296 x 169 x 176 mm

* Pull / Push scanning with Document Capture software suite

Business Scanners

A4 Sheetfed

DS-530II



35 ppm / 70 ipm

35 ppm / 70 ipm

50 pages

✓

27 – 413 g/m²

✓

600 × 600 dpi

5,500

USB 3.2 Gen 1

Roller assembly kit
B12B819671

Carrier Sheet × 5
B12B819051

ReadyScan LED
Technology

TWAIN, WIA, ISIS, SANE, ICA

Document Capture Pro,
Document Capture for Mac,
Epson Scan 2

Pull / Push

BMP, JPEG, TIFF, multi-TIFF, PNG,
PDF, PDF/A, searchable PDF, docx,
xlsx, pptx

✓

✓

✓

✓

✓

✓

✓

✓

3.7 kg

12 months onsite service

296 × 169 × 176 mm

ES-580W



35 ppm / 70 ipm

35 ppm / 70 ipm

100 pages

✓

27 – 413 g/m²

✓

600 × 600 dpi

4,000

USB 3.2 Gen 1, Wi-Fi Direct,
USB host, Wireless LAN IEEE
802.11a/b/g/n

Roller assembly kit
B12B819671

Carrier Sheet × 5
B12B819051

ReadyScan LED
Technology

TWAIN, WIA, SANE, ICA

Epson Scan 2, Epson ScanSmart

Pull / Push

BMP, JPEG, TIFF, multi-TIFF, PDF,
searchable PDF, PDF/A, PNG

✓

✓

✓

✓

✓

✓




✓

✓

3.7 kg

12 months carry in

296 × 169 × 176 mm

	Business Scanners		
	A4 Sheetfed		
Model name	DS-730N	DS-770II	DS-790WN
			
Scanning Speed Mono	40 ppm / 80 ipm	45 ppm / 90 ipm	45 ppm / 90 ipm
Scanning Speed Colour	40 ppm / 80 ipm	45 ppm / 90 ipm	45 ppm / 90 ipm
Automatic Document Feeder Capacity	100 pages	100 sheets	100 sheets
Duplex Scan	✓	✓	✓
ADF Paper weight	27 – 413 g/m ²	27 – 413 g/m ²	27 – 413 g/m ²
Ultrasonic Sensor	✓	✓	✓
Scanning Resolution (Horizontal x Vertical)	600 x 600 dpi	600 x 600 dpi	600 x 600 dpi
Reliability Daily Duty Cycle	6,500	7,000	7,000
Interfaces	USB 2.0 / Ethernet Interface	USB 3.2 Gen 1	USB 3.2 Gen 1, Wi-Fi Direct, USB host, Ethernet Interface (10Base-T / 100Base-TX / 1000Base-T), Wireless LAN b/g/g 25GHz
Options	Roller assembly kit B12B819671 Carrier Sheet x 5 B12B819051	Flatbed conversion kit	Roller assembly kit
Light Source	ReadyScan LED Technology	ReadyScan LED Technology	ReadyScan LED Technology
Drivers	TWAIN, WIA, ISIS, SANE, ICA	TWAIN, WIA, ISIS, ICA	TWAIN, WIA, ISIS, ICA
Software	Document Capture Pro, Document Capture Pro Server, Document Capture for Mac, Epson Scan 2, Epson Device Admin	Document Capture Pro, Document Capture for Mac, Epson Scan 2	Document Capture Pro, Document Capture Pro Server, Document Capture for Mac, Document Capture Pro Server Authentication Edition, Epson Scan 2
Pull / Push Scanning*	Pull / Push	Pull / Push	Pull / Push
Output Formats	BMP, JPEG, TIFF, multi-TIFF, PNG, PDF, PDF/A, searchable PDF, docx, xlsx, pptx	BMP, JPEG, TIFF, multi-TIFF, PNG, PDF, PDF/A, searchable PDF, docx, xlsx, pptx	BMP, JPEG, TIFF, multi-TIFF, PDF, searchable PDF, secure PDF, PDF/A, PNG
Automatic De-Skew	✓	✓	✓
Text Enhancement	✓	✓	✓
RGB Colour Enhance	✓	✓	✓
RGB Colour Dropout	✓	✓	✓
Skip Blank Page	✓	✓	✓
A3 Stitching	✓	✓	✓
Punch Holes Removal	✓	✓	✓
Auto Rotation	✓**	✓	✓
Weight	3.6 kg	3.6 kg	3.7 kg
Standard Warranty	12 months onsite service	12 months onsite service	12 months onsite service
Dimensions – (W x D x H)	296 x 169 x 167 mm	296 x 169 x 176 mm	296 x 169 x 167 mm

* Pull / Push scanning with Document Capture software suite ** Feature available with Epson Document Capture software

Business Scanners

A4 Sheetfed

A3 Sheetfed

DS-870



DS-970





DS-30000



DS-32000



65 ppm / 130 ipm	85 ppm / 170 ipm	70 ppm / 140 ipm	90 ppm / 180 ipm
65 ppm / 130 ipm	85 ppm / 170 ipm	70 ppm / 140 ipm	90 ppm / 180 ipm
100 pages	100 pages	120 pages	120 pages
✓	✓	✓	✓
27 – 413 g/m ²	27 – 413 g/m ²	27 – 413 g/m ²	20 – 413 g/m ²
	✓	✓	✓
600 × 600 dpi	600 × 600 dpi	600 × 600 dpi	600 × 600 dpi
10,000	14,000	30,000	40,000
USB 3.2 Gen 1	USB 3.2 Gen 1	USB 3.2 Gen 1	USB 3.2 Gen 1
Flatbed conversion kit	Flatbed conversion kit	Roller assembly kit	Roller assembly kit
ReadyScan LED Technology	ReadyScan LED Technology	ReadyScan LED Technology	ReadyScan LED Technology
TWAIN, WIA, ISIS, ICA	TWAIN, WIA, ISIS, ICA	TWAIN, WIA, ISIS, SANE, ICA	TWAIN, WIA, ISIS, SANE, ICA
Document Capture Pro, Document Capture Pro Server, Document Capture for Mac, Epson Scan 2, Epson Device Admin	Document Capture Pro, Document Capture Pro Server, Document Capture for Mac, Epson Scan 2, Epson Device Admin	Document Capture Pro, Document Capture for Mac, Epson Scan 2	Document Capture Pro, Document Capture for Mac, Epson Scan 2
Pull / Push	Pull / Push	Pull / Push	Pull / Push
BMP, JPEG, TIFF, multi-TIFF, PNG, PDF, PDF/A, searchable PDF, docx, xlsx, pptx	BMP, JPEG, TIFF, multi-TIFF, PNG, PDF, PDF/A, searchable PDF, docx, xlsx, pptx	BMP, JPEG, TIFF, multi-TIFF, PNG, PDF, PDF/A, searchable PDF, docx, xlsx, pptx	BMP, JPEG, TIFF, multi-TIFF, PNG, PDF, PDF/A, searchable PDF, docx, xlsx, pptx
✓	✓	✓	✓
✓	✓	✓	✓
✓	✓	✓	✓
✓	✓	✓	✓
✓	✓	✓	✓
✓	✓	✓	✓
✓	✓	-	-
✓	✓	✓	✓
✓	✓	✓	✓
3.6 kg	3.6 kg	5.8 kg	5.8 kg
12 months onsite service	12 months onsite service	12 months onsite service	12 months onsite service
296 × 169 × 167 mm	296 × 169 × 167 mm	371 × 208 × 219 mm	371 × 208 × 219 mm

	Business Scanners	
	A4 Flatbed	
Model name	DS-1630	DS-1660W
		
Scanning Speed Mono	25 ppm / 10 ipm	25 ppm / 10 ipm
Scanning Speed Colour	25 ppm / 10 ipm	25 ppm / 10 ipm
Automatic Document Feeder Capacity	50 pages	50 pages
Duplex Scan	✓	✓
ADF Paper weight	50 – 120 g/m ²	50 – 120 g/m ²
Ultrasonic Sensor	–	–
Scanning Resolution (Horizontal x Vertical)	1,200 x 1,200 dpi	1,200 x 1,200 dpi
Reliability Daily Duty Cycle	1,500	1,500
Interfaces	USB 3.2 Gen 1	USB 3.2 Gen 1 / Wi-Fi / Wi-Fi direct
Options	–	–
Light Source	ReadyScan LED Technology	RGB LED
Drivers	TWAIN, WIA, ISIS, SANE, ICA	TWAIN, WIA, SANE, ICA
Software	Document Capture Pro, Document Capture Pro Server, Document Capture for Mac, Epson Scan 2	Document Capture Pro, Document Capture Pro Server, Document Capture for Mac, Epson Scan 2
Pull / Push Scanning*	Pull / Push	Pull / Push
Output Formats	BMP, JPEG, TIFF, multi-TIFF, PNG, PDF, PDF/A, searchable PDF, docx, xlsx, pptx	BMP, JPEG, TIFF, multi-TIFF, PNG, PDF, PDF/A, searchable PDF, docx, xlsx, pptx
Automatic De-Skew	✓	✓
Text Enhancement	✓	✓
RGB Colour Enhance	✓	✓
RGB Colour Dropout	✓	✓
Skip Blank Page	✓	✓
A3 Stitching	✓	✓
Punch Holes Removal	✓	✓
Auto Rotation	✓	✓
Weight	3.7 kg	3.7 kg
Standard Warranty	12 months onsite service	12 months onsite service
Dimensions – (W x D x H)	451 x 315 x 120 mm	451 x 315 x 120 mm

* Pull / Push scanning with Document Capture software suite

Business Scanners



A4 Flatbed

DS-6500 / DS-6500N

DS-7500 / DS-7500N



25 ppm / 50 ipm	40 ppm / 80 ipm
25 ppm / 50 ipm	40 ppm / 80 ipm
100 pages	100 pages
✓	✓
50 – 128 g/m ²	50 – 128 g/m ²
✓	✓
1,200 × 1,200 dpi	1,200 × 1,200 dpi
3,000	4,000
USB 2.0 Type B	USB 2.0 Type B
Network Interface Panel B12B808411	Network Interface Panel B12B808411
ReadyScan LED Technology	ReadyScan LED Technology
TWAIN, WIA, ISIS, SANE, ICA	TWAIN, WIA, ISIS, SANE, ICA
Document Capture Pro, Document Capture Pro Server, Document Capture for Mac, Epson Event Manager (Mac), Epson Scan 2, Sprint 9.0 (Mac OS), Epson Device Admin	Document Capture Pro, Document Capture Pro Server, Document Capture for Mac, Epson Event Manager (Mac), Epson Scan 2, Sprint 9.0 (Mac OS), Epson Device Admin
Pull / Push	Pull / Push
BMP, JPEG, TIFF, multi-TIFF, PNG, PDF, PDF/A, searchable PDF, docx, xlsx, pptx	BMP, JPEG, TIFF, multi-TIFF, PNG, PDF, PDF/A, searchable PDF, docx, xlsx, pptx
✓	✓
✓	✓
✓	✓
✓	✓
✓	✓
-	-
✓	✓
✓	✓
9.8 kg	9.8 kg
12 months onsite service	12 months onsite service
495 × 360 × 217 mm	495 × 360 × 217 mm

	Business Scanners	
	A3 Flatbed	
Model name	DS-50000 / DS-50000N	DS-60000 / DS-60000N
		
Scanning Speed Mono	4 s/page	40 ppm / 80 ipm
Scanning Speed Colour	4 s/page	40 ppm / 80 ipm
Automatic Document Feeder Capacity	–	200
Duplex Scan	–	✓
ADF Paper weight	–	35 – 128 g/m ²
Ultrasonic Sensor	–	✓
Scanning Resolution (Horizontal x Vertical)	600 x 600 dpi	600 x 600 dpi
Reliability Daily Duty Cycle	–	5,000
Interfaces	USB 2.0	USB 2.0
Options	Network Interface Panel B12B808411	Network Interface Panel B12B808411
Light Source	ReadyScan LED Technology	ReadyScan LED Technology
Drivers	TWAIN, WIA, ISIS, SANE, ICA	TWAIN, WIA, ISIS, SANE, ICA
Software	Document Capture Pro, Document Capture Pro Server, Document Capture for Mac, Epson Event Manager (Mac), Epson Scan 2, Sprint 9.0 (Mac OS)	Document Capture Pro, Document Capture Pro Server, Document Capture for Mac, Epson Event Manager (Mac), Epson Scan 2, Sprint 9.0 (Mac OS)
Pull / Push Scanning*	Pull / Push	Pull / Push
Output Formats	BMP, JPEG, TIFF, multi-TIFF, PNG, PDF, PDF/A, searchable PDF, docx, xlsx, pptx	BMP, JPEG, TIFF, multi-TIFF, PNG, PDF, PDF/A, searchable PDF, docx, xlsx, pptx
Automatic De-Skew	✓	✓
Text Enhancement	✓	✓
RGB Colour Enhance	✓	✓
RGB Colour Dropout	✓	✓
Skip Blank Page	–	✓
A3 Stitching	–	–
Punch Holes Removal	✓	✓
Auto Rotation	✓	✓
Weight	14.8 kg	26.9 kg
Standard Warranty	12 months onsite service	12 months onsite service
Dimensions – (W x D x H)	640 x 468 x 156 mm	640 x 522 x 289 mm

* Pull / Push scanning with Document Capture software suite

Business Scanners

A3 Flatbed

DS-70000 / DS-70000N



70 ppm / 140 ipm

70 ppm / 140 ipm

200

✓

35 – 128 g/m²

✓

600 × 600 dpi

8,000

USB 2.0

Network Interface Panel
B12B808411

ReadyScan LED Technology

TWAIN, WIA, ISIS, SANE, ICA

Document Capture Pro,
Document Capture Pro Server,
Document Capture for Mac, Epson
Event Manager (Mac), Epson Scan 2,
Sprint 9.0 (Mac OS)

Pull / Push

BMP, JPEG, TIFF, multi-TIFF, PNG,
PDF, PDF/A, searchable PDF, docx,
xlsx, pptx

✓

✓

✓

✓

✓

–

✓

✓

26.9 kg

12 months onsite service

640 × 522 × 289 mm

Expression 13000XL



12 s/page measured
with Size: A4, Resolution: 300 dpi

12 s/page measured
with Size: A4, Resolution: 300 dpi

–

–

–

–

2,400 × 4,800 dpi

–

USB 2.0

Transparency Unit B12B819221

ReadyScan LED Technology

TWAIN, ISIS, WIA, SANE, ICA

Epson Scan 2, SilverFast Ver 9
(with IT8 calibration tables)

Pull / Push

BMP, JPEG, TIFF, multi-TIFF,
PDF/A, PNG

–

✓

✓

✓

–

–

✓

✓

14.3 kg

12 months onsite service

656 × 458 × 158 mm

Expression 13000XL Pro



12 s/page measured
with Size: A4, Resolution: 300 dpi

12 s/page measured
with Size: A4, Resolution: 300 dpi

–

–

–

–

2,400 × 4,800 dpi

–

USB 2.0

–

ReadyScan LED Technology

TWAIN, ISIS, WIA, SANE, ICA

Epson Scan 2, SilverFast Ver 9
(with IT8 calibration tables)

Pull / Push

BMP, JPEG, TIFF, multi-TIFF,
PDF/A, PNG

–

✓

✓

✓

–

–

✓

✓

20.5 kg

12 months onsite service

656 × 460 × 292 mm



Please recycle responsibly

Epson Middle East
P.O. Box 371567, Dubai
United Arab Emirates
Telephone: +971 4 306 8900
www.epson.eu/contact-us



EpsonMiddleEast



EpsonMiddleEast



EpsonEurope



EpsonMiddleEast

Trademarks and registered trademarks are the property of Seiko Epson Corporation or their respective owners. Product information is subject to change without prior notice.

EPSON®