

Moverio quick start guide

BT-45C and BT-45CS

Attach the headband

Find out how to wear the BT-45C/CS by watching this video tutorial:

<https://youtu.be/vK9-71KRE8o?si=fwzSllcVucxrAoB9>




Open headband as far as possible



Position glass piece at 90 degrees



Hold front pad against head and adjust until image is clear



Tighten the dial



Fine tune the position so you can see clearly

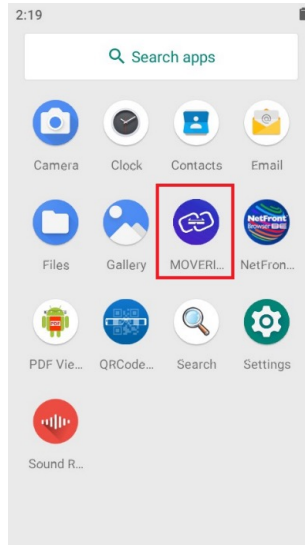


To flip up, hold the headband and push the display forward

Boost the sound

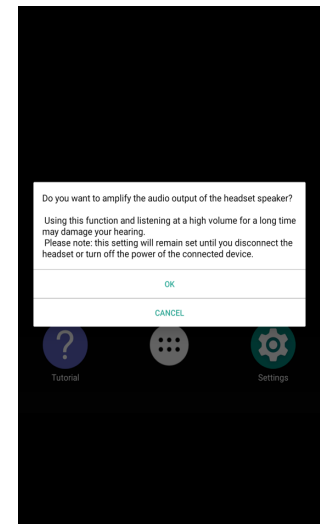

You must ensure that the **Moverio Link Pro app** has been installed and configured. This is a one-time activity and will allow the controller to manage the headset settings.

Open the app **Moverio Link Pro**, and then follow the step-by-step instructions to configure it by clicking **“Next”**.


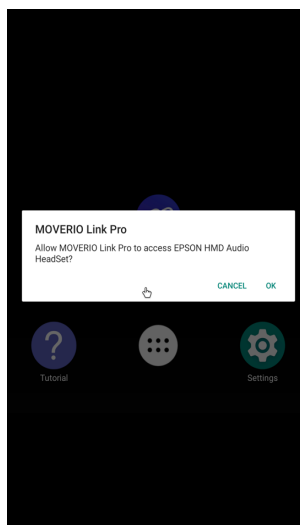


To boost the sound:

- 1 Push the volume button up to its maximum.
- 2 Push the volume up button again and a warning message will be displayed. Press **“OK”** to boost the sound.



- 3 A permission dialog box will then appear, press **“OK”** to accept.
- 4 Change the amplification using the onscreen arrow buttons.



Position of the virtual screen


The view of the user under the display is clear (red angle in the image below).

The user can easily switch from viewing the projected image (blue angle) or real world making a simple eye movement: looking up or down.

In this photo the remote field worker is looking up towards the digital screen, by looking down she can see the control panel and read her clip board.



If the projected image sits on the right hand side on the real-world view, the user can hide it very easily using the **Tap to Hide** function: see next section.

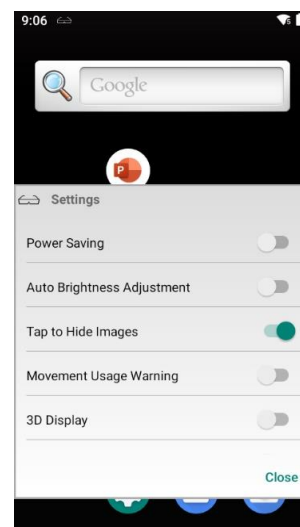
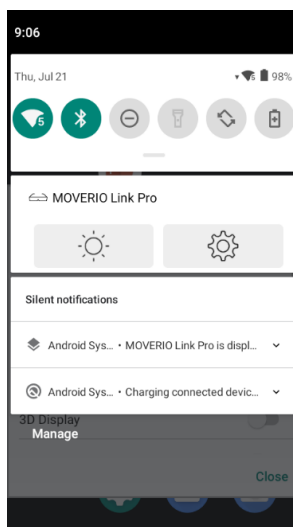


Screen standby – activate Tap to Hide Images

The **Tap to Hide Images** function allows you to quickly turn off the screen so you can see through the glasses, without the need to flip up the glasses.

All other functions continue to work while the screen is muted e.g. audio, camera, Wi-Fi, etc.

Using the **Moverio Link Pro App** you can enable the Tap to Hide Images function as shown opposite:



Next all you need to do is tap the left side of the smart glasses 2 times to turn off the display.



Switch between Mirror mode and Trackpad mode

There are two viewing modes in the BT-45CS, **Trackpad mode** and **Mirror mode**.

Trackpad mode is the default mode. When you connect the headset to the controller the controller turns into a trackpad, like on a laptop, where you can move, tap, drag, and pinch your fingers to navigate.

You can switch between **Trackpad mode** and **Mirror mode** by pressing the side function key twice



Mirror mode is where the controller and the headset screen are mirrored as shown below.



Lock the buttons to prevent accidental operation

You can lock and unlock all the physical buttons and touchscreen by holding down the function key for 3 seconds.

Once locked, all buttons and touchscreen will become locked.



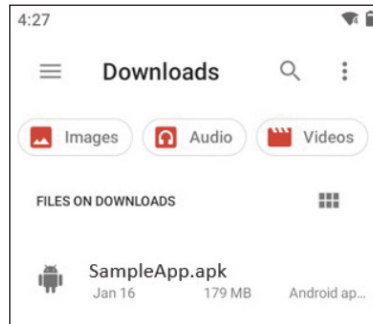
App installation

Android apps can be installed by side-loading the .apk (apk = android installation file) on to the controller.

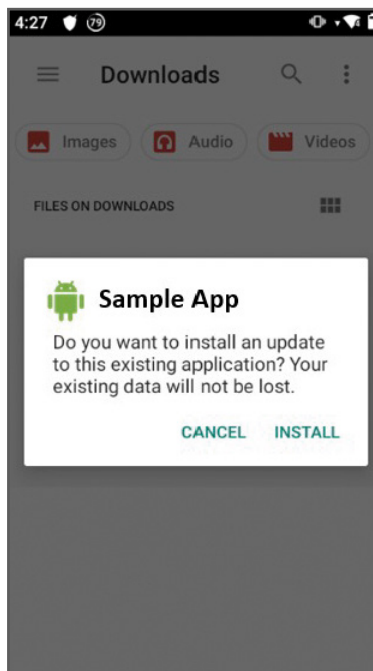
Moverio does not include an App Store like Google Play. Instead, you need to download from the web, or copy the installation file from your PC to the Moverio controller.

Moverio certified solutions typically provide their apps via their website or using a direct download URL.

- 1 Once the file has been downloaded or copied to your controller, you can install it using an app called **File** which is pre-installed.
- 2 Open the **File** app and browse to folder location, in this example, the file **SampleApp.apk** has been copied to the **Downloads** folder.



- 3 Press the **SampleApp.apk** installation file and then press **Install**.



MDM solutions are available to manage multiple devices, provide functionality to install apps, updates and certificates; and to manage IT policies.

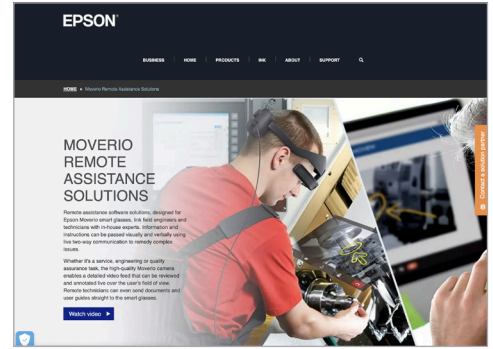
Many of our solution providers automatically update their apps so after the initial install, all further updates are managed by the app itself.

Android apps that require Google GMS services like Chrome, Maps, YouTube, may work but are not officially supported and may not install or function correctly.



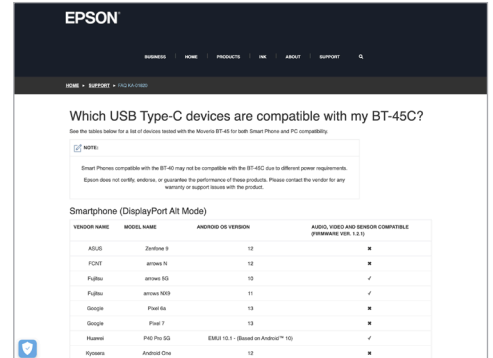
Moverio remote assistance website
<https://epson.co.uk/moverio-remote-assistance>

At Epson we partner with specialised independent software vendors (ISVs) to create a choice of off-the-shelf remote assistance solutions based on the Epson Moverio smart glasses platform. Visit our website to see how a remote assistance solution could benefit your company.



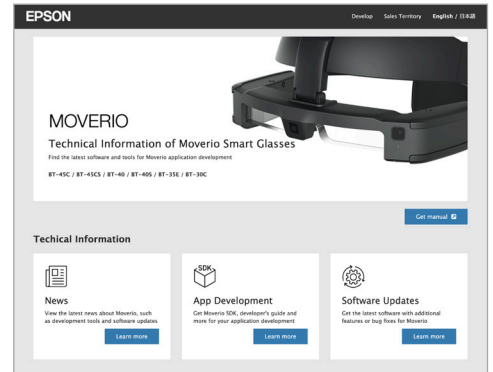
Moverio BT-45C smartphone compatibility list
https://epson.co.uk/en_GB/faq/KA-01820/contents?loc=en-us

A list of devices tested with the Moverio BT-45 for both smartphone and PC compatibility.



Moverio developer website
<https://tech.moverio.epson.com/en/>

Official website for technical information and application development information for Moverio smart glasses.



For further information please contact your local Epson office or visit www.epson.eu/contact-us

Algeria +213 770 938 617 Austria 01 253 49 78 333 Belgium +32 (0)2 792 04 47 Czech +420 246 037 281 Denmark 44 50 85 85 Ethiopia +254700760366
 Finland 09-3158 3267 France 09 74 75 04 04 (Cost of local call, operator charges may apply) Germany +49 (0) 2159/92 79 500 Greece (0030) 211 198 62 12
 Hungary 06800 147 83 Ireland 01 436 7742 Israel (+972)-3-5751833 Italy 02-660321 10 (0,12 €/min) Kenya +254 207 904 566 Luxembourg +352 27860692
 Middle East +9714 2677638 Morocco +212 520 134 040 Netherlands +31 (0)20 708 5099 Norway +47 67 11 37 00 Poland +48 22 295 37 25 (0,16 zł/min)
 Portugal 707 222 111 Romania 0040 214025024 Slovakia +421 232 786 682 Southern Africa +27 (0) 10 109 5320 Spain 935 821 500 Sweden +46 8 5051 3701
 (Mobilsamtal – 0,99 kr/min, Lokala samtal – 0,30 kr/min, Utlandssamtal – 0,89 kr/min) Switzerland 022 592 7923 Tanzania +255 080 011 1014
 Tunisia +216 9811 5564 Turkey (0212) 3360303 Uganda +256 205 491 148 United Kingdom 0871 42 37766
 (+10p per minute plus network extras) West Africa +2349046648285

Trademarks and registered trademarks are the property of Seiko Epson Corporation or their respective owners. Product information is subject to change without prior notice.

