

# Seeing the bigger picture



# Technology for connected learning

Epson understands education. For many years, we've been providing customers with a wide range of solutions designed for the evolving needs of the sector, developed by listening to what teachers want and what students require. We use this knowledge to design technology that makes teaching and learning uninterrupted, consistent and efficient.

Our solutions connect collaborative groups, capture attention and empower both teachers and students.

## The four essential skills of today's students

### Communication

Effective communication skills allow students to express their thoughts and ideas clearly, connect with a wide range of audiences, and hold meaningful conversations that increase shared understanding.

### Collaboration

In today's connected world, the ability to collaborate leads to shared perspectives, collective progress and innovative solutions to complex challenges.

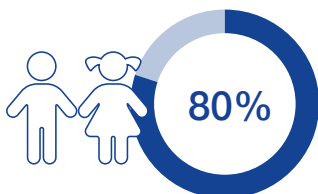
### Creativity

Creative thinking helps students see new possibilities, tackle problems in new ways and find new solutions that push the boundaries of learning.

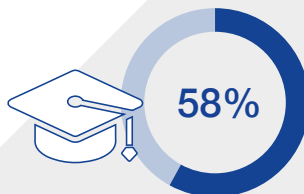
### Critical thinking

Students who think critically analyse information rigorously, challenging assumptions and making well-informed decisions.


## Why visual learning makes all the difference



Readability is key as 80% of all childhood learning is visual<sup>1</sup>.



58% of students can't read all content from a 70" flat panel display (FPD), yet 86% of FPD sales are below 80"<sup>2</sup>.



According to research, students retain only 10-30% of content when lessons are centred on reading, observing and listening. Retention can be boosted by up to 90% by involving children in practical work, discussions and teaching<sup>3</sup>.

## The advantages of Epson projectors

### Improved efficiency and less power usage


Epson projectors typically achieve low power consumption, with projector management software improving efficiency further. Not only that, choose Epson projectors and you're choosing to work with a technology partner that's committed to conserving environmental resources, reducing waste, and using recycled resources.

### Unrivalled service, support and reliability

With our projectors, you enjoy best-in-class service and maintenance, and local language support. Long usage lifecycles keep downtime to a minimum, and up to 5 year warranty is included for additional peace of mind.

### Total flexibility for every learning environment

Unlike FPDs, projectors do not have one fixed display size. Projectors can deliver any size display, scalable up to 1,000". Ensuring everyone can see the content clearly.



### Unrestricted viewing

Unlike FPDs, Epson projectors have no blind spots or restricted viewing angles. This makes it easier to see content, even from the sides of a room. They're also free from glare, reflections and fingerprints.

### Enhanced learning experiences

Epson projectors put the student at the centre of learning, as well as adapting to a range of teaching methods. They enable hybrid education, combining analogue and digital approaches, to provide the ideal balance of fast digital thinking and more analytical, literature-based learning.

### Ease of use

Our display solutions offer flexibility and are easy to use. They also deliver plug-and-play functionality, so teachers don't have to rework their lessons to adapt to new software, or face difficulties with new laptops and Windows OS.

### Split-screen capabilities without any software

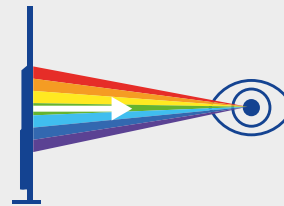
Epson projectors allow you to show content in a split-screen configuration (up to 4 inputs), without the need for any additional software.



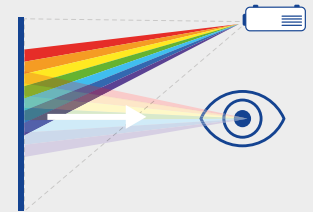
### Comfortable vision

FPDs emit light that appears much brighter and may cause eye fatigue when you view them for long periods of time. Epson projectors produce indirect light with no reflection and clear viewing from every angle making for a more comfortable experience.

Direct light



Indirect light





# Optimising your solution

For the best teaching and learning experience, your displays must adapt.

## Replicate the desktop experience

The optimal display size should provide those furthest away with the equivalent view of a comfortable desktop experience.

## Adapt to the length of the room / number of participants

Give everybody the same opportunity to share and engage with the ideal display size for your meeting.


Feels like a 14" monitor



Feels like a 25.2" monitor



Based on a room size of 4x3 metres



### 50%

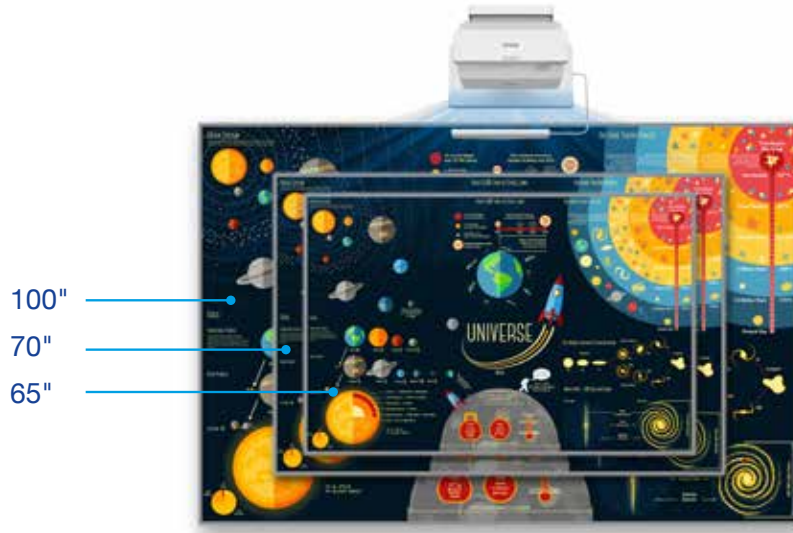
**Increase of myopia in adolescents**

Twice as many as 50 years ago, due to progressive digitalisation and less time outdoors<sup>4</sup>.

## A scalable display from a single Epson projector – at one, fixed cost

Epson projectors allow you to scale your display size to ensure your content is always clearly visible to all, regardless of room size.

FPDs offer one fixed size, but with Epson projectors you have the flexibility to scale displays in any size up to 1000", and in multiple aspect ratios, for varying viewing distances.



## Scale to suit your space

Use the chart below to find the optimal display size for your teaching/learning space. Simply look up the room length on the left and scan across.

Room length (m)	50" display	55" display	60" display	65" display	70" display	80" display	100" display	120" display	150" display	
1.8	Acceptable	Excellent visibility	Excellent visibility	Excellent visibility	Excellent visibility	Excellent visibility	Excellent visibility	Excellent visibility	Excellent visibility	Excellent visibility
2.0	Acceptable	Excellent visibility	Excellent visibility	Excellent visibility	Excellent visibility	Excellent visibility	Excellent visibility	Excellent visibility	Excellent visibility	Excellent visibility
2.1	Acceptable	Excellent visibility	Excellent visibility	Excellent visibility	Excellent visibility	Excellent visibility	Excellent visibility	Excellent visibility	Excellent visibility	Excellent visibility
2.3	Acceptable	Excellent visibility	Excellent visibility	Excellent visibility	Excellent visibility	Excellent visibility	Excellent visibility	Excellent visibility	Excellent visibility	Excellent visibility
2.4	Not recommended	Acceptable	Excellent visibility	Excellent visibility	Excellent visibility	Excellent visibility	Excellent visibility	Excellent visibility	Excellent visibility	Excellent visibility
2.6	Not recommended	Not recommended	Acceptable	Excellent visibility	Excellent visibility	Excellent visibility	Excellent visibility	Excellent visibility	Excellent visibility	Excellent visibility
2.7	Not recommended	Not recommended	Not recommended	Acceptable	Excellent visibility	Excellent visibility	Excellent visibility	Excellent visibility	Excellent visibility	Excellent visibility
2.9	Not recommended	Not recommended	Not recommended	Not recommended	Acceptable	Excellent visibility	Excellent visibility	Excellent visibility	Excellent visibility	Excellent visibility
3.0	Not recommended	Not recommended	Not recommended	Not recommended	Not recommended	Acceptable	Excellent visibility	Excellent visibility	Excellent visibility	Excellent visibility
3.2	Not recommended	Not recommended	Not recommended	Not recommended	Not recommended	Not recommended	Acceptable	Excellent visibility	Excellent visibility	Excellent visibility
3.4	Not recommended	Not recommended	Not recommended	Not recommended	Not recommended	Not recommended	Not recommended	Acceptable	Excellent visibility	Excellent visibility
3.5	Not recommended	Not recommended	Not recommended	Not recommended	Not recommended	Not recommended	Not recommended	Not recommended	Acceptable	Excellent visibility
3.7	Not recommended	Not recommended	Not recommended	Not recommended	Not recommended	Not recommended	Not recommended	Not recommended	Not recommended	Acceptable
3.8	Not recommended	Not recommended	Not recommended	Not recommended	Not recommended	Not recommended	Not recommended	Not recommended	Not recommended	Not recommended
4.0	Not recommended	Not recommended	Not recommended	Not recommended	Not recommended	Not recommended	Not recommended	Not recommended	Not recommended	Not recommended
4.1	Not recommended	Not recommended	Not recommended	Not recommended	Not recommended	Not recommended	Not recommended	Not recommended	Not recommended	Not recommended
4.3	Not recommended	Not recommended	Not recommended	Not recommended	Not recommended	Not recommended	Not recommended	Not recommended	Not recommended	Not recommended
4.4	Not recommended	Not recommended	Not recommended	Not recommended	Not recommended	Not recommended	Not recommended	Not recommended	Not recommended	Not recommended
4.6	Not recommended	Not recommended	Not recommended	Not recommended	Not recommended	Not recommended	Not recommended	Not recommended	Not recommended	Not recommended
4.7	Not recommended	Not recommended	Not recommended	Not recommended	Not recommended	Not recommended	Not recommended	Not recommended	Not recommended	Not recommended
4.9	Not recommended	Not recommended	Not recommended	Not recommended	Not recommended	Not recommended	Not recommended	Not recommended	Not recommended	Not recommended
5.0	Not recommended	Not recommended	Not recommended	Not recommended	Not recommended	Not recommended	Not recommended	Not recommended	Not recommended	Not recommended
5.2	Not recommended	Not recommended	Not recommended	Not recommended	Not recommended	Not recommended	Not recommended	Not recommended	Not recommended	Not recommended
5.3	Not recommended	Not recommended	Not recommended	Not recommended	Not recommended	Not recommended	Not recommended	Not recommended	Not recommended	Not recommended
5.5	Not recommended	Not recommended	Not recommended	Not recommended	Not recommended	Not recommended	Not recommended	Not recommended	Not recommended	Not recommended

**Extra large**  
This size will create an experience significantly bigger than a desktop experience

**Excellent visibility**  
This will deliver a room experience that is equivalent to a desktop experience

**Acceptable**  
This meets minimum standards, but is not equivalent to a desktop experience

**Not recommended**  
This is a poor experience that does not meet any standards

Note: Displays smaller than 80 inches are assumed to be 16:9, displays 80 inches or larger are assumed to be 16:10.



# Adapting to your teaching style

Thanks to the versatility of Epson projectors, you can create an ideal combination of both traditional and digital classroom setups.

When compared to a FPD, a projector offers greater flexibility and more continuity, with faster switching between the projected image and whiteboard surface.



When the projector is off, the regular whiteboard is available, with teachers and students able to use the surface for other purposes, with whiteboard markers or magnets, for example. This helps teachers move seamlessly between analogue and digital learning.

Whiteboards are also easy to maintain and keep clean with no more than water and a sponge. This allows for unrestricted interactivity and no need for replacement if the surface gets dirty or damaged.



When the projector is on, the projection surface is your 'digital whiteboard' operated by finger or interactive pen.

# Technology designed with the future in mind

When it comes to waste, emissions and environmental impact, less is always more.

## For an equivalent size display, an Epson projector:

Is more economical to transport, with reduced transport emissions, as more projectors fit into a container than FPDs

Provides local service and maintenance

Learn more about our environmental commitments at [epson.co.uk/sustainability-report](https://epson.co.uk/sustainability-report)

## An informed decision at every step

Epson works to TCO Certification standards<sup>5</sup> as a commitment to social and environmental sustainability. As a member of the RBA, our supplier guidelines are based on the RBA Code of Conduct, and all of our suppliers are expected to adhere to this. We use 100% renewable electricity across the entire global Group – including all our sites, worldwide.




Responsible Business Alliance  
Advancing Sustainability Globally


## Optimising our inbound shipments

Once inbound shipments reach Rotterdam port, the deep-sea containers with products for Europe and Northern Africa are moved on to our Central Distribution Centre in Germany by truck, rail and barge. Transport is now 56.7% rail, 38.3% barge and only 4% truck.

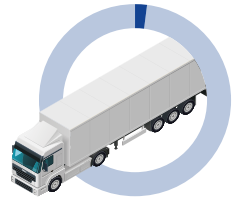
56.7%



38.3%



4%



## Compliant with ISO 9001 and 14001

We operate our quality and environmental management system in compliance with the ISO 14001<sup>6</sup> and ISO 9001<sup>7</sup> international standards and implement a planning and control cycle to effect continuous improvement. All our sales companies are certified with both ISO standards.



## Robust CSR management systems

We are the first technology company to gain an international certification for the alignment of our CSR management systems to the UN Sustainable Development Goals (SDGs). This is validated by the leading global certification organisation, Bureau Veritas.



<sup>5</sup>Epson was awarded EcoVadis gold status in October 2023 for overall sustainability. Seiko Epson Corporation (Group) is in the top 1% of companies rated by EcoVadis in the manufacture of computers and peripheral equipment industry.

## Product environmental data for Epson's agile collaboration displays

	EB-685W	EB-685Wi	EB-695Wi	EB-760W	EB-760Wi	EB-770F	EB-770Fi	EB-1485Fi	EB-810E/ EB-815E*
Image size	100"	100"	100"	100"	100"	100"	100"	100"	160"
Light source (lamp/laser)	Lamp	Lamp	Lamp	Laser	Laser	Laser	Laser	Laser	Laser
Lumens (lm)	3500	3500	3500	4100	4100	4100	4100	5000	5000
Life of the light source (hours, normal mode)	5000	5000	5000	20000	20000	20000	20000	20000	20000
Life of the light source (hours, eco mode)	10000	10000	10000	30000	30000	30000	30000	30000	30000
Product weight (kg)	5.7	5.7	5.7	5.9	6.0	5.9	6.0	9.9	12.5
<b>Eco certifications</b>									
Production in an ISO 14001 certified factory <sup>6</sup>	Yes	Yes	Yes	Yes	Yes	Yes	Yes	Yes	Yes
Production in an ISO 9001 certified factory <sup>7</sup>	Yes	Yes	Yes	Yes	Yes	Yes	Yes	Yes	Yes
Production in an RBA certified factory	Yes	Yes	Yes	Yes	Yes	Yes	Yes	Yes	Yes
<b>Electricity</b>									
Normal (watt) On-mode power consumption <sup>8</sup>	301	301	301	197	197	197	197	200	290
Normal by watt - Energy intensity at 100 inch (watt/inch) <sup>8</sup> (EB-810E/EB-815E based at 160 inch)	3.01	3.01	3.01	1.97	1.97	1.97	1.97	2.00	1.81
Eco (Watt) On-mode power consumption <sup>8</sup>	258	258	258	141	141	141	141	195	192
Eco by watt - Energy intensity at 100 inch (watt/inch) <sup>8</sup> (EB-810E/EB-815E based at 160 inch)	2.58	2.58	2.58	1.41	1.41	1.41	1.41	1.95	1.20
<b>Carbon analysis</b>									
CO <sub>2</sub> emissions during use <sup>9</sup> Total usage time: 3.5 hours, 190 days, 5 years (kgCO <sub>2</sub> e)	261.2	261.2	261.2	171.0	171.0	171.0	171.0	254.3	251.7

\*Accessories such as setting plate are excluded.



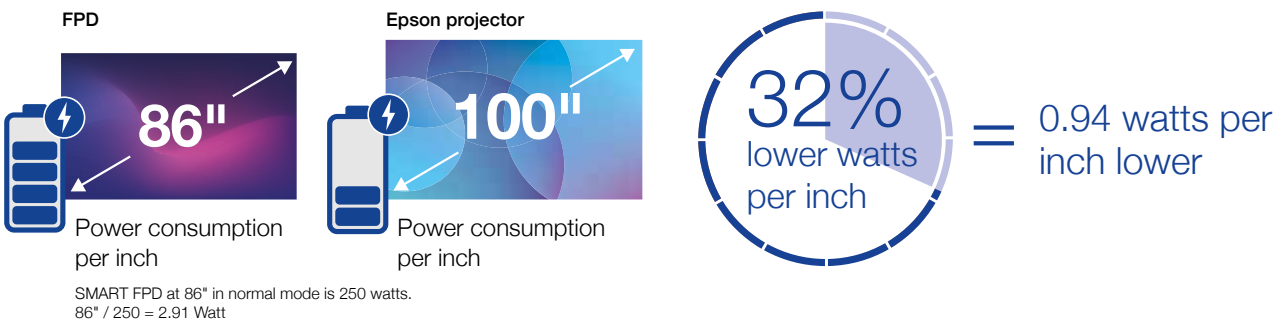
# Epson interactive projector vs interactive FPD

## Epson EB-770Fi vs SMART SBID-MX286-V3N

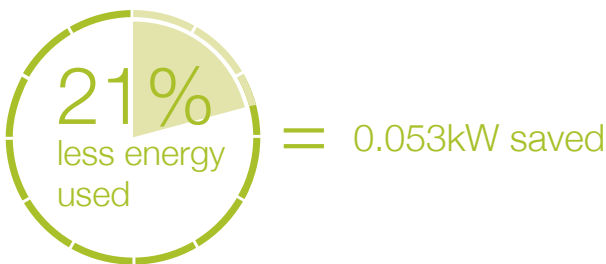
Energy-efficiency, CO<sub>2</sub> emissions and running costs are important considerations when it comes to the technology we use day to day. So how do Epson interactive projectors measure up? Let's look at the EB-770Fi for example:

### Reduced energy intensity

Epson EB-770Fi offers a scalable display size up to 100" to demonstrate even bigger energy savings per inch divided by the operational normal watts (197 watts), when compared to the SMART SBID-MX286-V3N.



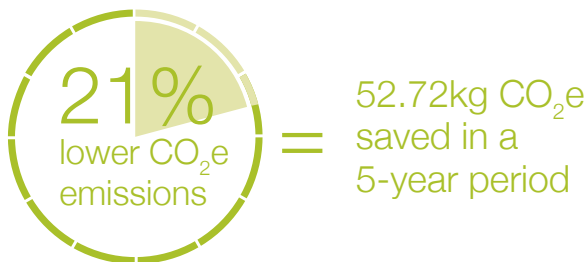
### Lower energy usage



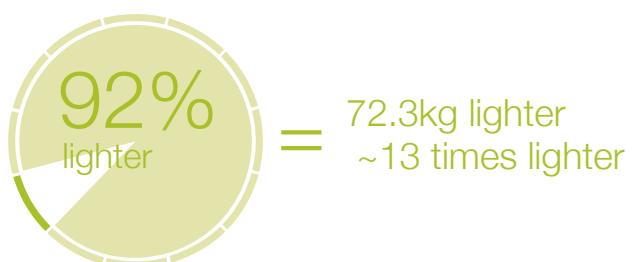
### Reduced electricity (running costs)



### Reduced CO<sub>2</sub>e emissions



### Reduced technology weight



Based on Epson calculations, the energy cost and CO<sub>2</sub> emission savings over a 760 hour period (1 year) for 1 x EB-770Fi (100"/2540 mm display size) compared to an installation of 1 x SMART SBID-MX286-V3N (86"/1727.2 mm display size). Energy cost calculated using EU average price for non-household electricity (€ per kWh exc. VAT) according to Eurostat electricity prices for non-household consumers, Second half 2022. CO<sub>2</sub> emissions calculated using the European Union (27) greenhouse gas emission intensity of electricity generation (g CO<sub>2</sub>/kWh) according to Our World Data.



[epson.co.uk/education](https://www.epson.co.uk/education)

- <sup>1</sup> Building better brains, article "Visual memory, where 80% of learning happens", Lorraine Driscoll, July 2018.
- <sup>2</sup> Depending on classroom size, Futuresource, FY22 FPD data.
- <sup>3</sup> Medium, article "How do children learn?", Afzal Badshah, February 2022.
- <sup>4</sup> HEPI, article "The dramatic rise of myopia in young people", UK, August 2021.
- <sup>5</sup> TCO Certified is the world's most comprehensive sustainability certification for IT products, which must meet life cycle criteria for social and environmental sustainability. For more information, please visit <https://tcocertified.com>.
- <sup>6</sup> The ISO 14001 standard constitutes a framework defining rules for integrating environmental concerns into the organization's activities in order to control environmental impacts and thus reconcile the organization's operational requirements and respect for the environment.
- <sup>7</sup> The ISO 9001 is a global standard for quality management systems (QMS) that helps organizations meet customer and regulatory expectations.
- <sup>8</sup> In accordance with ISO/IEC 21118:2020.
- <sup>9</sup> Based on average CO<sub>2</sub> intensity of electricity in EU-27: 0.261 kgCO<sub>2</sub>e/kWh (source: Our World Data). Use for 3.5h/day, 190days, 5 years.

 Please recycle responsibly

For more information please contact:  
 Home users: 0343 90 37766  
 Business users\*: 0871 42 37766  
 Republic of Ireland: 01 436 7742

 @EpsonUK  
 @EpsonUK  
 @EpsonUK  
 @Epson UK Ltd

Or visit us at [www.epson.co.uk/contactus](https://www.epson.co.uk/contactus)

\* 10p per minute plus network extras.

Trademarks and registered trademarks are the property of Seiko Epson Corporation or their respective owners. Product information is subject to change without prior notice.

**EPSON**®