




PRECISIONCORE
HEAT•FREE

Switch to more reliable,
productive and
sustainable printing



Delivering the three pillars of great printing

The WorkForce Enterprise AM-C series delivers up-to-the-minute printing capabilities for the modern office. With an innovative compact design, modular configuration and low energy consumption – along with a host of technical innovations – it delivers on all three of Epson's core pillars of printing.



Sustainability

Epson Heat-Free Printing Technology is incorporated in to the Workforce Enterprise AM-C Series, offering measurable eco-performance, which saves energy, reduces consumption and lowers operating costs. Fewer consumables and reduced maintenance requirements also mean your customers save on resources.



Reliability

Using fewer consumables, the WorkForce Enterprise AM-C series printers require less maintenance and intervention, meaning reduced downtime and increased ease of use.



Productivity

With print speeds of 40, 50 and 60 pages per minute covering all of your customers' document needs, Epson's Heat-Free Printing Technology means efficient, productive printing, especially after the machine has been in sleep mode.





More secure than ever before

The WorkForce Enterprise AM-C series printers offer enhanced features to make your printing more secure than ever before. That includes:



Data protection

HDD encryption, HDD safe data erasure, Trusted Platform Module (TPM) and password encryption



Device protection

Firmware signature verification, secure boot and new malware runtime intrusion detection



Access control

User authentication, function restrictions and audit logs



Document protection

Authentication printing, authentication scanning and job logging



Communication protection

IPsec, SNMPv3 and new TLS1.3



For additional physical security, you can add optional cassette locks to protect the paper cassettes when your printers are used in public spaces.

A new standard through innovation

The WorkForce Enterprise AM-C series printers don't just match the performance of other printers in their class. Thanks to a range of technical innovations, they set a new standard for you.



Amongst the most compact MFPs in their class

By raising the transport belt vertically to move the ink system and minimising space around the paper cassette, the WorkForce Enterprise AM-C series printers are more compact than their previous models.




See what power you're using

The printers in this series include a Status Monitor which gives weekly estimates for the weekly power you've used and are likely to use in the coming week.



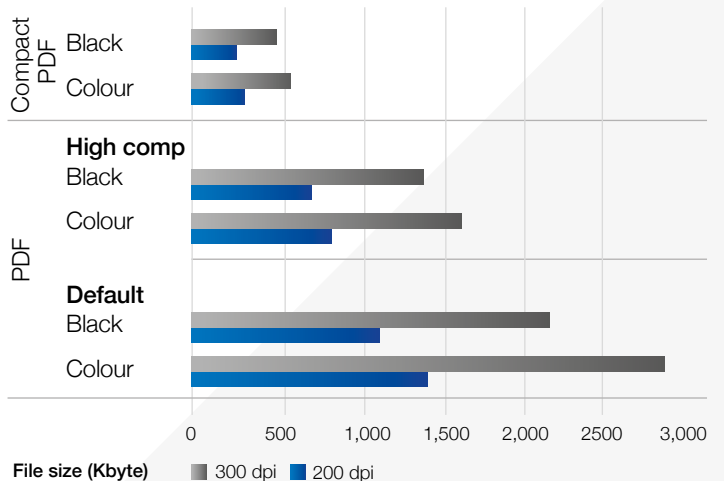
ON



OFF

Superior image quality

Beautiful high-resolution output (600 × 2,400 dpi) results in outstanding print quality, particularly with text laid over imagery, thanks to Epson 'edge smoothing technology', that means no speed reduction at 2,400 dpi and less ink usage.



More compact PDFs

The WorkForce Enterprise AM-C series printers include high-compression PDF capability. This means they can create PDFs files that are up to 83% smaller than the default PDF setting.

Market-leading ink system

Key to the compact design of this series, the Workforce Enterprise AM-C printers feature an innovative ink system, which improves output quality and reliability even further.

Easier to service

Faster cleaning cycles

Faster initialisation

Ink cartridges easy to recycle



Maintenance box

The WorkForce Enterprise AM-C series printers have a moisturising liquid tank, to prevent the printhead from drying, improving the economy of the ink system.



Enhanced graphical user interface

A new user interface with a 10.1" touchscreen makes for easier use, providing more customisation, simpler operation and more efficient workflows.

Customisable icons

Including three preset sizes, your choice of arrangement and the ability to customise the background.



Small icons



Large icons



Large and small icons

New user presets

Offering you one-touch operation, easy print or scan from the home screen and efficient copying and scanning workflows.



Change wallpaper

Change wallpaper via settings to easily add your own background.





See all your options

The 'Useful Features' function means you can see new and optional functionality, along with brief descriptions of each.



The benefits of Heat-Free Printing Technology



Save time with consistent high-speed printing

Heat-Free Printing Technology requires no heat to warm up when it is switched on or awoken from sleep. This means printing starts immediately.



Less power consumption saves energy and money

Heat-Free Printing Technology uses less power because it does not use heat to warm up. As inkjets have no fuse unit to heat, this results in significantly less energy consumption.



Fewer replacement parts, lower environmental impact

Laser printers typically have more consumables and require periodic replacement of the drum, transfer belt and fuse in many cases. Thanks to Heat-Free Printing Technology, our inkjet printers use fewer parts that need replacing.



Less intervention increases productivity

The Heat-Free structure of Epson inkjet printers means that there are fewer parts that can fail, which reduces the amount of intervention required.



Printing accounts for

10%

of energy consumed
in an office¹



Help your customers
save on energy with

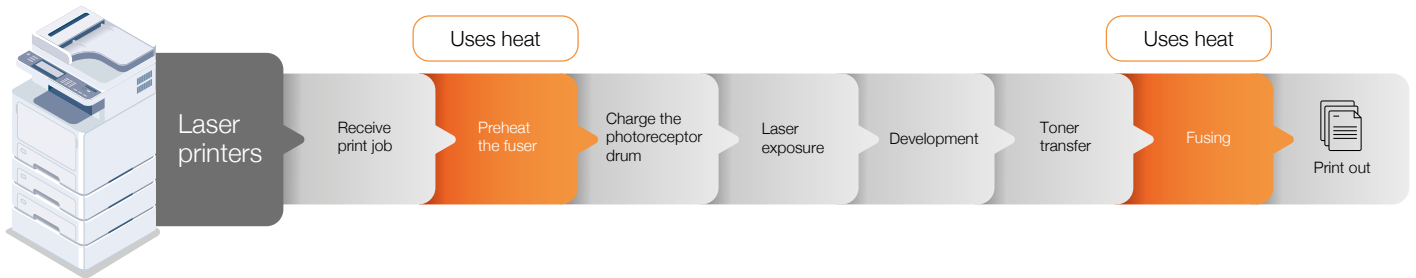
Heat-Free Printing Technology



PRECISIONCORE
HEAT • FREE

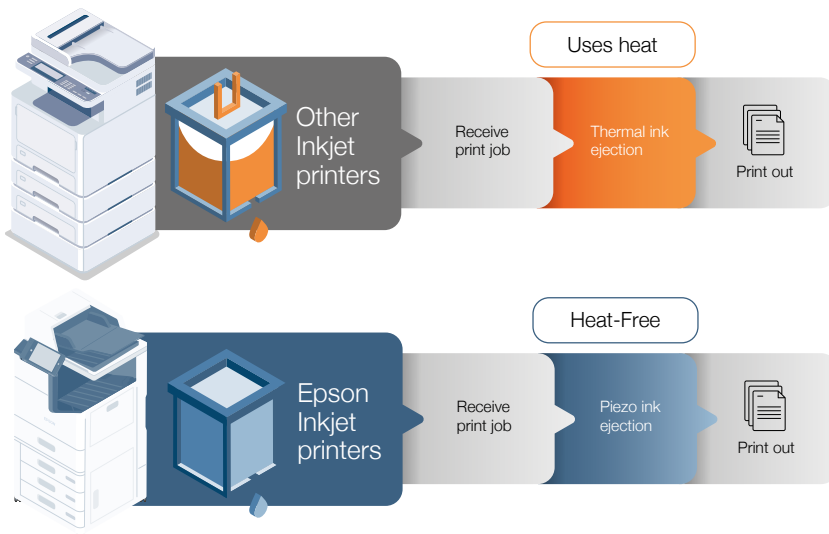
Laser printing process

Typically this is a complex process involving separate stages. It requires preheating the fuser, and again uses heat to fuse the toner to the paper.



Ink printing process

This method is comprised of only three stages to achieve a printout.



Solutions that add value, streamline processes and increase workflow

Fleet management



Epson Device Admin

Allows users to control, analyse and manage their printer fleet centrally from one intuitive interface, designed to increase productivity, reduce costs and ensure maximum security.

Workflow and security



Epson Print Admin (EPA)

EPA is a server-based solution that creates a secure printing, scanning and copying environment through user-authentication with card readers, logins/passwords and PIN codes. It also offers additional features such as 'scan and send to me' (email and folder), employee-education notifications and enhanced administrative tools that provide welcome boosts to productivity, environmental goals and efficiency.



Epson Print Admin Serverless (EPA Serverless)

Enables business customers to seamlessly integrate the WorkForce Enterprise series into their security and compliance rules and regulations without the burden of maintaining a server system.



Document Capture Pro

Document Capture Pro (DCP) enables individuals to scan, save and share information around the business easily. Advanced features for naming, separating and routing documents makes scanning easy – and logical. Save and send files in common formats and create simple job profiles for one-touch push scanning.

Scan to standard destinations such as email, folder and FTP or upload your scanned documents to popular cloud systems.

Direct Scan to Word, Excel, PowerPoint is available as option.

Mobile and cloud printing



Mobile and cloud printing

Epson's mobile and cloud printing services allow users to print and scan from their smartphone and tablet – in the office and on the go.

Remote Service and Support



Epson Remote Services (ERS)

Reduce service costs using our cloud-based device monitoring and management system that delivers advanced remote diagnostics. Secure and easy to integrate, increase customer satisfaction by enabling faster response times, fewer on-site visits and higher first fix rates. Track and monitor device usage, and minimise printer downtime.



ERS embedded agent

Benefit from the added value of ERS in combination with the embedded agent on the WorkForce Enterprise AM-C series – AM-C6000, AM-C5000 and AM-C4000, for a seamless setup and use.

Third party integration



Epson Open Platform (EOP)

Users gain complete control of their printing operations via a web-based application that allows them to adapt their printer to meet specific and changing business requirements, as enterprise IT systems evolve. Third party ISV solutions are compatible with Epson Open Platform devices.

Open Platform Compatibility



Please get in touch with your Epson local representative for a full list of third party solutions compatible with Epson devices.

Maximise your business opportunities

Partnering with Independent Software Vendors reinforces Epson's commitment to providing world-class enterprise-ready solutions that enable organisations to increase productivity and enhance document security as well as support local market development with regional partners.

Epson does not resell third-party solutions

Epson teams up with third-party solution providers to enable you to support a large number of end users equipped with those systems. However, Epson does not distribute third-party solutions.

Get support from Software Partners' Value Added Distributors

Value Added Distributors from third-party solutions providers are able to provide their expertise to you at local level for a seamless integration of Epson compatible devices into customer environments equipped with a partner solution.

More information about Epson and third-party solutions

Discover how Epson and its partner solutions help meet the needs of enterprise-level businesses, adapting to suit vertical market needs.

All the options you want

You can configure the printers to match the precise needs of your business, with a range of optional functionality, including:



WiFi dongle

Wifi 5 Standard – 802.11ac, 2.4/5 GHz



EpsonNet Ethernet ports

One Ethernet port is available by default, with up to two available



Expansion board P1

Offering an additional CPU, needed for the embedded OCR



HDD P1

One HDD is available by default, with a second available for enhanced data-loss protection



Authentication table

The card reader can be inserted into the panel below the user interface so that 3rd party card readers can be added. Alternatively you can add a device table.



Super G3/G3 fax board

Allowing up to three fax lines to be installed



Cassette locks

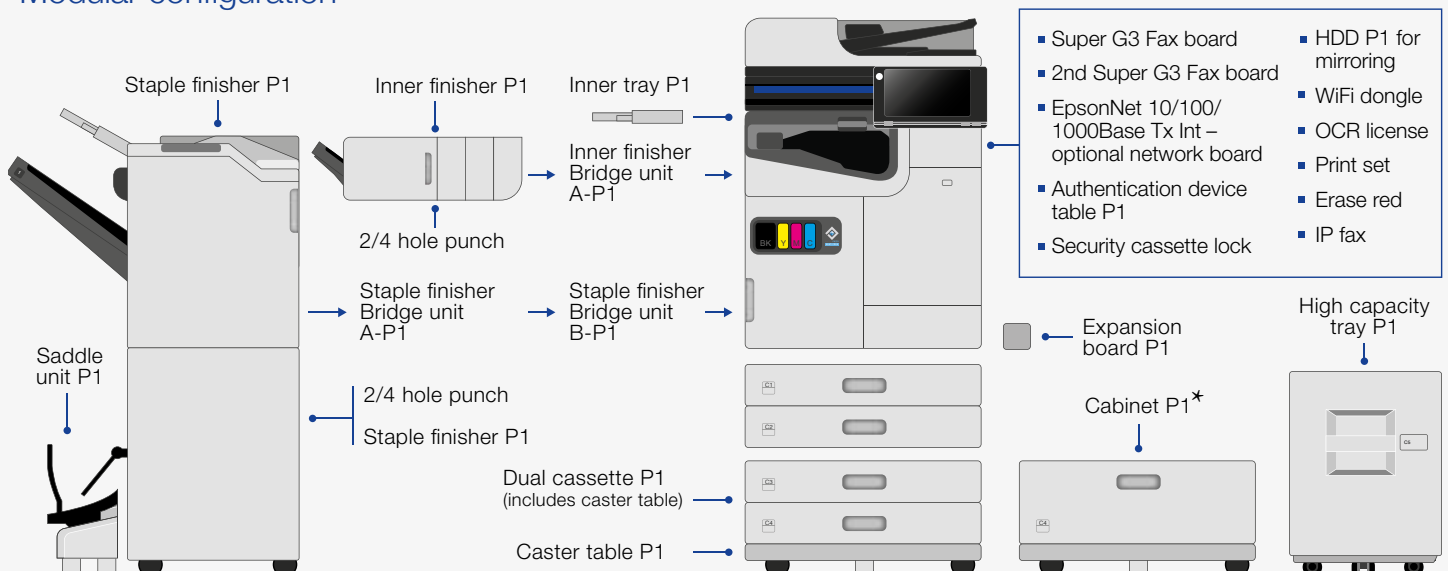
To protect the paper cassettes when your printers are used in public spaces



Inner fax tray

Capacity of up to 100 sheets

Modular configuration



Great performance, right up to the finish

The quality extends way beyond the hardware with these printers, with versatile finishing capabilities once your printing is complete.

A quiet, heat-free staple or booklet finishing unit delivers corner stapling for up to 50 sheets, and can output either 3,000 sheets (booklet) or 4,000 sheets (staple). Supporting offset stacking, the booklet finisher can also produce up to 20 saddle-stitched sheets, and 3 half-fold or tri-fold sheets.

The inner finisher is capable of stacking, shifting and stapling your documents in 3 different positions, and supports optional 2- or 4-hole punch.



Stapling

Up to 50 sheets



Hole-punch unit

2 or 4 holes



Offset stacking

Booklet finisher



Saddle-stitch
(up to 20 sheets)



Half-fold (up to 3 sheets)



Tri-/C-fold (up to 3 sheets)



Staple finisher



Inner finisher

The flexibility to work your way



Main unit + Staple finisher + Saddle unit + high capacity tray (HCT)



Main unit + Staple finisher + Puncher



Main unit + Inner finisher + Puncher



Main unit + Inner finisher



Main unit + Dual cassette



Main Unit + Caster



	AM-C6000	AM-C5000	AM-C4000
Functions	A3 multifunction up to 4-in-1 device*	A3 multifunction up to 4-in-1 device*	A3 multifunction up to 4-in-1 device*
First page out print*	4.5 sec Mono / Colour	5.1 sec Mono / Colour	6 sec Mono / Colour
Print speed (ISO)²	60 ppm Mono / Colour	50 ppm Mono / Colour	40 ppm Mono / Colour
Print resolution	600 × 2,400 dpi	600 × 2,400 dpi	600 × 2,400 dpi
PCL & PostScript compatible	Yes	Yes	Yes
Print from USB	Yes (PDF / TIFF / JPEG)	Yes (PDF / TIFF / JPEG)	Yes (PDF / TIFF / JPEG)
Scan speed (ISO)	60 ipm (simplex) 120 ipm (duplex)	60 ipm (simplex) 120 ipm (duplex)	60 ipm (simplex) 120 ipm (duplex)
Scan resolution (Maximum)	600 × 1,200 dpi	600 × 1,200 dpi	600 × 1,200 dpi
Scan Functions	Email, FTP, Network folders, Computer (Epson Document Capture Pro), Microsoft SharePoint® with Epson Document Capture Pro option, USB Memory Device	Email, FTP, Network folders, Computer (Epson Document Capture Pro), Microsoft SharePoint® with Epson Document Capture Pro option, USB Memory Device	Email, FTP, Network folders, Computer (Epson Document Capture Pro), Microsoft SharePoint® with Epson Document Capture Pro option, USB Memory Device
Copy speed (ISO)³	60 ipm Mono / Colour	50 ipm Mono / Colour	40 ipm Mono / Colour
Zoom ratio	25 – 400%	25 – 400%	25 – 400%
Copy resolution	600 × 1,200 dpi	600 × 1,200 dpi	600 × 1,200 dpi
Fax transmission speed**	Up to 33.6 Kbps	Up to 33.6 Kbps	Up to 33.6 Kbps
Fax memory	6 MB / 550 pages	6 MB / 550 pages	6 MB / 550 pages
Mobile and cloud printing	Epson Smart Panel, Email Print, Remote Print Driver, Scan-to-Cloud	Epson Smart Panel, Email Print, Remote Print Driver, Scan-to-Cloud	Epson Smart Panel, Email Print, Remote Print Driver, Scan-to-Cloud
Epson Solution compatibility	Epson Print Admin, Epson Print Admin Serverless, Epson Open Platform, Document Capture Pro, Document Capture Pro Server, Epson Remote Services, ERS embedded agent, Epson Device Admin	Epson Print Admin, Epson Print Admin Serverless, Epson Open Platform, Document Capture Pro, Document Capture Pro Server, Epson Remote Services, ERS embedded agent, Epson Device Admin	Epson Print Admin, Epson Print Admin Serverless, Epson Open Platform, Document Capture Pro, Document Capture Pro Server, Epson Remote Services, ERS embedded agent, Epson Device Admin
Interfaces	Wired Network (10BaseT / 100Base-TX / 1000-Base-T), Wireless Network, USB (USB 3.2 Gen 1x1 Type B, USB 2.0 Type A, Internal USB 2.0 Type A for Card Reader)	Wired Network (10BaseT / 100Base-TX / 1000-Base-T), Wireless Network, USB (USB 3.2 Gen 1x1 Type B, USB 2.0 Type A, Internal USB 2.0 Type A for Card Reader)	Wired Network (10BaseT / 100Base-TX / 1000-Base-T), Wireless Network, USB (USB 3.2 Gen 1x1 Type B, USB 2.0 Type A, Internal USB 2.0 Type A for Card Reader)
Plain paper size	A3, A4, A5, B6, B5, B4, Letter, Executive, C5 (Envelope), User defined	A3, A4, A5, B6, B5, B4, Letter, Executive, C5 (Envelope), User defined	A3, A4, A5, B6, B5, B4, Letter, Executive, C5 (Envelope), User defined
Paper capacity	Standard: 1,150 sheets (500 sheets per tray + 150 MP Tray) Max: 5,150 sheets	Standard: 1,150 sheets (500 sheets per tray + 150 MP Tray) Max: 5,150 sheets	Standard: 1,150 sheets (500 sheets per tray + 150 MP Tray) Max: 5,150 sheets
LCD display	25.7 cm colour touch-screen	25.7 cm colour touch-screen	25.7 cm colour touch-screen
Power consumption Operating / Ready / Sleep / Power Off	115 Watt (standalone copying, ISO/IEC 24712 pattern), 1 Watt (sleep mode), 46 Watt (Ready), 0.1 Watt (Power off), TEC 0.25 kWh/week	115 Watt (standalone copying, ISO/IEC 24712 pattern), 1 Watt (sleep mode), 46 Watt (Ready), 0.1 Watt (Power off), TEC 0.23 kWh/week	110 Watt (standalone copying, ISO/IEC 24712 pattern), 1 Watt (sleep mode), 46 Watt (Ready), 0.1 Watt (Power off), TEC 0.22 kWh/week
Dimensions (W × D × H)***	555 × 620 × 963 mm	555 × 620 × 963 mm	555 × 620 × 963 mm
Weight***	99.4 kg	99.4 kg	99.4 kg

Optional finisher

	Inner finisher	Staple finisher	Booklet finisher	Remarks
Upper	–	200 sheets	–	80 gsm Exclusively for FAX
Stackable number	500 sheets	Max 4,000 sheets (A4, 1 sided/2 sided)	Max 3,000 sheets (A4, 1 sided/2 sided)	80 gsm Length: Up to A4 SEF
		Max 1,500 sheets (A4, 1 sided/2 sided)	Max 1,500 sheets (A4, 1 sided/2 sided)	80 gsm Longer than A4 SEF
Lower	–	Saddle stitching: 20 sheets (60-90 gsm) / 10 sheets (91-105 gsm)	–	
Staple number	50 sheets	Max 50 sheets	–	60 – 90 gsm Length : Up to A4 SEF
Staple position	3	3	–	Right & Left corner, 2 points
Folding			Center folding: 3 sheets (60 – 90 gsm) / 1 sheet (91 – 105 gsm) Tri-folding: 3 sheets (60 – 90 gsm) / 1 sheet (91 – 105 gsm)	

* Time between the receiving print data, to the complete exit of the first page

** Fax optional at an additional cost

*** Main unit only

Product variations key: N – Network Connectivity W – Wireless Connectivity F – Fax D – Duplex T – Includes optional paper tray

- ¹ Based on Epson calculations, the Epson WorkForce Pro WF-C8190DW uses 83% less energy than the HP Color LaserJet Enterprise M750dn, the highest-selling model in the A3 colour single-function 21-30ppm printer segment (IDC, Quarterly Hardcopy Peripherals Tracker, Q4 2015 to Q3 2019 shipments, published Q2 2020). Methodology based on "Typical Energy Consumption", defined under and/or simulated with reference to the ENERGY STAR test procedure and presented in kWh per year.
- ² The productivity has been determined in accordance with ISO 24734, using default settings. The average of ESAT from the office category test. The full detailed report can be obtained from your local Epson sales office.
- ³ The productivity has been determined in accordance with IEEE/ISO 24735 (ESAT) and IEEE/ISO 29183 (sESAT), using default settings. The average from the office category test. The full detailed report can be obtained from your local Epson sales office.

For more information please contact:

Home users: 0343 90 37766

Business users*: 0871 42 37766

Republic of Ireland: 01 436 7742

Or visit us at www.epson.co.uk/contactus

*10p per minute plus network extras.

Trademarks and registered trademarks are the property of Seiko Epson Corporation or their respective owners.

Product information is subject to change without prior notice.



EpsonUK



@EpsonUK



@EpsonUK



epson-uk-ltd

EPSON®