

WorkForce Enterprise 75/100ppm series

# Switch to ultra-fast inkjet printing



**EPSON**<sup>®</sup>  
EXCEED YOUR VISION

# Sustainable, high-speed printing

Benefit from consistently superb image quality at super-fast speeds of up to 100 ppm. Offering enhanced security and advanced software compatibility, our eco-responsible WorkForce Enterprise multifunction printers (MFPs) offer exceptional reliability and outstanding performance with every print.



DataMaster Lab 2021 Green Award  
Epson WF-C21000

## Ultra-fast speeds

With high ISO print speeds of up to 100 ppm, discover outstanding quality at incredibly high speeds. The series offers a first copy out time (FCOT) of 4.9 seconds<sup>1</sup>, and a duplex scan speed of up to 110 ipm.

## Colour and mono versions

Our SRA3 WorkForce Enterprise series is available in both colour and mono versions to suit your needs.

## High capacity ink cartridges

Print up to 120,000 pages in mono without replenishing ink<sup>2</sup>. Our colour series prints up to 100,000 in mono and 50,000 in colour without changing supplies thanks to DURABrite Pro ink cartridges<sup>3</sup>. This means fewer consumable changes, reducing packaging and allowing for less user intervention.

### Low power consumption

Epson's Micro Piezo Heat-Free printhead technology does not require heat in the print process, therefore reducing the power consumption. With an average of 180 W consumption while copying and a maximum of 320 W, lower the environmental impact and reduce your energy bills.

### Powerful and improved scanning capability

Our Automatic Document Feeder (ADF) offers thin paper support with a compact, robust design and improved scanning quality.

### Epson Remote Services (ERS) software compatibility

ERS is our cloud based device monitoring and management system that helps your service provider perform accurate remote diagnosis without compromising on the security. It arms technicians with the information they need to achieve higher first fix rates, increasing your device uptime.

### Wide media flexibility

Our models offer incredible media flexibility. With an optional folding unit that allows you to create letters and invoices, avoid the need to outsource complex print requirements.

### Superb image quality

Thanks to Epson's PrecisionCore linehead inkjet technology and efficient paper transport mechanism, enjoy reliable and consistently excellent image quality of up to 600 × 2400 dpi (600 × 1200 dpi default).

### Enhanced finishing capability

Increase productivity with advanced finishing such as booklet finisher and hole punch options.



# Applying the perfect finish

## Finishing options

Staple finisher  
Booklet finisher  
2/4 hole punch unit

## Options

Paper cassette lock  
High capacity tray  
EpsonNet10/100/1000Base Tx Int.  
Super G3 multi faxboard

## Consumables

WF Enterprise series ink  
Maintenance box



## Specifications

	Staple finisher	Booklet finisher	Staple finisher P2
Hole punch unit (finisher required)	Option		Not available
Supported paper sizes	A5 SEF – A3 SRA3*		
Number of trays	2 (upper / main)	2 (upper / main / lower)	
Stackable number (Upper)	250 sheets		
Stackable number (Main)	Max 4,000 sheets (1 sided/2 sided) Max 1,500 sheets (1 sided/2 sided) A3	Max 1,700 sheets (1 sided/2 sided) Max 1,500 sheets (1 sided/2 sided) A3	Max 4,000 sheets (1 sided/2 sided) Max 1,500 sheets (1 sided/2 sided)
Stackable number (Lower)	–	Max 7 booklet (Plain Paper) 20 sheets Max 5 booklet (Other) or No limitation	–
Staple number	Max 50 sheets		
Staple position	3		

\*SRA3 is from manual feed tray only.



Epson WorkForce Enterprise Series  
Outstanding Achievement in Innovation for  
Departmental Finishing Capabilities

The Epson WorkForce Enterprise series has claimed a BLI Winter 2021 Outstanding Achievement in Innovation Award for Departmental Finishing Capabilities due to the following:

**‘Booklet-making capabilities that are unmatched on other inkjet offerings’**

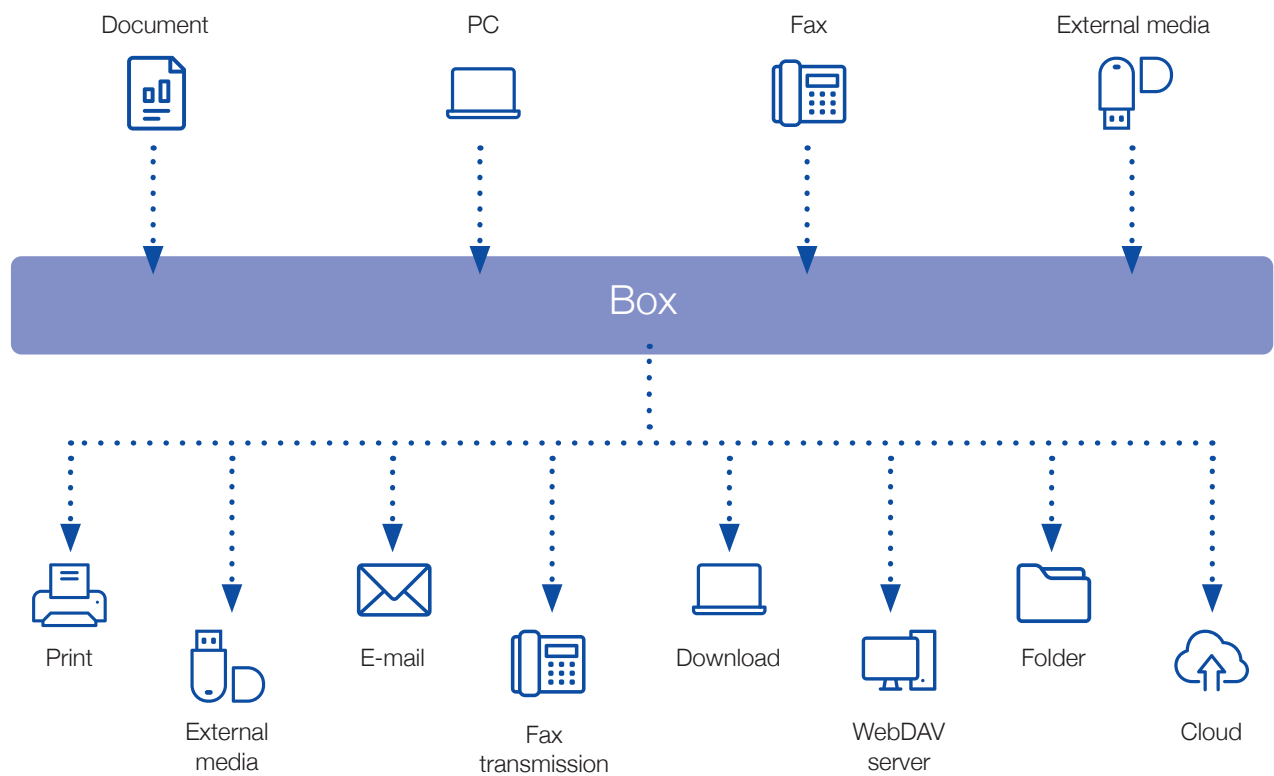
**‘Proven reliability result for a finished being fed paper printed with inkjet technology’**

**‘Minimal impact on productivity with finisher’**

– Keypoint Intelligence, 2021.

# Integrated box function

The box function allows scanned data and PC print data to be stored in an internal hard drive (HDD) so data can be used again later.



# Business imaging solutions

Take advantage of remote management, customise print options and enjoy seamless compatibility with the Epson WorkForce Enterprise. Integrate these into your existing IT infrastructure to improve productivity and increase efficiency.

## Fleet Management



### Epson Device Admin (EDA)

Control, analyse and manage your printer fleet centrally from one intuitive interface, designed to increase productivity, reduce costs and ensure maximum security.

## Remote Service and Support



### Epson Remote Services (ERS)

Epson's cloud-based device monitoring and management system supports your service provider to deliver advanced remote diagnostics for Epson business products.

The software has been designed with the appropriate technical, organisational measures and documentation for data protection and compliance with European laws and regulations.



### ERS embedded agent

Benefit from the added value of ERS in combination with the embedded agent on the WF-M21000, WF-C21000 and WF-C20750 for a seamless setup and use.

## Mobile and cloud printing



Turn your tablet or smartphone into a powerful office assistant. Epson's mobile and cloud printing services allow you to print and scan from your smartphone and tablet – in the office and on the go.



## Workflow and Security



### Epson Print Admin (EPA)

Boost productivity and monitor print usage via this server-based solution that creates a secure printing, scanning and copying environment through user-authentication.



### Epson Print Admin Serverless (EPA Serverless)

Seamlessly integrate the WorkForce Enterprise series into security and compliancy rules, and regulations without the burden of maintaining a server system.



### Document Capture Pro

Document Capture Pro (DCP) enables individuals to scan, save and share information around the business easily. Advanced features for naming, separating and routing documents makes scanning easy – and logical. Save and send files in common formats and create simple job profiles for one-touch push scanning.

Scan to standard destinations such as email, folder and FTP or upload your scanned documents to popular cloud systems.

Direct Scan to Word, Excel, PowerPoint is available as option.

## Third party integration



### Epson Open Platform (EOP)

Gain complete control of your printing operations via a web-based application that enables you to adapt your printer to meet specific and changing business requirements with solutions that help you better manage your printing.

### More information about Epson and third-party solutions

Discover how Epson and its partner solutions take advantage of our printers to meet the needs of businesses from SMBs to large enterprises, and can be adapted to suit vertical market needs.

# The benefits of Heat-Free Printing Technology



## Save time with consistent high-speed printing

Heat-Free Printing Technology requires no heat to warm up when it is switched on or awoken from sleep. This means printing starts immediately.



## Less power consumption saves energy and money

Heat-Free Printing Technology uses less power because it does not use heat to warm up. As inkjets have no fuse unit to heat, this results in significantly less energy consumption.



## Fewer replacement parts, lower environmental impact

Laser printers typically have more consumables and require periodic replacement of the drum, transfer belt and fuse in many cases. Thanks to Heat-Free Printing Technology, our inkjet printers use fewer parts that need replacing.



## Less intervention increases productivity

The Heat-Free structure of Epson inkjet printers means that there are fewer parts that can fail, which reduces the amount of intervention required.

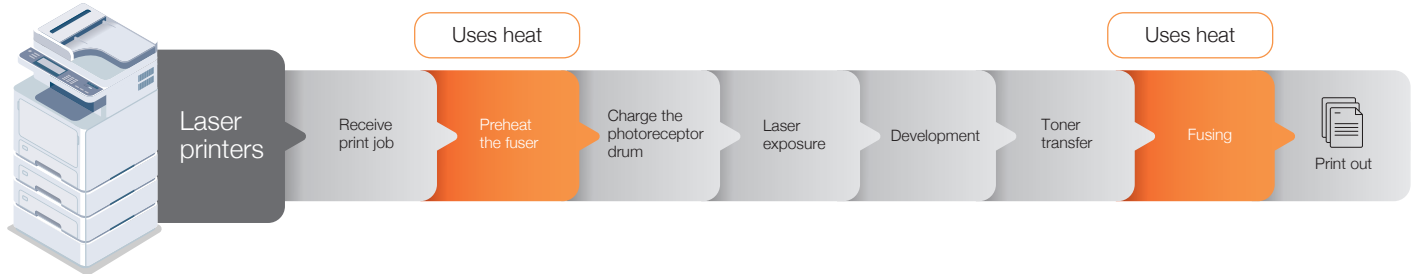


EPSON



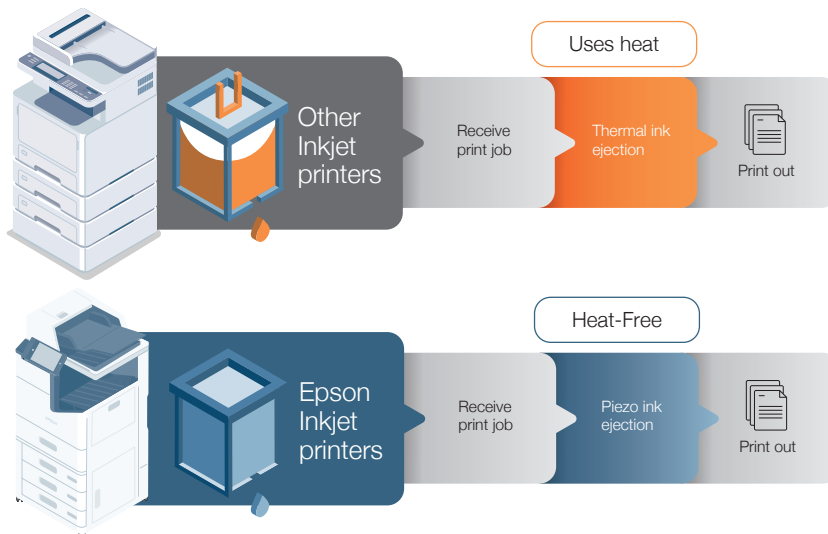
## Laser printing process

Typically this is a complex process involving separate stages. It requires preheating the fuser, and again uses heat to fuse the toner to the paper.



## Ink printing process

This method is comprised of only three stages to achieve a printout.





# More secure than ever before



The WorkForce Enterprise printers offer enhanced features to make your printing more secure than ever before. That includes:



## Data protection

HDD encryption, HDD safe data erasure, Trusted Platform Module (TPM) and password encryption



## Device protection

firmware signature verification, secure boot



## Access control

user authentication, function restrictions and audit logs



## Document protection

authentication printing, authentication scanning and job logging



## Communication protection

Ipsec, SNMPv3

Model	WorkForce Enterprise mono WF-M21000D4TW	WorkForce Enterprise colour WF-C21000D4TW	WorkForce Enterprise colour WF-C20750
<b>Functions</b>	SRA3, multifunction up to 4-in-1 device*	SRA3, multifunction up to 4-in-1 device*	SRA3, multifunction up to 4-in-1 device*
<b>First page out print</b>	6.2 sec Mono	4.9 sec Mono / Colour	5.4 sec Mono / Colour
<b>Print speed (ISO)</b>	100 ppm Mono	100 ppm Mono / Colour	75 ppm Mono / Colour
<b>Print resolution</b>	Up to 600 × 2,400 dpi	Up to 600 × 2,400 dpi	Up to 600 × 2,400 dpi
<b>PCL &amp; PostScript compatible</b>	Yes	Yes	Yes
<b>Print from USB</b>	Yes (PDF / TIFF / JPEG)	Yes (PDF / TIFF / JPEG)	Yes (PDF / TIFF / JPEG)
<b>Scan speed (ISO)</b>	60 ipm (simplex) 110 ipm (duplex)	60 ipm (simplex) 110 ipm (duplex)	60 ipm (simplex) 110 ipm (duplex)
<b>Scan resolution (Maximum)</b>	600 × 600 dpi	600 × 600 dpi	600 × 600 dpi
<b>Scan Functions</b>	Epson Scan2, Email, FTP, Network folders, Computer (Epson Document Capture Pro), Microsoft SharePoint® with Epson Document Capture Pro, USB Memory Device	Epson Scan2, Email, FTP, Network folders, Computer (Epson Document Capture Pro), Microsoft SharePoint® with Epson Document Capture Pro option, USB Memory Device	Epson Scan2, Email, FTP, Network folders, Computer (Epson Document Capture Pro), Microsoft SharePoint® with Epson Document Capture Pro option, USB Memory Device
<b>Copy speed (ISO)</b>	Up to 100 ipm Mono	100 ipm Mono / Colour	75 ipm Mono / Colour
<b>Zoom ratio</b>	25 – 400%	25 – 400%	25 – 400%
<b>Copy resolution</b>	600 × 1,200 dpi	600 × 1,200 dpi	600 × 1,200 dpi
<b>Fax transmission speed</b>	Up to 33.6 Kbps	Up to 33.6 Kbps	Up to 33.6 Kbps
<b>Fax memory</b>	6 MB / 550 pages	6 MB / 550 pages	6 MB / 550 pages
<b>Mobile and cloud printing</b>	Epson iPrint, Email Print, Remote Print Driver, Scan-to-Cloud	Epson iPrint, Email Print, Remote Print Driver, Scan-to-Cloud	Epson iPrint, Email Print, Remote Print Driver, Scan-to-Cloud
<b>Epson Solution compatibility</b>	Epson Print Admin, Epson Print Admin Serverless, Epson Open Platform, Document Capture Pro, Document Capture Pro Server, Epson Remote Services, ERS embedded agent, Epson Device Admin	Epson Print Admin, Epson Print Admin Serverless, Epson Open Platform, Document Capture Pro, Document Capture Pro Server, Epson Remote Services, ERS embedded agent, Epson Device Admin	Epson Print Admin, Epson Print Admin Serverless, Epson Open Platform, Document Capture Pro, Document Capture Pro Server, Epson Remote Services, ERS embedded agent, Epson Device Admin
<b>Interfaces</b>	Wired Network (10BaseT / 100Base-TX / 1000Base-T), Wireless Network, USB (High Speed USB 2.0 / USB 3.0 / USB 1.1 Type A), Wi-Fi Direct	Wired Network (10BaseT / 100Base-TX), Wireless Network, USB (High Speed USB 2.0 / USB 3.0 / USB 1.1 Type A), Wi-Fi Direct	Wired Network (10BaseT / 100Base-TX), Wireless Network, USB (High Speed USB 2.0 / USB 3.0 / USB 1.1 Type A), Wi-Fi Direct
<b>Plain paper size</b>	SRA3, A3, A4, Postcard, A3+, A5, A6, B4, B5, B6, C4 (Envelope), C5 (Envelope), C6 (Envelope), DL (Envelope), Executive, Letter, Legal, HLT, No. 10 (Envelope), User defined	SRA3, A3, A4, Postcard, A3+, A5, A6, B4, B5, B6, C4 (Envelope), C5 (Envelope), C6 (Envelope), DL (Envelope), Executive, Letter, Legal, HLT, No. 10 (Envelope), User defined	SRA3, A3, A4, Postcard, A3+, A5, A6, B4, B5, B6, C4 (Envelope), C5 (Envelope), C6 (Envelope), DL (Envelope), Executive, Letter, Legal, HLT, No. 10 (Envelope), User defined
<b>Paper capacity</b>	Standard: 2,350 sheets (550 sheets per tray + 150 MP Tray); Max: 5,350 sheets	Standard: 2,350 sheets (550 sheets per tray + 150 MP Tray); Max: 5,350 sheets	Standard: 2,350 sheets (550 sheets per tray + 150 MP Tray); Max: 5,350 sheets
<b>LCD display</b>	22.7cm colour touch-screen	22.7cm colour touch-screen	22.7cm colour touch-screen
<b>Power consumption Operating / Ready / Sleep / Power Off</b>	170 Watt (standalone copying, ISO/IEC 24712 pattern), 1.1 Watt (sleep mode), 76 Watt (Ready), 0.1 Watt (Power off), TEC 0.4 kWh/week	170 Watt (standalone copying, ISO/IEC 24712 pattern), 1.1 Watt (sleep mode), 76 Watt (Ready), 0.1 Watt (Power off), TEC 0.4 kWh/week	160 Watt (standalone copying, ISO/IEC 24712 pattern), 1.1 Watt (sleep mode), 76 Watt (Ready), 0.1 Watt (Power off), TEC 0.34 kWh/week
<b>Dimensions (W × D × H)</b>	674 × 757 × 1,243 mm	674 × 757 × 1,243 mm	674 × 757 × 1,243 mm
<b>Weight</b>	177.1 kg	177.1 kg	177.1 kg

\* Fax optional at an additional cost

Product variations key: N – Network Connectivity W – Wireless Connectivity F – Fax D – Duplex T – Includes optional paper tray

<sup>1</sup> Approx. based on internal testing; may vary depending on the number of copies selected, the output environment, as well as the settings for size, orientation, position of paper

<sup>2</sup> Approx. page yield with the WF-C21000D4TW and WF-M21000D4TW. Actual yield will vary depending on images printed and usage conditions. For more information visit [www.epson.eu/pageyield](http://www.epson.eu/pageyield).

<sup>3</sup> Approx. page yield with the WF-C21000 series. Actual yield will vary depending on images printed and usage conditions. For more information visit [www.epson.eu/pageyield](http://www.epson.eu/pageyield).

<sup>4</sup> Fax optional at an additional cost

For more information, visit <http://www.epson.eu/workforce-enterprise>. All specifications are subject to change. For the latest specifications please visit [www.epson.eu](http://www.epson.eu)

For further information please contact your local Epson office or visit [www.epson.eu/contact-us](http://www.epson.eu/contact-us)

**Algeria** (+2213) 770 938 617 **Austria** 01 253 49 78 333 **Belgium** +32 (0)2 782 04 47 **Czech** 800/142 052 **Denmark** 44 50 85 85 **East Africa** (+254) 734 354 075  
**Finland** 0201 552 091 **France** 09 74 75 04 04 (Cost of local call, operator charges may apply) **Germany** +49 (0) 2159/92 79 500 **Greece** (0030) 211 198 62 12  
**Hungary** 06800 147 83 **Ireland** 01 436 7742 **Israel** (+972)-3-5751833 **Italy** 02-660321 10 (0,12 €/min) **Luxembourg** +352 27860692 **Middle East** +9714 2677638  
**Morocco** (+212) 661 31 11 18 **Netherlands** +31 (0)20 708 5099 **Norway** +47 67 11 37 00 **Poland** 0-0-800 4911299 (0,16 zł/min) **Portugal** 707 222 111  
**Romania** 0040 214025024 **Russia** (095) 777-03-55 **Slovakia** 0850 111 429 **Southern Africa** (+2711) 465-9621 **Spain** 93 582 15 00 **Sweden** +46 8 5051 3701  
(Mobilsamtal – 0,99 kr/min, Lokala samtal – 0,30 kr/min, Utlandssamtal – 0,89 kr/min) **Switzerland** 022 592 7923 **Tunisia** (+216) 9833 3571 **Turkey** (0212) 3360303  
**United Kingdom** 0871 42 37766 (+10p per minute plus network extras) **West Africa** (+234)8020727843

Trademarks and registered trademarks are the property of Seiko Epson Corporation or their respective owners. Product information is subject to change without prior notice.

**EPSON®**