

Print and scan guide



EPSON®

Contents

The benefits of Heat-Free printing technology	4-5
Business as usual is the new normal	6
Business imaging solutions	7-8
DURABrite Ultra Ink and DURABrite Pro Ink	9
Business inkjet product overview	10-11
Business Inkjet	
■ WorkForce Enterprise	12-13
AM-C4000, AM-C5000, AM-C6000, WF-C20750D4TW, WF-C21000D4TW, WF-M21000D4TW	
■ WorkForce Pro A3+ RIPS	14
WF-C878R, WF-C879R	
■ WorkForce Pro A4 RIPS	15
WF-C529R, WF-C579R	
■ WorkForce Pro A4 Colour	16
WF-C5390DW, WF-C5890DWF	
■ WorkForce Pro A4 Mono	17
WF-M5299DW, WF-M5799DWF	
■ EcoTank Pro	18-19
ET-L15180, ET-L6580, ET-M1180, ET-M3180, ET-M15180	

Dot Matrix

- **24 pin - Passbook** 20-21
PLQ-35, PLQ-50, PLQ-50M, PLQ-50CS, PLQ-50CSM
- **24 pin** 20-21
LQ-350, LQ-590II, LQ-590IIN, LQ-630,
LQ-690II, LQ-690IIN, LQ-780, LQ-780N, LQ-2090II,
LQ-2090IIN, LQ-2190, DLQ-3500II, DLQ-3500IIN
- **9 pin** 20-21
LX-350, LX-1350, FX-890II, FX-890IIN, FX-2190II,
FX-2190IIN, DFX-9000, DFX-9000N

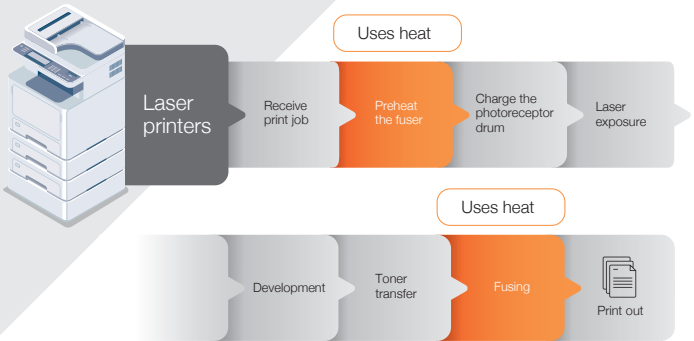
Business Scanners 22

- **A4 Mobile** 24-25
ES-50, ES-60W, DS-70, DS-80W, DS-310, DS-360W
- **A4 Sheetfed** 26-29
DS-410, ES-500WII, DS-530II / DS-530N,
ES-580W, DS-730N, DS-770II, DS-790WN,
DS-870, DS-970
- **A3 Sheetfed** 30
DS-30000, DS-32000
- **A4 Flatbed** 31
DS-1630, DS-1660W, DS-6500 / DS-6500N,
DS-7500 / DS-7500N
- **A3 Flatbed** 32-33
DS-50000 / DS-50000N, DS-60000 / DS-60000N,
DS-70000 / DS-70000N, Expression 12000XL,
Expression 12000XL Pro

The benefits of Heat-Free printing technology

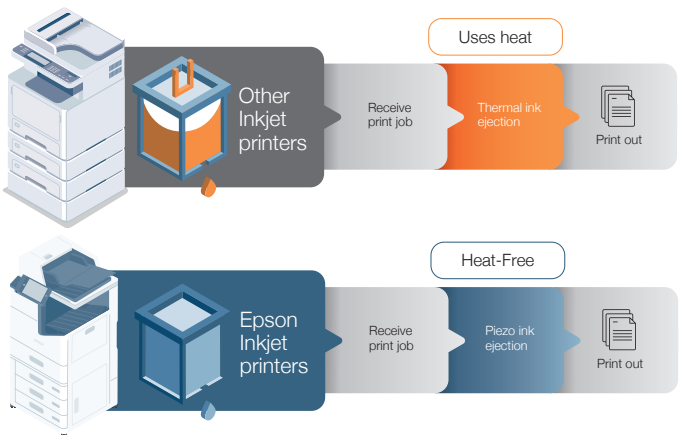
Laser printing process

Typically this is a complex process involving separate stages. It requires preheating the fuser, and again uses heat to fuse the toner to the paper.



Inkjet printing process

This method is comprised of only three stages to achieve a printout.



Product variations key:

N - Network Connectivity W - Wireless Connectivity F - Fax D - Duplex T - Includes optional paper tray



Save time with consistent high-speed printing

Heat-Free printing technology requires no heat to warm up when it is switched on or awoken from sleep. This means printing starts immediately.



Less power consumption saves energy and money

Heat-Free printing technology uses less power because it does not use heat to warm up. As inkjets have no fuse unit to heat, this results in significantly less energy consumption.



Fewer replacement parts, lower environmental impact

Laser printers typically have more consumables and require periodic replacement of the drum, transfer belt and fuse in many cases. Thanks to Heat-Free printing technology, our inkjet printers use fewer parts that need replacing.



Less intervention increases productivity

The Heat-Free structure of Epson inkjet printers means that there are fewer parts that can fail, which reduces the amount of intervention required.

Business as usual is the new normal

Epson offers professional and affordable solutions for remote workers and enables safe social distancing in office spaces.

Flexible solutions for every space

Epson's wide range of innovative and easy-to-use multifunction printers allow users to remain productive without compromise. Enable safe social distancing in the workplace and work with ease at home.

Making the most of printer fleets

Navigating the challenges of social distancing in the office environment is made easier with Epson printer fleets. A fleet of decentralised desktop A4 printers will help create a safer workplace. Not only will this reduce touchpoints between staff, it could also improve employee productivity, with less waiting time for prints to be delivered. The management and monitoring of those devices is simplified with Epson Device Admin. Service partners benefit from Epson Remote Services to remotely analyse the potential issues, and therefore provide a faster service, maximising device uptime.

Where centralised printing zones is required in the office, Epson has simple and smart software solutions that will instantly make the workplace a safer space. Epson Print Admin and Pull Print features only allow prints to be released from print queue once the sender is physically there to retrieve them, limiting pages left in the print tray that others handle and search through.

Plus, you can set up contactless printing. Simply swipe an ID card to the release process and remove the need to touch the printer.



Business imaging solutions

Discover how Epson and its partner solutions take advantage of our printers to meet the needs of businesses from SMBs to large enterprises, and can be adapted to suit vertical market needs.

Fleet management



Epson Device Admin (EDA)

Control, analyse and manage your printer fleet centrally from one intuitive interface, designed to increase productivity, reduce costs and ensure maximum security.

Remote Service and Support



Epson Remote Services (ERS)

Epson's cloud-based device monitoring and management system helps your service provider to perform accurate remote diagnosis without compromising on the security. Arm service technicians with the information they need to achieve higher first fix rates and increase your device uptime.



ERS embedded agent

Benefit from the added value of ERS in combination with the embedded agent for a seamless setup and use.

Mobile and cloud printing



Mobile and Cloud printing

Turn your tablet or smartphone into a powerful office assistant. Epson's mobile and cloud printing services allow you to print and scan from your smartphone and tablet - in the office and on the go.



Workflow and security



Epson Print Admin (EPA)

Boost productivity and monitor print usage via a server-based solution that creates a secure printing, scanning and copying environment through user-authentication.



Epson Print Admin Serverless (EPA Serverless)

Seamlessly integrate devices into your security and compliance rules and regulations, without the burden of maintaining a server system.



Document Capture Pro (DCP)

Scan, save and share information easily. Advanced features for naming, separating and routing documents makes scanning simple and logical.



Document Capture Pro Server (DCPS)

For our multi-function devices, with Document Capture Pro Server administrators can manage push scan functions without installing software on individual computers.

Third party integration



Epson Open Platform (EOP)

Gain complete control of your printing operations via a web-based application that enables you to adapt your printer to meet specific and changing business requirements with solutions that help you better manage your printing.

For more about Epson and third-party solutions please visit www.epson-middleeast.com/bis

DURABrite Ultra Ink and DURABrite Pro Ink

Epson's business inkjet printers use high-quality - ISO 11798:2000 certified¹ - DURABrite Ultra Ink and DURABrite Pro Ink that deliver business-quality prints that are water, smudge and highlighter resistant. With printing costs being a big concern for any business, Epson also offers a choice of cartridge sizes designed to suit the way you print.



Business quality documents

Laser-like text and graphics on plain paper.

Perfect prints

Enhance printed materials with high-quality graphics.

More choice

Print on a wide range of paper, including high impact colour on glossy media.



¹ DURABrite Ultra Ink and DURABrite Pro Ink have been certified ISO 11798:2000 by Research Institute of Sweden (RISE). For more information visit www.ri.se

Business inkjet product overview



WorkForce Enterprise: Fast and efficient

Print high-quality documents at up to superfast 100ppm speeds with this reliable and environmentally-friendly departmental colour and mono A3+ business multi-function printer (MFP).



WorkForce Pro A3+ RIPS: High yield printing

Discover our Replaceable Ink Pack System (RIPS) technology for super high-yield printing with minimal waste.



WorkForce Pro A4 RIPS: Less waste

Epson's latest A4 Replaceable Ink Pack System (RIPS) products offer exceptionally high ink yields, low total cost of ownership (TCO) and a low environmental impact.



WorkForce Pro A4 colour: Low environmental impact

Reliable, connected and flexible, our WorkForce Pro business printers boost productivity and deliver low energy consumption and fast speeds.



WorkForce Pro A4 mono: Packed with features

Feature-rich A4 mono printers with duplex printing, Ethernet connectivity and fast print speeds.






EcoTank Pro A4 colour: Extremely low TCO

With an extremely low TCO, this reliable colour printer also offers an easy-access, no-spill, no-mess refill system.



EcoTank Pro A4 mono: Lower costs

EcoTank business printers deliver an extremely low TCO in a user-friendly and compact design.

	Business Inkjet		
	WorkForce Enterprise		
Model name	AM-C4000	AM-C5000	AM-C6000
			
Functions	A3 multifunction up to 4-in-1 device*	A3 multifunction up to 4-in-1 device*	A3 multifunction up to 4-in-1 device*
First page out print	6 sec Mono / Colour	5.1 sec Mono / Colour	4.5 sec Mono / Colour
Print speed (ISO)	40 ppm Mono / Colour	50 ppm Mono / Colour	60 ppm Mono / Colour
Print resolution	600 x 2400 dpi	600 x 2400 dpi	600 x 2400 dpi
PCL & PostScript compatible	Yes	Yes	Yes
Print from USB	Yes (PDF / TIFF / JPEG)	Yes (PDF / TIFF / JPEG)	Yes (PDF / TIFF / JPEG)
Scan speed (ISO)	60 ipm (simplex) 120 ipm (duplex)	60 ipm (simplex) 120 ipm (duplex)	60 ipm (simplex) 120 ipm (duplex)
Scan resolution (Maximum)	600 x 1200 dpi	600 x 1200 dpi	600 x 1200 dpi
Scan Functions	Email, FTP, Network folders, Microsoft SharePoint®, USB Memory Device and Cloud services (Microsoft SharePoint Online, OneDrive, OneNote, Google Drive and Dropbox) with Epson Document Capture Pro	Email, FTP, Network folders, Microsoft SharePoint®, USB Memory Device and Cloud services (Microsoft SharePoint Online, OneDrive, OneNote, Google Drive and Dropbox) with Epson Document Capture Pro	Email, FTP, Network folders, Microsoft SharePoint®, USB Memory Device and Cloud services (Microsoft SharePoint Online, OneDrive, OneNote, Google Drive and Dropbox) with Epson Document Capture Pro
Copy speed (ISO)	40 ipm Mono / Colour	50 ipm Mono / Colour	60 ipm Mono / Colour
Zoom ratio	25 - 400%	25 - 400%	25 - 400%
Copy resolution	600 x 1200 dpi	600 x 1200 dpi	600 x 1200 dpi
Fax transmission speed	Up to 33.6 Kbps	Up to 33.6 Kbps	Up to 33.6 Kbps
Fax memory	6MB / 550 pages	6MB / 550 pages	6MB / 550 pages
Mobile and cloud printing	Epson Connect (Epson iPrint Mobile app, Email Print, Remote Print Driver, Scan-to-Cloud)	Epson Connect (Epson iPrint Mobile app, Email Print, Remote Print Driver, Scan-to-Cloud)	Epson Connect (Epson iPrint Mobile app, Email Print, Remote Print Driver, Scan-to-Cloud)
Epson Solution compatibility	Epson Print Admin, Epson Print Admin Serverless, Epson Open Platform, Document Capture Pro, Document Capture Pro Server, Document Capture for Mac, Epson Remote Services, ERS embedded agent, Epson Device Admin	Epson Print Admin, Epson Print Admin Serverless, Epson Open Platform, Document Capture Pro, Document Capture Pro Server, Document Capture for Mac, Epson Remote Services, ERS embedded agent, Epson Device Admin	Epson Print Admin, Epson Print Admin Serverless, Epson Open Platform, Document Capture Pro, Document Capture Pro Server, Document Capture for Mac, Epson Remote Services, ERS embedded agent, Epson Device Admin
Interfaces	Wired Network (10Base-T / 100Base-TX / 1000Base-T), Wireless Network (optional), USB (USB 3.2 Gen 1x1 Type B, USB 2.0 Type A, Internal USB 2.0 Type A for Card Reader)	Wired Network (10Base-T / 100Base-TX / 1000Base-T), Wireless Network (optional), USB (USB 3.2 Gen 1x1 Type B, USB 2.0 Type A, Internal USB 2.0 Type A for Card Reader)	Wired Network (10Base-T / 100Base-TX / 1000Base-T), Wireless Network (optional), USB (USB 3.2 Gen 1x1 Type B, USB 2.0 Type A, Internal USB 2.0 Type A for Card Reader)
Plain paper size	A3, A4, A5, B6, B5, B4, Letter, Executive, C5 (Envelope), User defined	A3, A4, A5, B6, B5, B4, Letter, Executive, C5 (Envelope), User defined	A3, A4, A5, B6, B5, B4, Letter, Executive, C5 (Envelope), User defined
Paper capacity	Standard: 1,150 sheets (500 sheets per tray + 150 MP Tray) Max: 5,150 sheets	Standard: 1,150 sheets (500 sheets per tray + 150 MP Tray) Max: 5,150 sheets	Standard: 1,150 sheets (500 sheets per tray + 150 MP Tray) Max: 5,150 sheets
LCD display	25.7 cm colour touchscreen	25.7 cm colour touchscreen	25.7 cm colour touchscreen
Power consumption Operating / Ready / Sleep / Power Off	115 Watt (standalone copying, ISO/IEC 24712 pattern), 1 Watt (sleep mode), 46 Watt (Ready), 0.1 Watt (Power off), TEC 0.22 kWh/week	115 Watt (standalone copying, ISO/IEC 24712 pattern), 1 Watt (sleep mode), 46 Watt (Ready), 0.1 Watt (Power off), TEC 0.23 kWh/week	115 Watt (standalone copying, ISO/IEC 24712 pattern), 1 Watt (sleep mode), 46 Watt (Ready), 0.1 Watt (Power off), TEC 0.25 kWh/week
Dimensions (W x D x H)	555 x 620 x 963 mm	555 x 620 x 963 mm	555 x 620 x 963 mm
Weight	99.4 kg	99.4 kg	99.4 kg

*Fax optional at an additional cost

Product variations key: N - Network Connectivity W - Wireless Connectivity F - Fax D - Duplex T - Includes optional paper tray

Business Inkjet

WorkForce Enterprise

WF-C20750D4TW



WF-C21000D4TW





WF-M21000D4TW



SRA3, multifunction up to 4-in-1 device*
7 sec Mono / Colour
75 ppm Mono / Colour
Up to 600 x 2400 dpi
Yes
Yes (PDF / TIFF / JPEG)
60 ipm (simplex) 110 ipm (duplex)
600 x 600 dpi
Email, FTP, Network folders, Microsoft SharePoint®, USB Memory Device and Cloud services (Microsoft SharePoint Online, OneDrive, OneNote, Google Drive and Dropbox) with Epson Document Capture Pro
75 ipm Mono / Colour
25 - 400%
600 x 1200 dpi
Up to 33.6 Kbps
6MB / 550 pages
Epson Connect (Epson iPrint Mobile app, Email Print, Remote Print Driver, Scan-to-Cloud)
Epson Print Admin, Epson Print Admin Serverless, Epson Open Platform, Document Capture Pro, Document Capture Pro Server, Document Capture for Mac, Epson Remote Services, ERS embedded agent, Epson Device Admin
Wired Network (10Base-T / 100Base-TX), Wireless Network, USB (High Speed USB 2.0 / USB 3.0 / USB 1.1 Type A), Wi-Fi Direct
SRA3, A3, A4, Postcard, A3+, A5, A6, B4, B5, B6, C4 (Envelope), C5 (Envelope), C6 (Envelope), DL (Envelope), Executive, Letter, Legal, HLT, No. 10 (Envelope), User defined
Standard: 2,350 sheets (550 sheets per tray + 150 MP Tray) Max: 5,350 sheets
22.7 cm colour touchscreen
160 Watt (standalone copying, ISO/IEC 24712 pattern), 1.1 Watt (sleep mode), 76 Watt (Ready), 0.1 Watt (Power off), TEC 0.34 kWh/week
674 x 757 x 1,243 mm
177.1 kg

SRA3, multifunction up to 4-in-1 device*
6.2 sec Mono / Colour
100 ppm Mono / Colour
Up to 600 x 2400 dpi
Yes
Yes (PDF / TIFF / JPEG)
60 ipm (simplex) 110 ipm (duplex)
600 x 600 dpi
Email, FTP, Network folders, Microsoft SharePoint®, USB Memory Device and Cloud services (Microsoft SharePoint Online, OneDrive, OneNote, Google Drive and Dropbox) with Epson Document Capture Pro
100 ipm Mono / Colour
25 - 400%
600 x 1200 dpi
Up to 33.6 Kbps
6MB / 550 pages
Epson Connect (Epson iPrint Mobile app, Email Print, Remote Print Driver, Scan-to-Cloud)
Epson Print Admin, Epson Print Admin Serverless, Epson Open Platform, Document Capture Pro, Document Capture Pro Server, Document Capture for Mac, Epson Remote Services, ERS embedded agent, Epson Device Admin
Wired Network (10Base-T / 100Base-TX), Wireless Network, USB (High Speed USB 2.0 / USB 3.0 / USB 1.1 Type A), Wi-Fi Direct
SRA3, A3, A4, Postcard, A3+, A5, A6, B4, B5, B6, C4 (Envelope), C5 (Envelope), C6 (Envelope), DL (Envelope), Executive, Letter, Legal, HLT, No. 10 (Envelope), User defined
Standard: 2,350 sheets (550 sheets per tray + 150 MP Tray) Max: 5,350 sheets
22.7 cm colour touchscreen
170 Watt (standalone copying, ISO/IEC 24712 pattern), 1.1 Watt (sleep mode), 76 Watt (Ready), 0.1 Watt (Power off), TEC 0.4 kWh/week
674 x 757 x 1,243 mm
177.1 kg

SRA3, multifunction up to 4-in-1 device*
6.2 sec Mono
100 ppm Mono
Up to 600 x 2400 dpi
Yes
Yes (PDF / TIFF / JPEG)
60 ipm (simplex) 110 ipm (duplex)
600 x 600 dpi
Email, FTP, Network folders, Microsoft SharePoint®, USB Memory Device and Cloud services (Microsoft SharePoint Online, OneDrive, OneNote, Google Drive and Dropbox) with Epson Document Capture Pro
Up to 100 ipm Mono
25 - 400%
600 x 1200 dpi
Up to 33.6 Kbps
6MB / 550 pages
Epson Connect (Epson iPrint Mobile app, Email Print, Remote Print Driver, Scan-to-Cloud)
Epson Print Admin, Epson Print Admin Serverless, Epson Open Platform, Document Capture Pro, Document Capture Pro Server, Document Capture for Mac, Epson Remote Services, ERS embedded agent, Epson Device Admin
Wired Network (10Base-T / 100Base-TX / 1000Base-T), Wireless Network, USB (High Speed USB 2.0 / USB 3.0 / USB 1.1 Type A), Wi-Fi Direct
SRA3, A3, A4, Postcard, A3+, A5, A6, B4, B5, B6, C4 (Envelope), C5 (Envelope), C6 (Envelope), DL (Envelope), Executive, Letter, Legal, HLT, No. 10 (Envelope), User defined
Standard: 2,350 sheets (550 sheets per tray + 150 MP Tray) Max: 5,350 sheets
22.7 cm colour touchscreen
170 Watt (standalone copying, ISO/IEC 24712 pattern), 1.1 Watt (sleep mode), 76 Watt (Ready), 0.1 Watt (Power off), TEC 0.4 kWh/week
674 x 757 x 1,243 mm
177.1 kg

	Business Inkjet	
	WorkForce Pro A3+ RIPS	
Model name	WF-C878RDWF	WF-C879RDWF
		
Functions	Multifunction up to 4-in-1 device	Multifunction up to 4-in-1 device
First page out print	5.5 sec Mono / Colour	5.5 sec Mono / Colour
Print speed (ISO)	25 ppm Mono / 24 ppm Colour	26 ppm Mono / 25 ppm Colour
Print resolution	Up to 4800 x 1200 dpi	Up to 4800 x 1200 dpi
PCL & PostScript compatible	Yes	Yes
Print from USB	Yes (PDF / TIFF / JPEG)	Yes (PDF / TIFF / JPEG)
Scan speed (ISO)	25 ipm (simplex) 45 ipm (duplex)	50 ipm (simplex) 100 ipm (duplex)
Scan resolution (Maximum)	600 x 600 dpi	600 x 600 dpi
Scan functions	Email, FTP, Network folders, Microsoft SharePoint®, USB Memory Device and Cloud services (Microsoft SharePoint Online, OneDrive, OneNote, Google Drive and Dropbox) with Epson Document Capture Pro	Email, FTP, Network folders, Microsoft SharePoint®, USB Memory Device and Cloud services (Microsoft SharePoint Online, OneDrive, OneNote, Google Drive and Dropbox) with Epson Document Capture Pro
Copy speed (ISO)	22 ipm Mono / 21 ipm Colour	22 ipm Mono / 21 ipm Colour
Zoom ratio	25 - 400%	25 - 400%
Copy resolution	Up to 600 x 600 dpi (optical) 600 x 1200 dpi (maximum)	Up to 600 x 600 dpi (optical) 600 x 1200 dpi (maximum)
Fax transmission speed	Up to 33.6 Kbps	Up to 33.6 Kbps
Fax memory	6MB / 550 pages	6MB / 550 pages
Mobile and cloud printing	Epson Connect (Epson iPrint Mobile app, Email Print, Remote Print Driver, Scan-to-Cloud), Apple Airprint*	Epson Connect (Epson iPrint Mobile app, Email Print, Remote Print Driver, Scan-to-Cloud), Apple Airprint*
Solution compatibility	Epson Print Admin, Epson Open Platform, Document Capture Pro, Document Capture Pro Server, Document Capture for Mac, Epson Remote Services, ERS embedded agent, Epson Device Admin	Epson Print Admin, Epson Print Admin Serverless, Epson Open Platform, Document Capture Pro, Document Capture Pro Server, Document Capture for Mac, Epson Remote Services, ERS embedded agent, Epson Device Admin
Interfaces	Wired Network (10Base-T / 100Base-TX / 1000Base-T), Wireless Network, USB (High Speed USB 2.0 / USB 3.0 / USB 1.1 Type A), WiFi Direct	Wired Network (10Base-T / 100Base-TX / 1000Base-T), Wireless Network, USB (High Speed USB 2.0 / USB 3.0 / USB 1.1 Type A), WiFi Direct
Plain paper size	A3+, A3, A4, A5, A6, B5, C4 (Envelope), C6 (Envelope), No. 10 (Envelope), Letter, 10 x 15 cm, 13 x 18 cm, 20 x 25 cm, Legal, A3, B4, B6, C5 (Envelope), DL (Envelope), HLT, EXE, Tabloid	A3+, A3, A4, A5, A6, B5, C4 (Envelope), C6 (Envelope), No. 10 (Envelope), Letter, Legal, 10 x 15 cm, 13 x 18 cm, 20 x 25 cm, A3, B4, B6, C5 (Envelope), DL (Envelope), HLT, EXE, Tabloid
Paper capacity	Front: 250 sheets Rear: 85 sheets Option: 500 sheets x3 Max: 1,835 sheets	Front: 250 sheets Rear: 150 sheets Option: 500 sheets x3 Max: 1,900 sheets
LCD display	12.7 cm colour touchscreen	12.7 cm colour touchscreen
Power consumption Operating / Ready / Sleep / Power Off	40 Watt (standalone copying, ISO/IEC 24712 pattern), 17 Watt (Ready), 1.4 Watt (Sleep mode), 0.3 Watt (Power off) TEC 0.22 kWh/week	50 Watt (standalone copying, ISO/IEC 24712 pattern), 24 Watt (Ready), 1.2 (Sleep mode), 0.3 Watt (Power off) TEC 0.25 kWh/week
Dimensions (W x D x H)	621 x 652 x 641 mm	621 x 751 x 711 mm
Weight	64.3 kg	79.3 kg

*AirPrint-enabled printers work with iPhone 4s and later, iPad 2 and later, all models of iPad Air and iPad mini, and iPod touch 5th generation with the latest version of iOS, and Mac with the latest version of OS X.

Product variations key: **N** - Network Connectivity **W** - Wireless Connectivity **F** - Fax **D** - Duplex **T** - Includes optional paper tray

Business Inkjet

WorkForce Pro A4 RIPS



C529RDW



C579RDWF



A4 single function	A4 multifunction 4-in-1
4.8 sec Mono / 5.3 sec Colour	4.8 sec Mono / 5.3 sec Colour
24 ppm Mono / Colour	24 ppm Mono / Colour
Up to 4800 x 1200 dpi	Up to 4800 x 1200 dpi
Yes	Yes
-	Yes (PDF / TIFF / JPEG)
-	30 ipm (simplex) 60 ipm (duplex)
-	1200 x 2400 dpi
-	Email, FTP, Network folders, Microsoft SharePoint®, USB Memory Device and Cloud services (Microsoft SharePoint Online, OneDrive, OneNote, Google Drive and Dropbox) with Epson Document Capture Pro
-	22 ipm Mono / Colour
-	25 - 400%
-	Up to 600 x 600 dpi (optical) 600 x 1200 dpi (maximum)
-	Up to 33.6 Kbps
-	6MB / 550 pages
Epson Connect (Epson iPrint Mobile app, Email Print, Remote Print Driver), Apple Airprint*	Epson Connect (Epson iPrint Mobile app, Email Print, Remote Print Driver, Scan-to-Cloud), Apple Airprint*
Epson Print Admin, Epson Remote Services, ERS embedded agent Epson Device Admin	Epson Print Admin, Epson Open Platform, Document Capture Pro, Document Capture Pro Server, Document Capture for Mac, Epson Remote Services, ERS embedded agent, Epson Device Admin
Wired Network (10Base-T / 100Base-TX / 1000Base-T), Wireless Network, USB (USB 2.0), Wi-Fi Direct	Wired Network (10Base-T / 100Base-TX / 1000Base-T), Wireless Network, USB (USB 2.0), Wi-Fi Direct
A4, A5, A6, B5, B6, C4 (Envelope), C6 (Envelope), DL (Envelope), No. 10 (Envelope), Letter, Legal, 9 x 13 cm, 10 x 15 cm, 13 x 18 cm, 16:9, HLT, EXE, User defined	A4, A5, A6, B5, B6, C4 (Envelope), C6 (Envelope), DL (Envelope), No. 10 (Envelope), Letter, Legal, 9 x 13 cm, 10 x 15 cm, 13 x 18 cm, 16:9, HLT, EXE, User defined
Standard: 330 sheets (250 sheets front tray + 80 MP Tray) Option: 500 sheets x2 Max: 1,330 sheets	Standard: 330 sheets (250 sheets front tray + 80 MP Tray) Option: 500 sheets x2 Max: 1,330 sheets
6.1 cm colour LCD	10.9 cm colour touchscreen
1.2 Watt (sleep mode), 24 Watt (Printing), 8 Watt (Ready), 0.2 Watt (Power off), TEC 0.18 kWh/week	29 Watt (standalone copying, ISO/IEC 24712 pattern), 1.3 Watt (sleep mode), 14 Watt (Ready), 0.2 Watt (Power off), TEC 0.19 kWh/week
425 x 535 x 413 mm	425 x 535 x 413 mm
19.3 kg	23 kg

	Business Inkjet	
	WorkForce Pro A4 Colour	
Model name	WF-C5390DW	WF-C5890DWF
		
Functions	A4 single function	A4 multifunction 4-in-1
First page out print	4.8 sec Mono / 5.3 sec Colour	4.8 sec Mono / 5.3 sec Colour
Print speed (ISO)	25 ppm Mono / Colour	25 ppm Mono / Colour
Print resolution	Up to 4800 x 1200 dpi	Up to 4800 x 1200 dpi
PCL & PostScript compatible	Yes	Yes
Print from USB	Yes (PDF / TIFF / JPEG)	Yes (PDF / TIFF / JPEG)
Scan speed (ISO)	-	24 ipm Mono / Colour
Scan resolution (Maximum)	-	1200 x 2400 dpi
Scan functions	-	Email, FTP, Network folders, Microsoft SharePoint®, USB Memory Device and Cloud services (Microsoft SharePoint Online, OneDrive, OneNote, Google Drive and Dropbox) with Epson Document Capture Pro
Copy speed (ISO)	-	22 ipm Mono / Colour
Zoom ratio	-	25 - 400%
Copy resolution	-	Up to 600 x 1200 dpi
Fax transmission speed	-	Up to 33.6 Kbps
Fax memory	-	6MB / 550 pages
Mobile and cloud printing	Epson Connect (Epson iPrint Mobile app, Email Print, Remote Print Driver), Apple Airprint*	Epson Connect (Epson iPrint Mobile app, Email Print, Remote Print Driver, Scan-to-Cloud), Apple Airprint*
Solution compatibility	Epson Print Admin, Epson Remote Services, ERS embedded agent, Epson Device Admin	Epson Print Admin, Epson Open Platform, Document Capture Pro, Document Capture Pro Server, Document Capture for Mac, Epson Remote Services, ERS embedded agent, Epson Device Admin
Interfaces	Wireless LAN IEEE 802.11b/g/n, Wi-Fi Direct, Hi-Speed USB - compatible with USB 2.0 specification, Ethernet Interface (10Base-T / 100Base-TX / 1000Base-T), USB 2.0-A (2x)	Wireless LAN IEEE 802.11b/g/n, Wi-Fi Direct, Hi-Speed USB - compatible with USB 2.0 specification, Ethernet Interface (10Base-T / 100Base-TX / 1000Base-T), USB 2.0-A (2x)
Plain paper size	A4, A5, A6, B5, Letter, Legal, Envelope #10, DL, C6, C5, 9 x 13 cm, 13 x 18 cm, 10 x 15 cm	A4, A5, A6, B5, Letter, Legal, Envelope #10, DL, C6, C4, 9 x 13 cm, 13 x 18 cm, 10 x 15 cm
Paper capacity	Standard: 330-sheets (80-sheet Rear ASF + 250-sheet Front) Optional: 3 x 500-sheet paper tray Max: 1,830 sheets	Standard: 330-sheets (80-sheet Rear ASF + 250-sheet Front) Optional: 3 x 500-sheet paper tray Max: 1,830 sheets
LCD display	6.1 cm colour LCD	10.9 cm colour touchscreen
Power consumption Operating / Ready / Sleep / Power Off	1.1 Watt (sleep mode), 25 Watt (Printing), 9.8 Watt (Ready), 0.2 Watt (Power off), TEC 0.17 kWh/week	1.2 Watt (sleep mode), 27 Watt (Printing), 11.7 Watt (Ready), 0.2 Watt (Power off), TEC 0.18 kWh/week
Dimensions (W x D x H)	425 x 535 x 357 mm	425 x 535 x 357 mm
Weight	15.3 kg	18.7 kg

*AirPrint-enabled printers work with iPhone 4s and later, iPad 2 and later, all models of iPad Air and iPad mini, and iPod touch 5th generation with the latest version of iOS, and Mac with the latest version of OS X.

Product variations key: **N** - Network Connectivity **W** - Wireless Connectivity **F** - Fax **D** - Duplex **T** - Includes optional paper tray

WF-M5299DW



A4 single function
4.8 sec Mono
24 ppm Mono
Up to 1200 x 2400 dpi
Yes
Yes (PDF / TIFF / JPEG)

-

-

-

-

-

-

-

-

Epson Connect (Epson iPrint Mobile app, Email Print, Remote Print Driver), Apple AirPrint*

Epson Print Admin, Epson Remote Services, Epson Device Admin

Wireless LAN IEEE 802.11b/g/n, Wi-Fi Direct, Hi-Speed USB - compatible with USB 2.0 specification, Ethernet Interface (10Base-T / 100Base-TX / 1000Base-T), USB 2.0-A (2x)

A4, A5, A6, B5, Letter, Legal, Envelope #10, DL, C6, C4, Photo 9 x 13 cm, 13 x 18 cm, 10 x 15 cm, 20 x 25 cm, 16:19 wide, user defined 64 x 127 - 215.9 x 6,000 mm

Standard: 330 sheets
Max: 1,330 sheets (250 sheet cassette x1 / 80 sheets MP tray / 500 sheets x2)

6.1 cm colour LCD

1.1 Watt (sleep mode),
23 Watt (Printing),
7 Watt (Ready),
0.2 Watt (Power off),
TEC 0.16 kWh/week

425 x 535 x 357 mm

14.9 kg

WF-M5799DWF



A4 multifunction 4-in-1

4.8 sec Mono

24 ppm Mono

Up to 1200 x 2400 dpi

Yes

Yes (PDF / TIFF / JPEG)

24 ipm Mono/Colour (simplex)
8 ipm Colour (duplex)

1200 x 2400 dpi

Email, FTP, Network folders, Microsoft SharePoint®, USB Memory Device and Cloud services (Microsoft SharePoint Online, OneDrive, OneNote, Google Drive and Dropbox) with Epson Document Capture Pro

22 ipm Mono

25 - 400%, auto fit function

Up to 600 x 600 dpi (optical)
600 x 1200 dpi (maximum)

Up to 33.6 Kbps

6MB / 550 pages

Epson Connect (Epson iPrint Mobile app, Email Print, Remote Print Driver, Scan-to-Cloud), Apple AirPrint*

Epson Print Admin, Epson Open Platform, Document Capture Pro, Document Capture Pro Server, Document Capture for Mac, Epson Remote Services, Epson Device Admin

Wireless LAN IEEE 802.11b/g/n, Wi-Fi Direct, Hi-Speed USB - compatible with USB 2.0 specification, Ethernet Interface (10Base-T / 100Base-TX / 1000Base-T), USB 2.0-A (2x)

A4, A5, A6, B5, Letter, Legal, Envelope #10, DL, C6, C4, Photo 13 x 18 cm, 10 x 15 cm, 16:19 wide, user defined 55 x 127 - 215.9 x 6,000 mm



Standard: 330 sheets
Max: 1,330 sheets (250 sheet cassette x1 / 80 sheets MP tray / 500 sheets x2)

10.9 cm colour touchscreen

23 Watt (standalone copying,
ISO/IEC 24712 pattern),
1.4 Watt (sleep mode),
10 Watt (Ready),
0.2 Watt (Power off),
TEC 0.19 kWh/week

425 x 535 x 357 mm

18.3 kg

	EcoTank Pro	
	Colour	
Model name	ET-L6580	ET-L15180
		
Functions	A4 multifunction 4-in-1	A3 multifunction 4-in-1
First page out print	5.5 sec Mono / 6 sec Colour	5.5 sec Mono / 5.5 sec Colour
Print speed (ISO)	25 ppm Mono / Colour	25 ppm Mono / Colour
Print resolution	4800 x 2400 dpi	Up to 4800 x 1200 dpi
PCL & PostScript compatible	Yes	Yes
Print from USB	Yes (PDF / TIFF / JPEG)	Yes (PDF / TIFF / JPEG)
Scan speed (ISO)	27.5 ipm Mono (simplex) 6 ipm Colour (duplex)	26 ipm Mono (simplex) 6 ipm Colour (duplex)
Scan resolution (Maximum)	1200 x 2400 dpi	1200 x 1200 dpi
Scan functions	Scan to Email, Scan to FTP, Scan to Network folders	Scan to Email, Scan to FTP, Scan to Network folders
Copy speed (ISO)	23 ipm Mono / Colour	23 ipm Mono / Colour
Zoom ratio	25 - 400%, auto fit function	25 - 400%, auto fit function
Copy resolution	Up to 600 x 600 dpi (optical)	Up to 600 x 600 dpi (optical)
Fax transmission speed	Up to 33.6 Kbps / Approx. 3 sec/page	Up to 33.6 Kbps / Approx. 3 sec/page
Fax memory	Up to 180 pages (ITU-T No.1 chart)	-
Mobile and cloud printing	Epson Connect (Epson iPrint Mobile app, Email Print, Remote Print Driver, Scan-to-Cloud), Apple Airprint*	Epson Connect (Epson iPrint Mobile app, Email Print, Remote Print Driver, Scan-to-Cloud), Apple Airprint*
Solution compatibility	Epson Remote Services, Epson Device Admin	Epson Print Admin, Epson Open Platform, Epson Remote Services, Epson Device Admin
Interfaces	Hi-Speed USB - compatible with USB 2.0 specification, Ethernet interface (10Base-T / 100Base-TX), Wireless LAN IEEE 802.11b/g/n, Wi-Fi Direct, USB host, Near Field Communication (NFC)	Hi-Speed USB - compatible with USB 2.0 specification, Ethernet interface (10Base-T / 100Base-TX), Wireless LAN IEEE 802.11a/b/g/n/ac, Wi-Fi Direct, USB host
Plain paper size	A4, A5, A6, B6, B5, Letter, Legal, Envelope #10, DL, C6, C4, 10 x 15 cm	A3+, A3, A4, A5, A6, B5, Letter, Legal, Envelope #10, DL, C6, C4, Photo 9 x 13 cm, 13 x 18 cm, 10 x 15 cm
Paper capacity	Standard: 550 sheets Max: 550 sheets	Standard: 550 sheets Max: 550 sheets
LCD display	10.9 cm colour LCD	10.9 cm colour LCD
Power consumption Operating / Ready / Sleep / Power Off	0.8 Watt (sleep mode), 19 Watt (Printing), 10 Watt (Ready), 0.2 Watt (Power off), TEC 0.14 kWh/week	0.7 Watt (sleep mode), 19 Watt (Printing), 9.7 Watt (Ready), 0.15 Watt (Power off), TEC 0.13 kWh/week
Dimensions (W x D x H)	425 x 500 x 350 mm	515 x 500 x 350 mm
Weight	17.8 kg	21.5 kg

*AirPrint-enabled printers work with iPhone 4s and later, iPad 2 and later, all models of iPad Air and iPad mini, and iPod touch 5th generation with the latest version of iOS, and Mac with the latest version of OS X.

Product variations key: **N** - Network Connectivity **W** - Wireless Connectivity **F** - Fax **D** - Duplex **T** - Includes optional paper tray

EcoTank Pro

Mono

ET-M1180



A4 single function
6 sec Mono
20 ppm Mono
Up to 1200 x 2400 dpi

Yes

-

-

-

-

-

-

-

-

Epson Connect (Epson iPrint Mobile app, Email Print, Remote Print Driver)

Epson Remote Services, Epson Device Admin

Hi-Speed USB - compatible with USB 2.0 specification, Ethernet interface (10Base-T / 100Base-TX), Wi-Fi Direct, Wireless LAN IEEE 802.11b/g/n

A4, A5, A6, B6, B5, Letter, Legal, Envelope #10, DL, C6

Standard: 250 sheets
Max: 250 sheet

-

0.7 Watt (sleep mode),
14 Watt (Printing),
3.4 Watt (Ready),
0.2 Watt (Power off),
TEC 0.12 kWh/week

375 x 347 x 151 mm

4.3 kg

ET-M15180



A3 multifunction 3-in-1
5.5 sec Mono
25 ppm Mono
4800 x 1200 dpi

Yes

Yes (PDF / TIFF / JPEG)

26 ipm Mono (ADF)
9 ipm Colour (ADF)

1200 x 1200 dpi

Scan to Email, Scan to FTP,
scan to cloud

23 ipm Mono

25 - 400%, auto fit function

Up to 600 x 600 dpi (optical)

-

-

Epson Connect (Epson iPrint Mobile app, Email Print, Remote Print Driver, Scan-to-Cloud), Apple Airprint*

Epson Print Admin, Epson Open Platform, Epson Remote Services, Epson Device Admin

Hi-Speed USB - compatible with USB 2.0 specification, Ethernet interface (10Base-T / 100Base-TX), Wireless LAN IEEE 802.11a/b/g/n/ac, Wi-Fi Direct, USB host

A3+, A3, A4, A5, A6, B5, Letter, Legal, Envelope #10, DL, C6, C4, 10 x 15 cm

Standard: 550 sheets
Max: 550 sheets

10.9 cm colour LCD

0.7 Watt (sleep mode),
19 Watt (Printing),
9.7 Watt (Ready),
0.15 Watt (Power off),
TEC 0.13 kWh/week

515 x 500 x 350 mm

20.3 kg

ET-M3180



A4 multifunction 4-in-1
6 sec Mono
20 ppm Mono
Up to 1200 x 2400 dpi

Yes

-

7 ipm Mono (simplex)

1200 x 2400 dpi

Scan to Email, Scan to FTP,
scan to cloud

17 ipm Mono

25 - 400%, auto fit function

Up to 600 x 600 dpi (optical)

Up to 33.6 Kbps

6MB / 550 pages

Epson Connect (Epson iPrint Mobile app, Email Print, Remote Print Driver, Scan-to-Cloud), Apple Airprint*

Epson Remote Services, Epson Device Admin

Hi-Speed USB - compatible with USB 2.0 specification, Ethernet interface (10Base-T / 100Base-TX), Wi-Fi Direct, Wireless LAN IEEE 802.11b/g/n

A4, A5, A6, B5, B6, Letter, Legal, Envelope #10, DL, C6




Standard: 250 sheets
Max: 250 sheet

6.1 cm colour LCD

1 Watt (sleep mode),
12 Watt (Standalone copying),
5.7 Watt (Ready),
0.2 Watt (Power off),
TEC 0.18 kWh/week

375 x 347 x 346 mm

7.3 kg

	Dot Matrix		
	24 pin - Passbook		
Model name	PLQ-35	PLQ-50/PLQ-50M	PLQ-50CS/PLQ-50CSM
			
No. of Pins	24	24	24
Carriage Width	94	94	94
Print Volume	High	High	High
Max Print Speed	540 at 10cpi	630 at 10cpi	630 at 10cpi
Multipart copy	1 + 6	1 + 6	1 + 6
Ribbon Yield (million characters)	5m	5m	5m

	Dot Matrix		
	24 pin		
Model name	LQ-350	LQ-590II	LQ-590IIN
			
No. of Pins	24	24	24
Carriage Width	80	80	80
Print Volume	Low	High	High
Max Print Speed	347 at 10cpi	550 at 10cpi	550 at 10cpi
Multipart copy	1 + 3	1 + 6	1 + 6
Ribbon Yield (million characters)	2.5m	5m	5m

	Dot Matrix		
	24 pin		
Model name	LQ-780	LQ-780N	LQ-2090II
			
No. of Pins	24	24	24
Carriage Width	106	106	136
Print Volume	Medium	Medium	High
Max Print Speed	487 at 10cpi	487 at 10cpi	550 at 10cpi
Multipart copy	1 + 6	1 + 6	1 + 6
Ribbon Yield (million characters)	10m	10m	8m

	Dot Matrix		
	9 pin		
Model name	LX-350	LX-1350	FX-890IIN
			
No. of Pins	9	9	9
Carriage Width	80	136	80
Print Volume	Low	Low	High
Max Print Speed	357 at 12cpi	357 at 12cpi	738 at 12cpi
Multipart copy	1 + 4	1 + 4	1 + 6
Ribbon Yield (million characters)	4m	4m	7.5m

Dot Matrix

24 pin

LQ-630



24

80

Low

360 at 12cpi

1 + 4

2m

LQ-690II



24

106

Medium

487 at 10cpi

1 + 6

10m

LQ-690IIN



24

106

Medium

487 at 10cpi

1 + 6

10m

Dot Matrix

24 pin

LQ-2090IIN



24

136

High

550 at 10cpi

1 + 6

8m

LQ-2190



24

136

High

576 at 12cpi

1 + 5

15m

DLQ-3500II



24

136

High

594 at 12cpi

1 + 7

9m

DLQ-3500IIN



24

136

High

594 at 12cpi

1 + 7

9m

Dot Matrix

9 pin

FX-2190II



9

136

High

738 at 12cpi

1 + 6

12m

FX-2190IIN



9

136

High

738 at 12cpi

1 + 6

12m

DFX-9000



9

136

High

1,550 at 12cpi

1 + 9

15m

DFX-9000N



9

136

High

1,550 at 12cpi

1 + 9

15m

Document Scanners

Create a better business environment with the support of a global leader in scanning solutions. Built with performance at its heart, the Epson business scanner range is the ideal solution for high performance and high volume scanning.



Mobile scanner range

Featuring some of the lightest products in their class, these scanners are ideal for scanning on the go, and keeping productivity high.

- Lightweight
- Automatic document feeder
- Wi-Fi and Wi-Fi Direct
- Built-in Lithium Batteries
- Correct document skew



Sheetfed scanner range

Built with performance at its heart, the Epson sheetfed business scanner range is the ideal solution for organisations adopting hybrid working practices, while maximising productivity.

- High-speed ADF scanning with duplex
- Versatile media handling
- Wi-Fi and network options
- Onboard sensors to prevent errors
- Automatic paper size detection



Flatbed scanner range

The flatbed range quickly and easily scans documents of any shape or size. Ideal for scanning irregular shapes or fragile items, as well as books and bound media.

- A4 and A3 duplex solutions
- High-speed ADF scanning with duplex
- Scan up to 8,000 pages per day
- Network versions
- Automatic paper size detection

Effortless integration and sharing

Epson scanners are designed for seamless integration into your IT environment with industry standard TWAIN, WIA and ISIS driver support.






With Epson Document Capture software, create dynamic workflows for those in the office or working from home, by scanning and sharing documents to network folders, SharePoint, cloud services or via email. It enables collaboration to all stakeholders regardless of location.



With our Wi-Fi Direct™ solutions, users can control business scanners with Android and Apple mobile devices through the Epson DocumentScan app. Simple solutions for agile workers and hot-desking.



	Mobile		
Model name	ES-50	ES-60W	DS-70
			
Scanning Speed Mono	5.5 s/page	4 s/page	5.5 s/page
Scanning Speed Colour	5.5 s/page	4 s/page	5.5 s/page
Automatic Document Feeder Capacity	1 sheet	1 sheet	1 sheet
Duplex Scan	N/A	N/A	N/A
ADF Paper weight	35-270 g/m ²	35-270 g/m ²	35-270 g/m ²
Ultrasonic Sensor	N/A	N/A	N/A
Scanning Resolution (Horizontal x Vertical)	600 x 600 dpi	600 x 600 dpi	600 x 600 dpi
Reliability Daily Duty Cycle	300	300	300
Interfaces	USB 2 micro B	USB 2.0 / Wi-Fi	USB 2 micro B
Options	N/A	N/A	N/A
Light Source	ReadyScan LED Technology	ReadyScan LED Technology	ReadyScan LED Technology
Drivers	TWAIN, WIA, SANE, ICA	TWAIN, WIA, SANE, ICA	TWAIN, WIA, SANE, ICA
Software	cc	Epson Scan 2, Epson ScanSmart	Document Capture Pro, Document Capture Pro Server, Document Capture for Mac, Epson Scan 2
Pull / Push Scanning*	Pull / Push	Pull / Push	Pull / Push
Output Formats	JPEG, PDF, searchable PDF, PDF/A	JPEG, PDF, searchable PDF, PDF/A	JPEG, PDF, searchable PDF, PDF/A
Automatic De-Skew	✓	✓	✓
Text Enhancement	✓	✓	✓
RGB Colour Enhance	✓	✓	✓
RGB Colour Dropout	✓	✓	✓
Skip Blank Page	-	-	-
A3 Stitching	-	-	-
Punch Holes Removal	✓	✓	✓
Auto Rotation	✓	✓	✓
Weight	270 g (0.27 kg)	300 g (0.3 kg)	270 g (0.27 kg)
Standard Warranty	24 months carry in	24 months carry in	24 months carry in
Dimensions - (W x D x H)	272 x 47 x 34 mm	272 x 47 x 34 mm	272 x 47 x 34 mm

* Pull / Push scanning with Document Capture software suite ** Network Interface Unit disables USB interface

DS-80W





DS-310



DS-360W



4 s/page	25 ppm / 50 ipm	25 ppm / 50 ipm
4 s/page	25 ppm / 50 ipm	25 ppm / 50 ipm
1 sheet	20 pages	20 pages
N/A	✓	✓
35-270 g/m ²	52-230 g/m ²	52-230 g/m ²
N/A	N/A	N/A
600 x 600 dpi	600 x 600 dpi	600 x 600 dpi
300	500	500
USB / Wi-Fi direct	USB 3.2 Gen 1	USB 3.2 Gen 1 / Wi-Fi / Wi-Fi direct
N/A	N/A	N/A
ReadyScan LED Technology	ReadyScan LED Technology	ReadyScan LED Technology
TWAIN, WIA, SANE, ICA	TWAIN, WIA, SANE, ICA	TWAIN, WIA, SANE, ICA
Document Capture Pro, Document Capture Pro Server, Document Capture for Mac, Epson Scan 2	Document Capture Pro, Document Capture Pro Server, Document Capture for Mac, Epson Scan 2, Newsoft Presto! BizCard	Document Capture Pro, Document Capture Pro Server, Document Capture for Mac, Epson Scan 2, Newsoft Presto! BizCard
Pull / Push	Pull / Push	Pull / Push
BMP, JPEG, TIFF, multi- TIFF, PNG, PDF, PDF/A, searchable PDF, docx, xlsx, pptx	BMP, JPEG, TIFF, multi- TIFF, PNG, PDF, PDF/A, searchable PDF, docx, xlsx, pptx	BMP, JPEG, TIFF, multi- TIFF, PNG, PDF, PDF/A, searchable PDF, docx, xlsx, pptx
✓	✓	✓
✓	✓	✓
✓	✓	✓
✓	✓	✓
-	✓	✓
-	-	-
✓	✓	✓
✓	✓	✓
300 g (0.3 kg)	1.1 kg	1.3 kg
24 months carry in	12 months carry in	12 months carry in
272 x 47 x 34 mm	288 x 88.5 x 51 mm	288 x 88.5 x 67 mm

	A4 Sheetfed	
Model name	DS-410	ES-500WII
		
Scanning Speed Mono	26 ppm / 52 ipm	35 ppm / 70 ipm
Scanning Speed Colour	26 ppm / 52 ipm	35 ppm / 70 ipm
Automatic Document Feeder Capacity	50 pages	50 pages
Duplex Scan	✓	✓
ADF Paper weight	50 - 209g/m ²	27 - 413 g/m ²
Ultrasonic Sensor	N/A	✓
Scanning Resolution (Horizontal x Vertical)	600 x 600 dpi	600 x 600 dpi
Reliability Daily Duty Cycle	3,000	4,000
Interfaces	USB 2.0 Type B	USB 3.2 Gen 1, Wi-Fi Direct, Wireless LAN IEEE 802.11b/g/n
Options	Roller assembly kit B12B819381 Carrier Sheet x 5 B12B813431	Roller assembly kit B12B819671 Carrier Sheet x 5 B12B819051
Light Source	ReadyScan LED Technology	ReadyScan LED Technology
Drivers	TWAIN, WIA, ISIS, SANE, ICA	TWAIN, WIA, SANE (Linux), ICA (Mac)
Software	Document Capture Pro, Document Capture Pro Server, Document Capture for Mac, Epson Scan 2	Epson Scan 2, Epson ScanSmart
Pull / Push Scanning*	Pull / Push	Pull / Push
Output Formats	BMP, JPEG, TIFF, multi-TIFF, PNG, PDF, PDF/A, searchable PDF, docx, xlsx, pptx	BMP, JPEG, TIFF, multi-TIFF, PDF, searchable PDF, PDF/A, PNG
Automatic De-Skew	✓	✓
Text Enhancement	✓	✓
RGB Colour Enhance	✓	✓
RGB Colour Dropout	✓	✓
Skip Blank Page	✓	✓
A3 Stitching	✓	✓
Punch Holes Removal	✓	✓
Auto Rotation	✓	✓
Weight	2.5 kg	3.7 kg
Standard Warranty	12 months onsite service	12 months carry in
Dimensions - (W x D x H)	297 x 152 x 154 mm	296 x 169 x 176 mm

* Pull / Push scanning with Document Capture software suite ** Network Interface Unit disables USB interface
 *** Feature available with Epson Document Capture software

A4 Sheetfed

DS-530II



35 ppm / 70 ipm

35 ppm / 70 ipm

50 pages

✓

27 - 413 g/m²

✓

600 x 600 dpi

5,500

USB 3.2 Gen 1

Roller assembly kit
B12B819671

Carrier Sheet x 5
B12B819051

ReadyScan LED Technology

TWAIN, WIA, ISIS, SANE, ICA

Document Capture Pro, Document
Capture Pro Server, Document
Capture for Mac, Epson Scan 2

Pull / Push

BMP, JPEG, TIFF, multi-TIFF, PNG,
PDF, PDF/A, searchable PDF, docx,
xlsx, pptx

✓

✓

✓

✓

✓

✓

✓

✓

3.7 kg

12 months onsite service

296 x 169 x 176 mm

ES-580W



35 ppm / 70 ipm

35 ppm / 70 ipm

100 pages

✓

27 - 413 g/m²

✓

600 x 600 dpi

4,000

USB 3.2 Gen 1, Wi-Fi Direct,
USB host, Wireless LAN IEEE
802.11a/b/g/n

Roller assembly kit
B12B819671

Carrier Sheet x 5
B12B819051

ReadyScan LED Technology

TWAIN, WIA, SANE, ICA

Epson Scan 2, Epson ScanSmart

Pull / Push

BMP, JPEG, TIFF, multi-TIFF, PDF,
searchable PDF, PDF/A, PNG

✓

✓

✓

✓

✓

✓

✓

3.7 kg

12 months carry in

296 x 169 x 176 mm

DS-730N



40 ppm / 80 ipm

40 ppm / 80 ipm

100 pages

✓

27 - 413g/m²

✓

600 x 600 dpi

6,500

USB 2.0 / Ethernet Interface

Roller assembly kit
B12B819671

Carrier Sheet x 5
B12B819051

ReadyScan LED Technology

TWAIN, WIA, ISIS, SANE, ICA

Document Capture Pro, Document
Capture Pro Server, Document
Capture for Mac, Epson Scan 2,
Epson Device Admin

Pull / Push

BMP, JPEG, TIFF, multi-TIFF, PNG,
PDF, PDF/A, searchable PDF, docx,
xlsx, pptx

✓

✓

✓

✓

✓



✓

✓***

3.6 kg

12 months onsite service

296 x 169 x 167 mm

	A4 Sheetfed	
Model name	DS-770II	DS-790WN
		
Scanning Speed Mono	45 ppm / 90 ipm	45 ppm / 90 ipm
Scanning Speed Colour	45 ppm / 90 ipm	45 ppm / 90 ipm
Automatic Document Feeder Capacity	100 sheets	100 sheets
Duplex Scan	✓	✓
ADF Paper weight	27 - 413 g/m ²	27 - 413 g/m ²
Ultrasonic Sensor	✓	✓
Scanning Resolution (Horizontal x Vertical)	600 x 600 dpi	600 x 600 dpi
Reliability Daily Duty Cycle	7,000	7,000
Interfaces	USB 3.2 Gen 1	USB 3.2 Gen 1, Wi-Fi Direct, USB host, Ethernet Interface (1000 Base-T/ 100-Base TX/ 10-Base-T), Wireless LAN b/g/g 25GHz
Options	Flatbed conversion kit	Roller assembly kit
Light Source	ReadyScan LED Technology	ReadyScan LED Technology
Drivers	TWAIN, WIA, ISIS, ICA	TWAIN, WIA, ISIS, ICA
Software	Document Capture Pro, Document Capture Pro Server, Document Capture for Mac, Epson Scan 2	Document Capture Pro, Document Capture Pro Server, Document Capture for Mac, Document Capture Pro Server Authentication Edition, Epson Scan 2
Pull / Push Scanning*	Pull / Push	Pull / Push
Output Formats	BMP, JPEG, TIFF, multi-TIFF, PNG, PDF, PDF/A, searchable PDF, docx, xlsx, pptx	BMP, JPEG, TIFF, multi-TIFF, PDF, searchable PDF, secure PDF, PDF/A, PNG
Automatic De-Skew	✓	✓
Text Enhancement	✓	✓
RGB Colour Enhance	✓	✓
RGB Colour Dropout	✓	✓
Skip Blank Page	✓	✓
A3 Stitching	✓	✓
Punch Holes Removal	✓	✓
Auto Rotation	✓	✓
Weight	3.6 kg	3.7 kg
Standard Warranty	12 months onsite service	12 months onsite service
Dimensions - (W x D x H)	296 x 169 x 176 mm	296 x 169 x 167 mm

* Pull / Push scanning with Document Capture software suite ** Network Interface Unit disables USB interface

DS-870



65 ppm / 130 ipm

65 ppm / 130 ipm

100 pages

✓

27 - 413 g/m²

600 x 600 dpi

10,000

USB 3.2 Gen 1

Flatbed conversion kit

ReadyScan LED Technology

TWAIN, WIA, ISIS, ICA

Document Capture Pro, Document
Capture Pro Server, Document
Capture for Mac, Epson Scan 2,
Epson Device Admin

Pull / Push

BMP, JPEG, TIFF, multi-TIFF, PNG,
PDF, PDF/A, searchable PDF, docx,
xlsx, pptx

✓

✓

✓

✓

✓

✓

✓

✓

3.6 kg

12 months onsite service

296 x 169 x 167 mm

DS-970



85 ppm / 170 ipm

85 ppm / 170 ipm

100 pages

✓

27 - 413 g/m²

✓

600 x 600 dpi

14,000

USB 3.2 Gen 1

Flatbed conversion kit

ReadyScan LED Technology

TWAIN, WIA, ISIS, ICA

Document Capture Pro, Document
Capture Pro Server, Document
Capture for Mac, Epson Scan 2,
Epson Device Admin

Pull / Push

BMP, JPEG, TIFF, multi-TIFF, PNG,
PDF, PDF/A, searchable PDF, docx,
xlsx, pptx

✓

✓

✓

✓

✓

✓



✓

✓

3.6 kg

12 months onsite service

296 x 169 x 167 mm

	A3 Sheetfed	
Model name	DS-30000	DS-32000
		
Scanning Speed Mono	70 ppm / 140 ipm	90 ppm / 180 ipm
Scanning Speed Colour	70 ppm / 140 ipm	90 ppm / 180 ipm
Automatic Document Feeder Capacity	120 pages	120 pages
Duplex Scan	✓	✓
ADF Paper weight	27 - 413 g/m ²	20 - 413 g/m ²
Ultrasonic Sensor	✓	✓
Scanning Resolution (Horizontal x Vertical)	600 x 600 dpi	600 x 600 dpi
Reliability Daily Duty Cycle	30,000	40,000
Interfaces	USB 3.2 Gen 1	USB 3.2 Gen 1
Options	Roller assembly kit	Roller assembly kit
Light Source	ReadyScan LED Technology	ReadyScan LED Technology
Drivers	TWAIN, WIA, ISIS, SANE, ICA	TWAIN, WIA, ISIS, SANE, ICA
Software	Document Capture Pro, Document Capture Pro Server, Document Capture for Mac, Epson Scan 2	Document Capture Pro, Document Capture Pro Server, Document Capture for Mac, Epson Scan 2
Pull / Push Scanning*	Pull / Push	Pull / Push
Output Formats	BMP, JPEG, TIFF, multi-TIFF, PNG, PDF, PDF/A, searchable PDF, docx, xlsx, pptx	BMP, JPEG, TIFF, multi-TIFF, PNG, PDF, PDF/A, searchable PDF, docx, xlsx, pptx
Automatic De-Skew	✓	✓
Text Enhancement	✓	✓
RGB Colour Enhance	✓	✓
RGB Colour Dropout	✓	✓
Skip Blank Page	✓	✓
A3 Stitching	-	-
Punch Holes Removal	✓	✓
Auto Rotation	✓	✓
Weight	5.8 kg	5.8 kg
Standard Warranty	12 months onsite service	12 months onsite service
Dimensions - (W x D x H)	371 x 208 x 219 mm	371 x 208 x 219 mm

* Pull / Push scanning with Document Capture software suite ** Network Interface Unit disables USB interface

A4 Flatbed

DS-1630



DS-1660W

DS-6500 / DS-6500N

DS-7500 / DS-7500N



25 ppm / 10 ipm	25 ppm / 10 ipm	25 ppm / 50 ipm	40 ppm / 80 ipm
25 ppm / 10 ipm	25 ppm / 10 ipm	25 ppm / 50 ipm	40 ppm / 80 ipm
50 pages	50 pages	100 pages	100 pages
✓	✓	✓	✓
50 - 120 g/m ²	50 - 120 g/m ²	50 - 128 g/m ²	50 - 128 g/m ²
-	-	✓	✓
1200 x 1200 dpi	1200 x 1200 dpi	1200 x 1200 dpi	1200 x 1200 dpi
1,500	1,500	3,000	4,000
USB 3.2 Gen 1	USB 3.2 Gen 1 / Wi-Fi / Wi-Fi direct	USB 2.0 Type B	USB 2.0 Type B
-	-	Network Interface Unit B12B808451 (N model)**	Network Interface Unit B12B808451 (N model)**
ReadyScan LED Technology	RGB LED	ReadyScan LED Technology	ReadyScan LED Technology
TWAIN, WIA, ISIS, SANE, ICA	TWAIN, WIA, SANE, ICA	TWAIN, WIA, ISIS, SANE, ICA	TWAIN, WIA, ISIS, SANE, ICA
Document Capture Pro, Document Capture Pro Server, Document Capture for Mac, Epson Scan 2	Document Capture Pro, Document Capture Pro Server, Document Capture for Mac, Epson Scan 2	Document Capture Pro, Document Capture Pro Server, Document Capture for Mac, Epson Event Manager (Mac), Epson Scan 2, Sprint 9.0 (Mac OS), Epson Device Admin	Document Capture Pro, Document Capture Pro Server, Document Capture for Mac, Epson Event Manager (Mac), Epson Scan 2, Sprint 9.0 (Mac OS), Epson Device Admin
Pull / Push	Pull / Push	Pull / Push	Pull / Push
BMP, JPEG, TIFF, multi-TIFF, PNG, PDF, PDF/A, searchable PDF, docx, xlsx, pptx	BMP, JPEG, TIFF, multi-TIFF, PNG, PDF, PDF/A, searchable PDF, docx, xlsx, pptx	BMP, JPEG, TIFF, multi-TIFF, PNG, PDF, PDF/A, searchable PDF, docx, xlsx, pptx	BMP, JPEG, TIFF, multi-TIFF, PNG, PDF, PDF/A, searchable PDF, docx, xlsx, pptx
✓	✓	✓	✓
✓	✓	✓	✓
✓	✓	✓	✓
✓	✓	✓	✓
✓	✓	✓	✓
✓	✓	N/A	N/A
✓	✓	✓	✓
✓	✓	✓	✓
3.7 kg	3.7 kg	9.8 kg	9.8 kg
12 months onsite service	12 months onsite service	12 months onsite service	12 months onsite service
451 x 315 x 120 mm	451 x 315 x 120 mm	495 x 360 x 217 mm	495 x 360 x 217 mm

	A3 Flatbed	
Model name	DS-50000 / DS-50000N	DS-60000 / DS-60000N
		
Scanning Speed Mono	4 s/page	40 ppm / 80 ipm
Scanning Speed Colour	4 s/page	40 ppm / 80 ipm
Automatic Document Feeder Capacity	N/A	200
Duplex Scan	N/A	✓
ADF Paper weight	N/A	35 - 128 g/m ²
Ultrasonic Sensor	N/A	✓
Scanning Resolution (Horizontal x Vertical)	600 x 600 dpi	600 x 600 dpi
Reliability Daily Duty Cycle	N/A	5,000
Interfaces	USB 2.0	USB 2.0
Options	Network Interface Unit B12B808451 (N model)**	Network Interface Unit B12B808451 (N model)**
Light Source	ReadyScan LED Technology	ReadyScan LED Technology
Drivers	TWAIN, WIA, ISIS, SANE, ICA	TWAIN, WIA, ISIS, SANE, ICA
Software	Document Capture Pro, Document Capture Pro Server, Document Capture for Mac, Epson Event Manager (Mac), Epson Scan 2, Sprint 9.0 (Mac OS)	Document Capture Pro, Document Capture Pro Server, Document Capture for Mac, Epson Event Manager (Mac), Epson Scan 2, Sprint 9.0 (Mac OS)
Pull / Push Scanning*	Pull / Push	Pull / Push
Output Formats	BMP, JPEG, TIFF, multi-TIFF, PNG, PDF, PDF/A, searchable PDF, docx, xlsx, pptx	BMP, JPEG, TIFF, multi-TIFF, PNG, PDF, PDF/A, searchable PDF, docx, xlsx, pptx
Automatic De-Skew	✓	✓
Text Enhancement	✓	✓
RGB Colour Enhance	✓	✓
RGB Colour Dropout	✓	✓
Skip Blank Page	N/A	✓
A3 Stitching	N/A	N/A
Punch Holes Removal	✓	✓
Auto Rotation	✓	✓
Weight	14.8 kg	26.9 kg
Standard Warranty	12 months onsite service	12 months onsite service
Dimensions - (W x D x H)	640 x 468 x 156 mm	640 x 522 x 289 mm

* Pull / Push scanning with Document Capture software suite ** Network Interface Unit disables USB interface

A3 Flatbed

DS-70000 / DS-70000N



Expression 12000XL



Expression 12000XL Pro



70 ppm / 140 ipm	12 s/page measured with size: A3, resolution: 300 dpi	12 s/page measured with size: A3, resolution: 300 dpi
70 ppm / 140 ipm	12 s/page measured with size: A3, resolution: 300 dpi	12 s/page measured with size: A3, resolution: 300 dpi
200	N/A	N/A
✓	N/A	N/A
35 - 128 g/m ²	N/A	N/A
✓	N/A	N/A
600 x 600 dpi	2400 x 4800 dpi	2400 x 4800 dpi
8,000	N/A	N/A
USB 2.0	USB 2.0	USB 2.0
Network Interface Unit B12B808451 (N model)**	N/A	Transparency Unit
ReadyScan LED Technology	ReadyScan LED Technology	ReadyScan LED Technology
TWAIN, WIA, ISIS, SANE, ICA	TWAIN, WIA, SANE, ICA	TWAIN, WIA, SANE, ICA
Document Capture Pro, Document Capture Pro Server, Document Capture for Mac, Epson Event Manager (Mac), Epson Scan 2, Sprint 9.0 (Mac OS)	Epson Scan 2, SilverFast Ai	Epson Scan 2, SilverFast Ai
Pull / Push	N/A	N/A
BMP, JPEG, TIFF, multi-TIFF, PNG, PDF, PDF/A, searchable PDF, docx, xlsx, pptx	JPEG, TIFF, PDF	JPEG, TIFF, multi-TIFF, PDF
✓	✓	✓
✓	✓	✓
✓	✓	✓
✓	✓	✓
✓	N/A	N/A
N/A	N/A	N/A
✓	✓	✓
✓	✓	✓
26.9 kg	14.3 kg	20.5 kg
12 months onsite service	12 months onsite service	12 months onsite service
640 x 522 x 289 mm	656 x 458 x 158 mm	656 x 460 x 292 mm



Please recycle responsibly

For further information please contact your local Epson office or visit www.epson.eu/contact-us

Algeria +213 770 938 617 **Austria** 01 253 49 78 333 **Belgium** +32 (0)2 792 04 47 **Czech** +420 246 037 281 **Denmark** 44 50 85 85 **Ethiopia** +254700760366 **Finland** 09-3158 3267 **France** 09 74 75 04 04 (Cost of local call, operator charges may apply) **Germany** +49 (0) 2159/92 79 500 **Greece** (0030) 211 198 62 12 **Hungary** 06800 147 83 **Ireland** 01 436 7742 **Israel** (+972)-3-5751833 **Italy** 02-660321 10 (0,12 €/min) **Kenya** +254 207 904 566 **Luxembourg** +352 27860692 **Middle East** +9714 2677638 **Morocco** +212 520 134 040 **Netherlands** +31 (0)20 708 5099 **Norway** +47 67 11 37 00 **Poland** +48 22 295 37 25 (0,16 zł/min) **Portugal** 707 222 111 **Romania** 0040 214025024 **Russia** (095) 777-03-55 **Slovakia** +421 232 786 682 **Southern Africa** +27 (0) 10 109 5320 **Spain** 93 582 15 00 **Sweden** +46 8 5051 3701 (Mobilsamtal – 0,99 kr/min, Lokala samtal – 0,30 kr/min, Utlandssamtal – 0,89 kr/min) **Switzerland** 022 592 7923 **Tanzania** +255 080 011 1014 **Tunisia** +216 9811 5564 **Turkey** (0212) 3360303 **Uganda** +256 205 491 148 **United Kingdom** 0871 42 37766 (+10p per minute plus network extras) **West Africa** +2349046648285

Trademarks and registered trademarks are the property of Seiko Epson Corporation or their respective owners. Product information is subject to change without prior notice.

EPSON®