

Print and scan guide



EPSON®

Contents

The benefits of Heat-Free printing technology

Business as usual is the new normal

Business imaging solutions

DURABrite Ultra Ink and DURABrite Pro Ink

Business Inkjet

■ WorkForce Enterprise	10
WF-AM-C4000, WF-AM-C5000, WF-AM-C6000 C20750D4TW, WF-C21000D4TW, WF-M21000D4TW	
■ WorkForce Pro A3+ RIPS	11
WF-C878R, WF-C879R	
■ WorkForce Pro A3+ Colour	11
WF-C8190DW, WF-C8610DWF, WF-C8690DWF	
■ WorkForce Pro A4 RIPS	12
WF-C529R, WF-C579R	
■ WorkForce Pro A4 Colour	12-13
WF-C4310DW, WF-C4810DTWF, WF-C5390DW, WF-C5890DWF	
■ WorkForce Pro A4 Mono	13
WF-M5299DW, WF-M5799DWF	
■ EcoTank Pro	14
ET-5880, ET-16680, ET-M1180, ET-M3180, ET-M16680	

Dot Matrix

■ 24 pin - Passbook	15
PLQ-35, PLQ-50, PLQ-50CSM	
■ 24 pin	15
LQ-350, LQ-590II, LQ-590IIN, LQ-630, LQ-690II, LQ-690IIN, LQ-780, LQ-780N, LQ-2090II, LQ-2090IIN, LQ-2190, DLQ-3500II, DLQ-3500IIN	
■ 9 pin	15
LX-350, LX-1350, FX-890II, FX-890IIN, FX-2190II, FX-2190IIN, DFX-9000, DFX-9000N	

Document Scanners

■ A4 Mobile	19
ES-50, ES-60W, DS-70, DS-80W, DS-310, DS-360W	
■ A4 Sheetfed	20-21
DS-410, ES-500WII, DS-530II / DS-530N, ES-580W, DS-730N, DS-770II, DS-790WN, DS-870, DS-970	
■ A3 Sheetfed	22
DS-30000, DS-32000	
■ A4 Flatbed	23
DS-1630, DS-1660W, DS-6500 / DS-6500N, DS-7500 / DS-7500N	
■ A3 Flatbed	24
DS-50000 / DS-50000N, DS-60000 / DS-60000N, DS-70000 / DS-70000N, Expression 12000XL, Expression 12000XL Pro	

The benefits of Heat-Free printing technology



Save time with consistent high-speed printing

Heat-Free Printing Technology requires no heat to warm up when it is switched on or awoken from sleep. This means printing starts immediately.



Less power consumption saves energy and money

Heat-Free Printing Technology uses less power because it does not use heat to warm up. As inkjets have no fuse unit to heat, this results in significantly less energy consumption.



Fewer replacement parts, lower environmental impact

Laser printers typically have more consumables and require periodic replacement of the drum, transfer belt and fuse in many cases. Thanks to Heat-Free Printing Technology, our inkjet printers use fewer parts that need replacing.

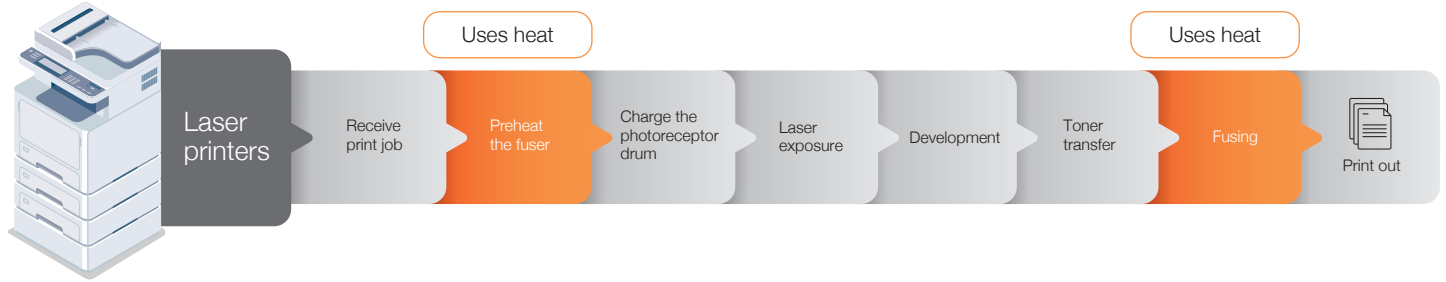


Less intervention increases productivity

The Heat-Free structure of Epson inkjet printers means that there are fewer parts that can fail, which reduces the amount of intervention required.

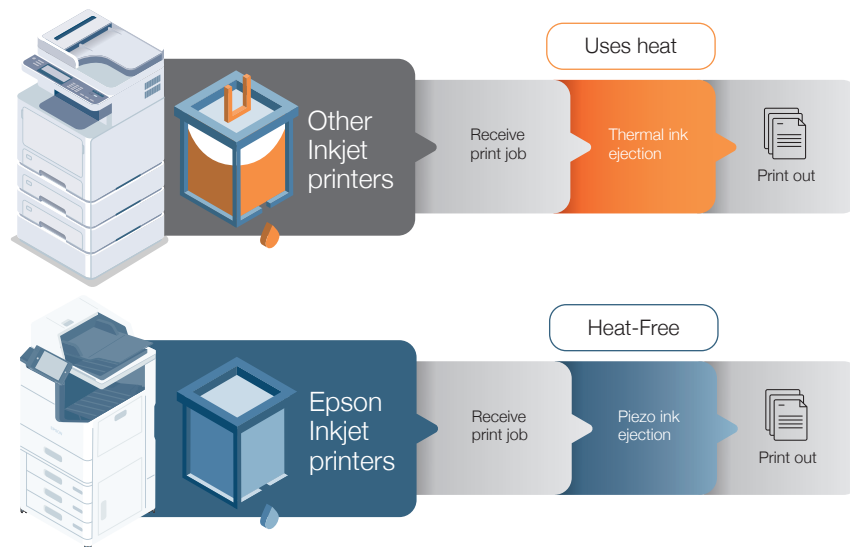
Laser printing process

Typically this is a complex process involving separate stages. It requires preheating the fuser, and again uses heat to fuse the toner to the paper.



Inkjet printing process

This method is comprised of only three stages to achieve a printout.



Business as usual is the new normal

Epson offers professional and affordable solutions for remote workers and enables safe social distancing in office spaces.

Flexible solutions for every space

Epson's wide range of innovative and easy-to-use multifunction printers allow users to remain productive without compromise. Enable safe social distancing in the workplace and work with ease at home.

Making the most of printer fleets

Navigating the challenges of social distancing in the office environment is made easier with Epson printer fleets. A fleet of decentralised desktop A4 printers will help create a safer workplace. Not only will this reduce touchpoints between staff, it could also improve employee productivity, with less waiting time for prints to be delivered. The management and monitoring of those devices is simplified with Epson Device Admin. Service partners benefit from Epson Remote Services to remotely analyse the potential issues, and therefore provide a faster service, maximising device uptime.

Where centralised printing zones is required in the office, Epson has simple and smart software solutions that will instantly make the workplace a safer space. Epson Print Admin and Pull Print features only allow prints to be released from print queue once the sender is physically there to retrieve them, limiting pages left in the print tray that others handle and search through.

Plus, you can set up contactless printing. Simply swipe an ID card to the release process and remove the need to touch the printer.



Business imaging solutions

Discover how Epson and its partner solutions take advantage of our printers to meet the needs of businesses from SMBs to large enterprises, and can be adapted to suit vertical market needs.

Fleet management



Epson Device Admin (EDA)

Control, analyse and manage your printer fleet centrally from one intuitive interface, designed to increase productivity, reduce costs and ensure maximum security.

Remote Service and Support



Epson Remote Services (ERS)

Epson's cloud-based device monitoring and management system helps your service provider to perform accurate remote diagnosis without compromising on the security. Arm service technicians with the information they need to achieve higher first fix rates and increase your device uptime.



ERS embedded agent

Benefit from the added value of ERS in combination with the embedded agent for a seamless setup and use.

Mobile and cloud printing



Mobile and Cloud printing

Turn your tablet or smartphone into a powerful office assistant. Epson's mobile and cloud printing services allow you to print and scan from your smartphone and tablet - in the office and on the go.



Workflow and security



Epson Print Admin (EPA)

Boost productivity and monitor print usage via a server-based solution that creates a secure printing, scanning and copying environment through user-authentication.



Epson Print Admin Serverless (EPA Serverless)

Seamlessly integrate devices into your security and compliance rules and regulations, without the burden of maintaining a server system.



Document Capture Pro (DCP)

Scan, save and share information easily. Advanced features for naming, separating and routing documents makes scanning simple and logical.



Document Capture Pro Server (DCPS)

For our multi-function devices, with Document Capture Pro Server administrators can manage push scan functions without installing software on individual computers.

Third party integration



Epson Open Platform (EOP)

Gain complete control of your printing operations via a web-based application that enables you to adapt your printer to meet specific and changing business requirements with solutions that help you better manage your printing.

For more about Epson and third-party solutions please visit www.epson.eu/bis

DURABrite Ultra Ink and DURABrite Pro Ink

Epson's business inkjet printers use high-quality - ISO 11798:2000 certified¹ - DURABrite Ultra Ink and DURABrite Pro Ink that deliver business-quality prints that are water, smudge and highlighter resistant. With printing costs being a big concern for any business, Epson also offers a choice of cartridge sizes designed to suit the way you print.



Business quality documents

Laser-like text and graphics on plain paper.

Perfect prints

Enhance printed materials with high-quality graphics.

More choice

Print on a wide range of paper, including high impact colour on glossy media.



¹ DURABrite Ultra Ink and DURABrite Pro Ink have been certified ISO 11798:2000 by Research Institute of Sweden (RISE). For more information visit www.ri.se

Business inkjet product overview



WorkForce Enterprise: Fast and efficient

Print high-quality documents with this reliable and environmentally-friendly departmental colour and mono A3+ business multi-function printer (MFP) range.



WorkForce Pro A3+ RIPS: High yield printing

Discover our Replaceable Ink Pack System (RIPS) technology for super high-yield printing with minimal waste.



WorkForce Pro A3+ colour: Stay connected

Perfect for businesses of all sizes, A3+ colour printers with GigaBit Ethernet connectivity are ideal for enterprise integration.



WorkForce Pro A4 RIPS: Less waste

Epson's latest A4 Replaceable Ink Pack System (RIPS) products offer exceptionally high ink yields, low total cost of ownership (TCO) and a low environmental impact.



WorkForce Pro A4 colour: Low environmental impact

Reliable, connected and flexible, our WorkForce Pro business printers boost productivity and deliver low energy consumption and fast speeds.



WorkForce Pro A4 mono: Packed with features

Feature-rich A4 mono printers with duplex printing, Ethernet connectivity and fast print speeds.



EcoTank Pro colour A4: Extremely low TCO

With an extremely low TCO, this reliable colour printer also offers an easy-access, no-spill, no-mess refill system.



EcoTank Pro mono A4: Lower costs






EcoTank business printers deliver an extremely low TCO in a user-friendly and compact design.

Business inkjet printers

	Business Inkjet					
	WorkForce Enterprise					
Model name	WF-AM-C4000	WF-AM-C5000	WF-AM-C6000	WF-C20750D4TW	WF-C21000D4TW	WF-M21000D4TW
						
Functions	A3 multifunction up to 4-in-1 device*	A3 multifunction up to 4-in-1 device*	A3 multifunction up to 4-in-1 device*	SRA3, multifunction up to 4-in-1 device*	SRA3, multifunction up to 4-in-1 device*	SRA3, multifunction up to 4-in-1 device*
First page out print	6 sec Mono / Colour	5.1 sec Mono / Colour	4.5 sec Mono / Colour	7 sec Mono / Colour	6.2 sec Mono / Colour	6.2 sec Mono
Print speed (ISO)	40ppm Mono / Colour	50ppm Mono / Colour	60ppm Mono / Colour	75 ppm Mono / Colour	100 ppm Mono / Colour	100 ppm Mono
Print resolution	600 x 2,400 dpi	600 x 2,400 dpi	600 x 2,400 dpi	Up to 600 x 2,400 dpi	Up to 600 x 2,400 dpi	Up to 600 x 2,400 dpi
PCL & PostScript compatible	Yes	Yes	Yes	Yes	Yes	Yes
Print from USB	Yes (PDF / TIFF / JPEG)	Yes (PDF / TIFF / JPEG)	Yes (PDF / TIFF / JPEG)	Yes (PDF / TIFF / JPEG)	Yes (PDF / TIFF / JPEG)	Yes (PDF / TIFF / JPEG)
Scan speed (ISO)	60 ipm (simplex) 120 ipm (duplex)	60 ipm (simplex) 120 ipm (duplex)	60 ipm (simplex) 120 ipm (duplex)	60 ipm (simplex) 110 ipm (duplex)	60 ipm (simplex) 110 ipm (duplex)	60 ipm (simplex) 110 ipm (duplex)
Scan resolution (Maximum)	600 x 1,200 dpi	600 x 1,200 dpi	600 x 1,200 dpi	600 x 600 dpi	600 x 600 dpi	600 x 600 dpi
Scan Functions	Email, FTP, Network folders, Computer (Epson Document Capture Pro), Microsoft SharePoint® with Epson Document Capture Pro option, USB Memory Device	Email, FTP, Network folders, Computer (Epson Document Capture Pro), Microsoft SharePoint® with Epson Document Capture Pro option, USB Memory Device	Email, FTP, Network folders, Computer (Epson Document Capture Pro), Microsoft SharePoint® with Epson Document Capture Pro option, USB Memory Device	Email, FTP, Network folders, Computer (Epson Document Capture Pro), Microsoft SharePoint® with Epson Document Capture Pro option, USB Memory Device	Email, FTP, Network folders, Computer (Epson Document Capture Pro), Microsoft SharePoint® with Epson Document Capture Pro option, USB Memory Device	Email, FTP, Network folders, Computer (Epson Document Capture Pro), Microsoft SharePoint® with Epson Document Capture Pro option, USB Memory Device
Copy speed (ISO)	40 ipm Mono / Colour	50 ipm Mono / Colour	60 ipm Mono / Colour	75 ipm Mono / Colour	100 ipm Mono / Colour	Up to 100 ipm Mono
Zoom ratio	25 - 400%	25 - 400%	25 - 400%	25 - 400%	25 - 400%	25 - 400%
Copy resolution	600 x 1,200 dpi	600 x 1,200 dpi	600 x 1,200 dpi	600 x 1,200 dpi	600 x 1,200 dpi	600 x 1,200 dpi
Fax transmission speed	Up to 33.6 Kbps	Up to 33.6 Kbps	Up to 33.6 Kbps	Up to 33.6 Kbps	Up to 33.6 Kbps	Up to 33.6 Kbps
Fax memory	6MB / 550 pages	6MB / 550 pages	6MB / 550 pages	6MB / 550 pages	6MB / 550 pages	6MB / 550 pages
Mobile and cloud printing	Epson iPrint, Email Print, Remote Print Driver, Scan-to-Cloud	Epson iPrint, Email Print, Remote Print Driver, Scan-to-Cloud	Epson iPrint, Email Print, Remote Print Driver, Scan-to-Cloud	Epson iPrint, Email Print, Remote Print Driver, Scan-to-Cloud	Epson iPrint, Email Print, Remote Print Driver, Scan-to-Cloud	Epson iPrint, Email Print, Remote Print Driver, Scan-to-Cloud
Epson Solution compatibility	Epson Print Admin, Epson Print Admin Serverless, Epson Open Platform, Document Capture Pro, Document Capture Pro Server, Epson Remote Services, ERS embedded agent, Epson Device Admin	Epson Print Admin, Epson Print Admin Serverless, Epson Open Platform, Document Capture Pro, Document Capture Pro Server, Epson Remote Services, ERS embedded agent, Epson Device Admin	Epson Print Admin, Epson Print Admin Serverless, Epson Open Platform, Document Capture Pro, Document Capture Pro Server, Epson Remote Services, ERS embedded agent, Epson Device Admin	Epson Print Admin, Epson Print Admin Serverless, Epson Open Platform, Document Capture Pro, Document Capture Pro Server, Epson Remote Services, ERS embedded agent, Epson Device Admin	Epson Print Admin, Epson Print Admin Serverless, Epson Open Platform, Document Capture Pro, Document Capture Pro Server, Epson Remote Services, ERS embedded agent, Epson Device Admin	Epson Print Admin, Epson Print Admin Serverless, Epson Open Platform, Document Capture Pro, Document Capture Pro Server, Epson Remote Services, ERS embedded agent, Epson Device Admin
Interfaces	Wired Network (10BaseT / 100Base-TX / 1000-Base-T), Wireless Network, USB (USB 3.2 Gen 1x1 Type B, USB 2.0 Type A, Internal USB 2.0 Type A for Card Reader)	Wired Network (10BaseT / 100Base-TX / 1000-Base-T), Wireless Network, USB (USB 3.2 Gen 1x1 Type B, USB 2.0 Type A, Internal USB 2.0 Type A for Card Reader)	Wired Network (10BaseT / 100Base-TX / 1000-Base-T), Wireless Network, USB (USB 3.2 Gen 1x1 Type B, USB 2.0 Type A, Internal USB 2.0 Type A for Card Reader)	Wired Network (10BaseT / 100Base-TX), Wireless Network, USB (High Speed USB 2.0 / USB 3.0 / USB 1.1 Type A), Wi-Fi Direct	Wired Network (10BaseT / 100Base-TX), Wireless Network, USB (High Speed USB 2.0 / USB 3.0 / USB 1.1 Type A), Wi-Fi Direct	Wired Network (10BaseT / 100Base-TX / 1000Base-TX), Wireless Network, USB (High Speed USB 2.0 / USB 3.0 / USB 1.1 Type A), Wi-Fi Direct
Plain paper size	A3, A4, A5, B6, B5, B4, Letter, Executive, C5 (Envelope), User defined	A3, A4, A5, B6, B5, B4, Letter, Executive, C5 (Envelope), User defined	A3, A4, A5, B6, B5, B4, Letter, Executive, C5 (Envelope), User defined	SRA3, A3, A4, Postcard, A3+, A5, A6, B4, B5, B6, C4 (Envelope), C5 (Envelope), C6 (Envelope), DL (Envelope), Executive, Letter, Legal, HLT, No. 10 (Envelope), User defined	SRA3, A3, A4, Postcard, A3+, A5, A6, B4, B5, B6, C4 (Envelope), C5 (Envelope), C6 (Envelope), DL (Envelope), Executive, Letter, Legal, HLT, No. 10 (Envelope), User defined	SRA3, A3, A4, Postcard, A3+, A5, A6, B4, B5, B6, C4 (Envelope), C5 (Envelope), C6 (Envelope), DL (Envelope), Executive, Letter, Legal, HLT, No. 10 (Envelope), User defined
Paper capacity	Standard: 1,150 sheets (500 sheets per tray + 150 MP Tray) Max: 5,150 sheets	Standard: 1,150 sheets (500 sheets per tray + 150 MP Tray) Max: 5,150 sheets	Standard: 1,150 sheets (500 sheets per tray + 150 MP Tray) Max: 5,150 sheets	Standard: 2,350 sheets (550 sheets per tray + 150 MP Tray); Max: 5,350 sheets	Standard: 2,350 sheets (550 sheets per tray + 150 MP Tray); Max: 5,350 sheets	Standard: 2,350 sheets (550 sheets per tray + 150 MP Tray); Max: 5,350 sheets
LCD display	25.7 cm colour touch-screen	25.7 cm colour touch-screen	25.7 cm colour touch-screen	22.7 cm colour touch-screen	22.7 cm colour touch-screen	22.7 cm colour touch-screen
Power consumption Operating / Ready / Sleep / Power Off	115 Watt (standalone copying, ISO/IEC 24712 pattern), 1 Watt (sleep mode), 46 Watt (Ready), 0.1 Watt (Power off), TEC 0.22 kWh/week	115 Watt (standalone copying, ISO/IEC 24712 pattern), 1 Watt (sleep mode), 46 Watt (Ready), 0.1 Watt (Power off), TEC 0.23 kWh/week	115 Watt (standalone copying, ISO/IEC 24712 pattern), 1 Watt (sleep mode), 46 Watt (Ready), 0.1 Watt (Power off), TEC 0.25 kWh/week	160 Watt (standalone copying, ISO/IEC 24712 pattern), 1.1 Watt (sleep mode), 76 Watt (Ready), 0.1 Watt (Power off), TEC 0.34 kWh/week	170 Watt (standalone copying, ISO/IEC 24712 pattern), 1.1 Watt (sleep mode), 76 Watt (Ready), 0.1 Watt (Power off), TEC 0.4 kWh/week	170 Watt (standalone copying, ISO/IEC 24712 pattern), 1.1 Watt (sleep mode), 76 Watt (Ready), 0.1 Watt (Power off), TEC 0.4 kWh/week
Dimensions (W x D x H)	555 x 620 x 963 mm	555 x 620 x 963 mm	555 x 620 x 963 mm	674 x 757 x 1,243 mm	674 x 757 x 1,243 mm	674 x 757 x 1,243 mm
Weight	99.4 kg	99.4 kg	99.4 kg	177.1 kg	177.1 kg	177.1 kg





*Fax optional at an additional cost

Product variations key: **N** - Network Connectivity **W** - Wireless Connectivity **F** - Fax **D** - Duplex **T** - Includes optional paper tray

	Business Inkjet				
	Pro A3+ RIPS		A3+ Colour		
Model name	WF-C878RD3TWFC	WF-C879RD3TWFC	WF-C8190DW	WF-C8610DWF	WF-C8690DWF
					
Functions	Multifunction up to 4-in-1 device	Multifunction up to 4-in-1 device	A3+ single function	A3+ multifunction 4-in-1	A3+ multifunction 4-in-1
First page out print	5.5 sec Mono / Colour	5.5 sec Mono / Colour	5.5 sec Mono / Colour	5.5 sec Mono / Colour	5.5 sec Mono / Colour
Print speed (ISO)	25 ppm Mono / 24 ppm Colour	26 ppm Mono / 25 ppm Colour	24 ppm Mono / Colour	24 ppm Mono / Colour	24 ppm Mono / Colour
Print resolution	Up to 4,800 x 1,200 dpi	Up to 4,800 x 1,200 dpi	Up to 4,800 x 1,200 dpi	Up to 4,800 x 1,200 dpi	Up to 4,800 x 1,200 dpi
PCL & PostScript compatible	Yes	Yes	Yes	-	Yes
Print from USB	Yes (PDF / TIFF / JPEG)	Yes (PDF / TIFF / JPEG)	-	Yes (TIFF / JPEG)	Yes (PDF / TIFF / JPEG)
Scan speed (ISO)	25 ipm (simplex) 45 ipm (duplex)	50 ipm (simplex) 100 ipm (duplex)	-	25 ipm Mono / Colour	25 ipm Mono / Colour
Scan resolution (Maximum)	600 x 600 dpi	600 x 600 dpi	-	1,200 x 2,400 dpi	1,200 x 2,400 dpi
Scan functions	Scan to Email, Scan to FTP, Scan to Network folders, Scan to USB, Computer (Epson Document Capture Pro), Microsoft SharePoint®, SharePoint Online, OneDrive, OneNote, Google Drive and Dropbox with Epson Document Capture Pro, USB Memory Device / Card	Scan to Email, Scan to FTP, Scan to Network folders, Scan to USB, Computer (Epson Document Capture Pro), Microsoft SharePoint®, SharePoint Online, OneDrive, OneNote, Google Drive and Dropbox with Epson Document Capture Pro, USB Memory Device / Card	-	Scan to cloud, email, PC, FTP, network folder, Microsoft Sharepoint, USB memory, Document Capture Pro	Scan to cloud, email, PC, FTP, network folder, Microsoft Sharepoint, USB memory, Document Capture Pro
Copy speed (ISO)	22 ipm Mono / 21 ipm Colour	22 ipm Mono / 21 ipm Colour	-	22 ipm Mono / 21 ipm Colour	22 ipm Mono / 21 ipm Colour
Zoom ratio	25 - 400%	25 - 400%	-	25 ~ 400%, auto fit function	25 ~ 400%, auto fit function
Copy resolution	Up to 600 x 600 dpi (optical) 600 x 1,200 dpi (maximum)	Up to 600 x 600 dpi (optical) 600 x 1,200 dpi (maximum)	-	Up to 600 x 1,200 dpi	Up to 600 x 1,200 dpi
Fax transmission speed	Up to 33.6 Kbps	Up to 33.6 Kbps	-	Up to 33.6 Kbps	Up to 33.6 Kbps
Fax memory	6MB / 550 pages	6MB / 550 pages	-	6 MB / 550 pages	6 MB / 550 pages
Mobile and cloud printing	Epson iPrint, Email Print, Remote Print Driver, Scan-to-Cloud, Apple AirPrint*	Epson iPrint, Email Print, Remote Print Driver, Scan-to-Cloud, Apple AirPrint*	Apple AirPrint*, Epson iPrint	Apple AirPrint*	Apple AirPrint*, Epson iPrint
Solution compatibility	Epson Print Admin, Epson Open Platform, Document Capture Pro, Document Capture Pro Server, Epson Remote Services, ERS embedded agent, Epson Device Admin	Epson Print Admin, Epson Print Admin Serverless, Epson Open Platform, Document Capture Pro, Document Capture Pro Server, Epson Remote Services, ERS embedded agent, Epson Device Admin	Epson Print Admin, Epson Remote Services, Epson Device Admin	Epson Device Admin, Epson Remote Services, Document Capture Pro	Epson Print Admin, Epson Open Platform, Document Capture Pro, Epson Remote Services, Epson Device Admin
Interfaces	Wired Network (10BaseT / 100Base-TX / 1000Base-T), Wireless Network, USB (High Speed USB 2.0 / USB 3.0 / USB 1.1 Type A), WiFi Direct	Wired Network (10BaseT / 100Base-TX / 1000Base-T), Wireless Network, USB (High Speed USB 2.0 / USB 3.0 / USB 1.1 Type A), WiFi Direct	Wired Network (10BaseT / 100Base-TX / 1000Base-T), Wireless Network, USB (USB 3.0), Wi-Fi Direct	Wired Network (10BaseT / 100Base-TX / 1000Base-T), Wireless Network, USB (USB 3.0), Wi-Fi Direct	Wired Network (10BaseT / 100Base-TX / 1000Base-T), Wireless Network, USB (USB 3.0), Wi-Fi Direct
Plain paper size	A3+, A3, A4, A5, A6, B5, C4 (Envelope), C6 (Envelope), No. 10 (Envelope), Letter, 10 x 15 cm, 13 x 18 cm, 20 x 25 cm, Legal, A3, B4, B6, C5 (Envelope), DL (Envelope), HLT, EXE, Tabloid	A3+, A3, A4, A5, A6, B5, C4 (Envelope), C6 (Envelope), No. 10 (Envelope), Letter, Legal, 10 x 15 cm, 13 x 18 cm, 20 x 25 cm, A3, B4, B6, C5 (Envelope), DL (Envelope), HLT, EXE, Tabloid	A3+, A3, A4, A5, A6, B5, Letter, Legal, Envelope #10, DL, C6, C4, Photo 9 x 13 cm, 13 x 18 cm, 10 x 15 cm, 20 x 25 cm, 16:19 wide, user defined 89 x 127 mm ~ 215.9 x 1,200 mm	A3+, A3, A4, A5, A6, B5, Letter, Legal, Envelope #10, DL, C6, C4, Photo 9 x 13 cm, 13 x 18 cm, 10 x 15 cm, 20 x 25 cm, 16:19 wide, user defined 89 x 127 mm ~ 215.9 x 1,200 mm	A3+, A3, A4, A5, A6, B5, Letter, Legal, Envelope #10, DL, C6, C4, Photo 9 x 13 cm, 13 x 18 cm, 10 x 15 cm, 20 x 25 cm, 16:19 wide, user defined 89 x 127 mm ~ 215.9 x 1,200 mm
Paper capacity	Front: 250 sheets Rear: 85 sheets Option: 500 sheets x3	Front: 250 sheets Rear: 150 sheets Option: 500 sheets x3	Standard: 335 sheets (85-sheet, Rear ASF + 250-sheet Front), Max: 1835 sheets (85-sheet Rear ASF + 250-sheet Front Cassette 1 + 3x 500-sheet Front Cassette 2-4)	Standard: 335 sheets (85-sheet Rear ASF + 250-sheet Front)	Standard: 335 sheets (85-sheet Rear ASF + 250-sheet Front) Max: 1835 sheets (85-sheet Rear ASF + 250-sheet Front Cassette 1 + 3x 500-sheet Front Cassette 2-4)
LCD display	12.7 cm colour touch-screen	12.7 cm colour touch-screen	6.1 cm colour LCD	12.7 cm colour touch-screen	12.7 cm colour touch-screen
Power consumption Operating / Ready / Sleep / Power Off	40 Watt (standalone copying, ISO/IEC 24712 pattern), 17 Watt (Ready), 1.4 Watt (Sleep mode), 0.3 Watt (Power off) TEC 0.22 kWh/week	50 Watt (standalone copying, ISO/IEC 24712 pattern), 24 Watt (Ready), 1.2 (Sleep mode), 0.3 Watt (Power off) TEC 0.25 kWh/week	1.2 Watt (sleep mode), 8.5 Watt (Ready), 0.2 Watt (Power off), TEC 0.2 kWh/week	39 Watt (standalone copying, ISO/IEC 24712 pattern), 1.3 Watt (sleep mode), 17 Watt (Ready), 0.2 Watt (Power off), TEC 0.2 kWh/week	39 Watt (standalone copying, ISO/IEC 24712 pattern), 1.3 Watt (sleep mode), 18 Watt (Ready), 0.2 Watt (Power off), TEC 0.2 kWh/week
Dimensions (W x D x H)	621 x 652 x 1107 mm	621 x 751 x 1177 mm	613 x 755 x 386 mm	613 x 755 x 493 mm	613 x 755 x 493 mm
Weight	125.1 kg	141 kg	35.3 kg (inks / power cable excluded)	45.8 kg (inks / power cable excluded)	45.8 kg (inks / power cable excluded)





*AirPrint-enabled printers work with iPhone 4s and later, iPad 2 and later, all models of iPad Air and iPad mini, and iPod touch 5th generation with the latest version of iOS, and Mac with the latest version of OS X.

Product variations key: **N** - Network Connectivity **W** - Wireless Connectivity **F** - Fax **D** - Duplex **T** - Includes optional paper tray

	Business Inkjet			
	Pro A4 RIPS		A4 Colour	
Model name	WF-C529RDTW	WF-C579RDTWF	WF-C5390DW	WF-C5890DWF
				
Functions	A4 single function	A4 multifunction 4-in-1	A4 single function	A4 multifunction 4-in-1
First page out print	4.8 sec Mono / 5.3 sec Colour	4.8 sec Mono / 5.3 sec Colour	4.8 sec Mono / 5.3 sec Colour	4.8 sec Mono / 5.3 sec Colour
Print speed (ISO)	24 ppm Mono / Colour	24 ppm Mono / Colour	25 ppm Mono / Colour	25 ppm Mono / Colour
Print resolution	Up to 4,800 x 1,200 dpi	Up to 4,800 x 1,200 dpi	Up to 4,800 x 1,200 dpi	Up to 4,800 x 1,200 dpi
PCL & PostScript compatible	Yes	Yes	Yes	Yes
Print from USB	-	Yes (PDF / TIFF / JPEG)	Yes (PDF / TIFF / JPEG)	Yes (PDF / TIFF / JPEG)
Scan speed (ISO)	-	30 ipm (simplex) 60 ipm (duplex)	-	24 ipm Mono / Colour
Scan resolution (Maximum)	-	1,200 x 2,400 dpi	-	1,200 x 2,400 dpi
Scan functions	-	Scan to Email, Scan to FTP, Scan to Network folders, Computer (Epson Document Capture Pro), USB Memory Device / Card	-	Scan to Email, Scan to FTP, Scan to Network folders, Computer (Epson Document Capture Pro), USB Memory Device / Card
Copy speed (ISO)	-	22 ipm Mono / Colour	-	22 ipm Mono / Colour
Zoom ratio	-	25 - 400%	-	25 - 400%
Copy resolution	-	Up to 600 x 600 dpi (optical) 600 x 1,200 dpi (maximum)	-	Up to 600 x 1,200 dpi
Fax transmission speed	-	Up to 33.6 Kbps	-	Up to 33.6 Kbps
Fax memory	-	6MB / 550 pages	-	6MB / 550 pages
Mobile and cloud printing	Epson iPrint, Email Print, Remote Print Driver, Apple AirPrint*	Epson iPrint, Email Print, Remote Print Driver, Scan-to- Cloud, Apple AirPrint*	Epson Connect (iPrint, Email Print, Remote Print Driver), Apple AirPrint*, Google Cloud Print	Epson Connect (iPrint, Email Print, Remote Print Driver), Apple AirPrint*, Google Cloud Print
Solution compatibility	Epson Print Admin, Epson Remote Services, ERS embedded agent Epson Device Admin	Epson Print Admin, Epson Open Platform, Document Capture Pro, Document Capture Pro Server, Epson Remote Services, ERS embedded agent, Epson Device Admin	Epson Print Admin, Epson Remote Services, ERS embedded agent, Epson Device Admin	Epson Print Admin, Epson Open Platform, Document Capture Pro, Document Capture Pro Server, Epson Remote Services, ERS embedded agent, Epson Device Admin
Interfaces	Wired Network (10BaseT / 100Base-TX / 1000Base-T), Wireless Network, USB (USB 2.0), Wi-Fi Direct	Wired Network (10BaseT / 100Base-TX / 1000Base-T), Wireless Network, USB (USB 2.0), Wi-Fi Direct	Wireless LAN IEEE 802.11b/g/n, Wi-Fi Direct, Hi-Speed USB - compatible with USB 2.0 specification, Ethernet Interface (1000 Base-T / 100-Base TX / 10-Base-T), USB 2.0-A (2x)	Wireless LAN IEEE 802.11b/g/n, Wi-Fi Direct, Hi-Speed USB - compatible with USB 2.0 specification, Ethernet Interface (1000 Base-T / 100-Base TX / 10-Base-T), USB 2.0-A (2x)
Plain paper size	A4, A5, A6, B5, B6, C4 (Envelope), C6 (Envelope), DL (Envelope), Letter, Legal, 9 x 13 cm, 10 x 15 cm, 13 x 18 cm, 16:9, HLT, EXE, User defined	A4, A5, A6, B5, B6, C4 (Envelope), C6 (Envelope), DL (Envelope), No. 10 (Envelope), Letter, Legal, 9 x 13 cm, 10 x 15 cm, 13 x 18 cm, 16:9, HLT, EXE, User defined	A4, A5, A6, B5, Letter, Legal, Envelope #10, DL, C6, C5, 9 x 13 cm, 13 x 18 cm, 10 x 15 cm	A4, A5, A6, B5, Letter, Legal, Envelope #10, DL, C6, C4, 9 x 13 cm, 13 x 18 cm, 10 x 15 cm
Paper capacity	Standard: 330 sheets Max: 1,330 sheets	Standard: 330 sheets Max: 1,330 sheets	Standard: 335-sheets (85-sheet Rear ASF + 250-sheet Front) Optional: 3 x 500-sheet paper tray Max: 1,830 sheets	Standard: 335-sheets (85-sheet Rear ASF + 250-sheet Front) Optional: 3 x 500-sheet paper tray Max: 1,830 sheets
LCD display	6.1 cm colour LCD	10.9 cm colour touch-screen	6.1 cm colour LCD	10.9 cm colour touch-screen
Power consumption Operating / Ready / Sleep / Power Off	1.2 Watt (sleep mode), 24 Watt (Printing), 8 Watt (Ready), 0.2 Watt (Power off), TEC 0.18 kWh/week	29 Watt (standalone copying, ISO/IEC 24712 pattern), 1.3 Watt (sleep mode), 14 Watt (Ready), 0.2 Watt (Power off), TEC 0.19 kWh/week	1.1 Watt (sleep mode), 25 Watt (Printing), 9.8 Watt (Ready), 0.2 Watt (Power off), TEC 0.17 kWh/week	1.2 Watt (sleep mode), 27 Watt (Printing), 11.7 Watt (Ready), 0.2 Watt (Power off), TEC 0.18 kWh/week
Dimensions (W x D x H)	425 x 535 x 513 mm	425 x 535 x 513 mm	425 x 535 x 357 mm	425 x 535 x 357 mm
Weight	19.3 kg	23 kg	15.3 kg	18.7 kg






*AirPrint-enabled printers work with iPhone 4s and later, iPad 2 and later, all models of iPad Air and iPad mini, and iPod touch 5th generation with the latest version of iOS, and Mac with the latest version of OS X.

Product variations key: **N** - Network Connectivity **W** - Wireless Connectivity **F** - Fax **D** - Duplex **T** - Includes optional paper tray




	Business Inkjet			
	A4 Colour		A4 Mono	
Model name	WF-C4310DW	WF-C4810DTWF	WF-M5299DW	WF-M5799DWF
				
Functions	A4 single function	A4 multifunction 4-in-1	A4 single function	A4 multifunction 4-in-1
First page out print	6.4 Sec Mono / 9.3 sec Colour	5.5 sec Mono / 8.5 sec Colour	4.8 sec Mono	4.8 sec Mono
Print speed (ISO)	21 ppm Mono / 11 ppm Colour	25 ppm Mono / 12 ppm Colour	24 ppm Mono	24 ppm Mono
Print resolution	Up to 4,800 x 1,200 dpi	Up to 4,800 x 1,200 dpi	Up to 1,200 x 2,400 dpi	Up to 1,200 x 2,400 dpi
PCL & PostScript compatible	-	-	Yes	Yes
Print from USB	-	-	Yes (PDF / TIFF / JPEG)	Yes (PDF / TIFF / JPEG)
Scan speed (ISO)	-	16.5 ipm Mono / Colour	-	24 ipm Mono (simplex) 24 ipm Colour (duplex)
Scan resolution (Maximum)	-	-	-	1,200 x 2,400 dpi
Scan functions	-	-	-	Scan to Email, Scan to FTP, Scan to Network folders, Computer (Epson Document Capture Pro), Microsoft SharePoint®, SharePoint Online, OneDrive, OneNote, Google Drive and Dropbox with Epson Document Capture Pro USB Memory Device / Card
Copy speed (ISO)	-	-	-	22 ipm Mono
Zoom ratio	-	-	-	25 - 400%, auto fit function
Copy resolution	-	-	-	Up to 600 x 600 dpi (optical) 600 x 1,200 dpi (maximum)
Fax transmission speed	-	-	-	Up to 33.6 Kbps
Fax memory	-	-	-	6MB / 550 pages
Mobile and cloud printing	Apple AirPrint*, Epson iPrint	Apple AirPrint*, Epson iPrint	Epson Connect (iPrint, Email Print, Remote Print Driver), Apple AirPrint*, Google Cloud Print	Epson Connect (iPrint, Email Print, Remote Print Driver), Apple AirPrint*, Google Cloud Print
Solution compatibility	Epson Device Admin	Epson Device Admin, Epson Remote Services	Epson Print Admin, Epson Remote Services, Epson Device Admin	Epson Print Admin, Epson Open Platform, Document Capture Pro, Document Capture Pro Server, Epson Remote Services, Epson Device Admin
Interfaces	USB host, Wi-Fi Direct, Hi-Speed USB – compatible with USB 2.0 specification, Wireless LAN IEEE 802.11b/g/n, Ethernet interface (100 Base-TX / 10 Base-T)	USB host, Wi-Fi Direct, Hi-Speed USB – compatible with USB 2.0 specification, Wireless LAN IEEE 802.11b/g/n, Ethernet interface (100 Base-TX / 10 Base-T)	Wireless LAN IEEE 802.11b/g/n, Wi-Fi Direct, Hi-Speed USB - compatible with USB 2.0 specification, Ethernet Interface (1000 Base-T/ 100-Base TX/ 10-Base-T), USB 2.0-A (2x)	Wireless LAN IEEE 802.11b/g/n, Wi-Fi Direct, Hi-Speed USB - compatible with USB 2.0 specification, Ethernet Interface (1000 Base-T/ 100-Base TX/ 10-Base-T), USB 2.0-A (2x)
Plain paper size	A4, Letter	A4, A5, A6, B5, C6, DL (Envelope), 10 x 15 cm, 13 x 18 cm, 16:9, User defined, Legal, Letter	A4, A5, A6, B5, Letter, Legal, Envelope #10, DL, C6, C4, Photo 9 x 13 cm, 13 x 18 cm, 10 x 15 cm, 20 x 25 cm, 16:19 wide, user defined 64 x 127 - 215.9 x 6000 mm	A4, A5, A6, B5, Letter, Legal, Envelope #10, DL, C6, C4, Photo 13 x 18 cm, 10 x 15 cm, 16:19 wide, user defined 55 x 127 - 215.9 x 6000 mm
Paper capacity	Standard: 250-sheets	Standard: 500-sheets	Standard: 330 sheets Max: 1,330 sheets (250 sheet cassette x1 / 80 sheets MP tray / 500 sheets x2)	Standard: 330 sheets Max: 1,330 sheets (250 sheet cassette x1 / 80 sheets MP tray / 500 sheets x2)
LCD display	6.1 cm colour LCD	10.9 cm colour touch-screen	6.1 cm colour LCD	10.9 cm colour touch-screen
Power consumption Operating / Ready / Sleep / Power Off	4.8 Watt (Ready), 0.2 Watt (Power off), 0.9 Watt (sleep mode), TEC 0.14 kWh/week	8.6 Watt (Ready), 0.2 Watt (Power off), 22 Watt (standalone copying, ISO/IEC 24712 pattern), 1.2 Watt (sleep mode), TEC 0.18 kWh/week	1.2 Watt (sleep mode), 23 Watt (Printing), 8 Watt (Ready), 0.2 Watt (Power off), TEC 0.17 kWh/week	23 Watt (standalone copying, ISO/IEC 24712 pattern), 1.4 Watt (sleep mode), 10 Watt (Ready), 0.2 Watt (Power off), TEC 0.20 kWh/week
Dimensions (W x D x H)	425 x 378 x 164 mm	425 x 388 x 330 mm	425 x 535 x 357 mm	425 x 535 x 357 mm
Weight	5.8 kg	11.9 kg	14.9 kg	18.3 kg







*AirPrint-enabled printers work with iPhone 4s and later, iPad 2 and later, all models of iPad Air and iPad mini, and iPod touch 5th generation with the latest version of iOS, and Mac with the latest version of OS X.

Product variations key: **N** - Network Connectivity **W** - Wireless Connectivity **F** - Fax **D** - Duplex **T** - Includes optional paper tray




	EcoTank Pro				
	Colour		Mono		
Model name	ET-5880	ET-16680	ET-M1180	ET-M3180	ET-M16680
					
Functions	A4 multifunction 4-in-1	A3 multifunction 4-in-1	A4 single function	A4 multifunction 4-in-1	A3 multifunction 3-in-1
First page out print	5.5 sec Mono / 5.5 sec Colour	5.5 sec Mono / 5.5 sec Colour	6 sec Mono	6 sec Mono	5.5 sec Mono
Print speed (ISO)	25 ppm Mono / Colour	25 ppm Mono / Colour	20 ppm Mono	20 ppm Mono	25 ppm Mono
Print resolution	4,800 x 2,400 dpi	Up to 4,800 x 1,200 dpi	Up to 1,200 x 2,400 dpi	Up to 1,200 x 2,400 dpi	4,800 x 2,400 dpi
PCL & PostScript compatible	Yes	Yes	Yes	Yes	Yes
Print from USB	Yes (PDF / TIFF / JPEG)	Yes (PDF / TIFF / JPEG)	-	-	Yes (PDF / TIFF / JPEG)
Scan speed (ISO)	27.5 ipm Mono (simplex) 6 ipm Colour (duplex)	26 ipm Mono (simplex) 6 ipm Colour (duplex)	-	7 ipm Mono (simplex) 7 ipm Colour (simplex)	26 ipm Mono (simplex) 6 ipm Colour (duplex)
Scan resolution (Maximum)	1,200 x 2,400 dpi	1,200 x 2,400 dpi	-	1,200 x 2,400 dpi	1,200 x 2,400 dpi
Scan functions	Scan to Email, Scan to FTP, Scan to Network folders	Scan to Email, Scan to FTP, Scan to Network folders	-	-	Scan to Email, Scan to FTP, Scan to Network folders
Copy speed (ISO)	23 ipm Mono / Colour	23 ipm Mono / Colour	-	17 ipm Mono	23 ipm Mono
Zoom ratio	25 - 400%	25 - 400%	-	25 - 400%	25 - 400%
Copy resolution	Up to 600 x 600 dpi (optical)	Up to 600 x 600 dpi (optical)	-	Up to 600 x 600 dpi (optical)	Up to 600 x 600 dpi (optical)
Fax transmission speed	Up to 33.6 Kbps / Approx. 3 sec/page	Up to 33.6 Kbps / Approx. 3 sec/page	-	Up to 33.6 Kbps / Approx. 3 sec/page	-
Fax memory	Up to 550 pages / 6MB (ITU-T No.1 chart)	Up to 550 pages / 6MB (ITU-T No.1 chart)	-	Up to 180 pages / 2MB (ITU-T No.1 chart)	-
Mobile and cloud printing	Epson Connect (iPrint, Email Print, Remote Print Driver, Scan-to-Cloud), Apple AirPrint*, Epson Smart Panel App	Epson Connect (iPrint, Email Print, Remote Print Driver, Scan-to-Cloud), Apple AirPrint*, Epson Smart Panel App	Epson Connect (iPrint, Email Print, Remote Print Driver)	Epson Connect (iPrint, Email Print, Remote Print Driver, Scan-to-Cloud), Apple AirPrint*	Epson Connect (iPrint, Email Print, Remote Print Driver, Scan-to-Cloud), Apple AirPrint* Epson Smart Panel App
Solution compatibility	Epson Remote Services, Epson Device Admin	Epson Device Admin, Epson Net Config, Remote Panel Tool	Epson Remote Services, Epson Device Admin	Epson Remote Services, Epson Device Admin	Epson Device Admin, Epson Net Config, Remote Panel Tool
Interfaces	Hi-Speed USB - compatible with USB 2.0 specification, Ethernet interface (100 Base-TX / 10 Base-T), Wireless LAN IEEE 802.11b/g/n, Wi-Fi Direct, USB host	Hi-Speed USB - compatible with USB 2.0 specification, Ethernet interface (100 Base-TX / 10 Base-T), Wireless LAN IEEE 802.11b/g/n, Wi-Fi Direct, USB host	Hi-Speed USB - compatible with USB 2.0 specification, Ethernet interface (100 Base-TX / 10 Base-T), Wi-Fi Direct, Wireless LAN IEEE 802.11b/g/n	Hi-Speed USB - compatible with USB 2.0 specification, Ethernet interface (100 Base-TX / 10 Base-T), Wi-Fi Direct, Wireless LAN IEEE 802.11b/g/n	Hi-Speed USB - compatible with USB 2.0 specification, Ethernet interface (100 Base-TX / 10 Base-T), Wireless LAN IEEE 802.11b/g/n, Wi-Fi Direct, USB host
Plain paper size	A4, A5, A6, B6, B5, Letter, Legal, Envelope #10, DL, C6, C4	A3+, A3, A4, A5, A6, B5, Letter, Legal, Envelope #10, DL, C6, C4	A4, A5, A6, B6, B5, Letter, Legal, Envelope #10, DL, C6	A4, A5, A6, B5, B6, Letter, Legal, Envelope #10, DL, C6	A3+, A3, A4, A5, A6, B5, Letter, Legal, Envelope #10, DL, C6, C4
Paper capacity	Max: 550 sheets	Max: 550 sheets	Max: 250 sheets	Max: 250 sheets	Max: 550 sheets
LCD display	10.9 cm colour LCD	10.9 cm colour LCD	-	6.1 cm colour LCD	10.9 cm colour LCD
Power consumption Operating / Ready / Sleep / Power Off	0.8 Watt (sleep mode), 19 Watt (Printing), 8.3 Watt (Ready), 0.2 Watt (Power off), TEC 0.13 kWh/week	0.9 Watt (sleep mode), 20 Watt (Printing), 10.3 Watt (Ready), 0.15 Watt (Power off), TEC 0.14 kWh/week	0.7 Watt (sleep mode), 14 Watt (Printing), 3.4 Watt (Ready), 0.2 Watt (Power off), TEC 0.12 kWh/week	1 Watt (sleep mode), 12 Watt (Standalone copying), 5.7 Watt (Ready), 0.2 Watt (Power off), TEC 0.18 kWh/week	0.7 Watt (sleep mode), 21 Watt (Standalone copying), 9.7 Watt (Ready), 0.15 Watt (Power off), TEC 0.13 kWh/week
Dimensions (W x D x H)	425 x 500 x 350 mm	515 x 500 x 350 mm	375 x 347 x 151 mm	375 x 347 x 346 mm	515 x 500 x 350 mm
Weight	17.8 kg	21 kg	4.3 kg	7.3 kg	20.2 kg

Dot Matrix printers

	Dot Matrix		
	24 pin - Passbook		
Model name	PLQ-35	PLQ-50	PLQ-50CSM
			
No. of Pins	24	24	24
Carriage Width	94	94	94
Print Volume	High	High	High
Max Print Speed	540 at 10cpi	630 at 10cpi	630 at 10cpi
Multipart copy	1 + 6	1 + 6	1 + 6
Ribbon Yield (million characters)	5m	5m	5m

	Dot Matrix					
	24 pin					
Model name	LQ-350	LQ-590II	LQ-590IIN	LQ-630	LQ-690II	LQ-690IIN
						
No. of Pins	24	24	24	24	24	24
Carriage Width	80	80	80	80	106	106
Print Volume	Low	Low	Low	Low	Medium	Medium
Max Print Speed	357 at 12cpi	550 at 10cpi	550 at 10cpi	360 at 12cpi	487 at 10cpi	487 at 10cpi
Multipart copy	1 + 3	1 + 6	1 + 6	1 + 4	1 + 6	1 + 6
Ribbon Yield (million characters)	2.5m	5m	5m	2m	10m	10m

	Dot Matrix						
	24 pin						
Model name	LQ-780	LQ-780N	LQ-2090II	LQ-2090IIN	LQ-2190	DLQ-3500II	DLQ-3500IIN
							
No. of Pins	24	24	24	24	24	24	24
Carriage Width	106	106	136	136	136	136	136
Print Volume	Medium	Medium	High	High	Medium	High	Medium
Max Print Speed	487 at 10cpi	487 at 10cpi	550 at 10cpi	550 at 10cpi	576 at 12cpi	594 at 12cpi	594 at 12cpi
Multipart copy	1 + 6	1 + 6	1 + 6	1 + 6	1 + 5	1 + 7	1 + 7
Ribbon Yield (million characters)	10m	10m	8m	8m	15m	6m colour / 9m black	6m colour / 9m black

	Dot Matrix						
	9 pin						
Model name	LX-350	LX-1350	FX-890IIN	FX-2190II	FX-2190IIN	DFX-9000	DFX-9000N
							
No. of Pins	9	9	9	9	9	9	9
Carriage Width	80	136	80	136	136	136	136
Print Volume	Low	Low	High	High	High	High	High
Max Print Speed	357 at 12cpi	357 at 12cpi	735 at 12cpi	735 at 12cpi	735 at 12cpi	1550 at 12cpi	1550 at 10cpi
Multipart copy	1 + 4	1 + 4	1 + 6	1 + 6	1 + 6	1 + 9	1 + 9
Ribbon Yield (million characters)	4m	4m	7.5m	12m	12m	15m	15m

Document Scanners

Create a better business environment with the support of a global leader in scanning solutions. Built with performance at its heart, the Epson document scanner range is the ideal solution for high performance and high volume scanning.



■ Mobile scanner range

Featuring some of the lightest products in their class, scanners like these are ideal for scanning on the go, keeping productivity high.

- Lightweight
- Automatic document feeder
- Wi-Fi and Wi-Fi Direct
- Built-in Lithium Batteries
- Correct document skew



■ Sheetfed scanner range

Built with performance at its heart, the Epson sheetfed business scanner range is the ideal solution for organisations adopting hybrid working practices, while maximising productivity.

- High-speed ADF scanning with duplex
- Versatile media handling
- Wi-Fi and network options
- Onboard sensors to prevent errors
- Automatic paper size detection



■ Flatbed scanner range

The flatbed range quickly and easily scans documents of any shape or size. Ideal for scanning irregular shapes or fragile items, as well as books and bound media.

- A4 and A3 duplex solutions
- High-speed ADF scanning with duplex
- Scan up to 8,000 pages per day
- Network versions
- Automatic paper size detection

The Epson scanner range is built with performance at its heart, and this is reflected in built-in technology that makes it even easier to digitise files quickly and securely.

Epson's ScanWay models have network sharing functionality and support PC-free, standalone operation. This simplifies job workflows and enhances security, as no data is left on the PC.



ScanWay provides simple, reliable, and secure scanning solutions for scanner operators and administrators.

- Scan to¹ network folder, email, cloud, and USB stick² to make digitising and organising files easy.
- Additional shortcut buttons³ and panel customisation⁴ makes individual job identification simple, even if a large number of people share the device. Improving productivity and eliminating manual routing errors.
- User authentication⁵ functionality allows multiple users to share scanners ensuring personal job profiles are instantly accessible for optimal efficiency.



Sometimes, the documents you need to scan have suffered damage, such as scratches, folds, wrinkles and tears. Or they might be thin paper, thick paper, or even booklets. When scanning these documents, there is a risk that paper jams will occur, damaging the documents further. Epson's PaperCare technology reduces these risks, and protects your important documents.

¹ DS-730N

² DS-790WN

³ Requires Epson Smart Panel app download. Data usage fees may apply. Compatible mobile device operating systems — for iOS: 11.0 or later; for iPadOS®: OS 13.1 or later; for Android: 5.0 or later

⁴ For a list of compatible printers and scanners, visit <https://epson.com/Mobile-Printing-and-Scanning-Solutions>

Effortless integration and sharing

Epson scanners are designed for seamless integration into your IT environment with industry standard TWAIN, WIA and ISIS driver support.














With Epson Document Capture software, create dynamic workflows for those in the office or working from home, by scanning and sharing documents to network folders, SharePoint, cloud services or via email. It enables collaboration to all stakeholders regardless of location.







With our Wi-Fi Direct™ solutions, users can control business scanners with Android and Apple mobile devices through the Epson DocumentScan app. Simple solutions for agile workers and hot-desking.





	Mobile					
Model name	ES-50	ES-60W	DS-70	DS-80W	DS-310	DS-360W
						
Scanning Speed Mono	5.5 s/page	4s/page	5.5s/page	4s/page	25ppm / 50ipm	25ppm / 50ipm
Scanning Speed Colour	5.5 s/page	4s/page	5.5s/page	4s/page	25ppm / 50ipm	25ppm / 50ipm
Automatic Document Feeder Capacity	1 sheet	1 sheet	1 sheet	1 sheet	20 pages	20 pages
Duplex Scan	N/A	N/A	N/A	N/A	✓	✓
ADF Paper weight	35-270 g/m ²	35-270 g/m ²	35-270 g/m ²	35-270 g/m ²	52-230 g/m ²	52-230 g/m ²
Ultrasonic Sensor	N/A	N/A	N/A	N/A	N/A	N/A
Scanning Resolution (Horizontal x Vertical)	600 x 600 dpi	600 x 600 dpi	600 x 600 dpi	600 x 600 dpi	600 x 600 dpi	600 x 600 dpi
Reliability Daily Duty Cycle	300	300	300	300	500	500
Interfaces	USB 2 micro B	USB 2.0 / Wi-Fi	USB 2 micro B	USB / Wi-Fi / Wi-Fi direct	USB 3.2 Gen 1	USB 3.2 Gen 1 / Wi-Fi / Wi-Fi direct
Options	N/A	N/A	N/A	N/A	N/A	N/A
Light Source	ReadyScan LED technology	ReadyScan LED technology	ReadyScan LED technology	ReadyScan LED technology	ReadyScan LED technology	ReadyScan LED technology
Drivers	TWAIN, WIA, SANE, ICA	TWAIN, WIA, SANE, ICA	TWAIN, WIA, SANE, ICA	TWAIN, WIA, SANE, ICA	TWAIN, WIA, SANE, ICA	TWAIN, WIA, SANE, ICA
Software	Epson Scan 2, Epson ScanSmart	Epson Scan 2	Epson Document Capture software suite, Epson Scan 2	Epson Document Capture software suite, Epson Scan 2	Epson Document Capture software suite, Epson Scan 2, Newsoft Presto! BizCard,	Epson Document Capture software suite, Epson Scan 2, Newsoft Presto! BizCard
Push / Pull Scanning*	Pull / Push	Pull / Push	Pull / Push	Pull / Push	Pull / Push	Pull / Push
Output Formats	JPEG, PDF, searchable PDF, PDF/A	JPEG, PDF, searchable PDF, PDF/A	JPEG, PDF, searchable PDF, PDF/A	BMP, JPEG, TIFF, multi-TIFF, PNG, PDF, PDF/A, searchable PDF, docx, xlsx, pptx	BMP, JPEG, TIFF, multi-TIFF, PNG, PDF, PDF/A, searchable PDF, docx, xlsx, pptx	BMP, JPEG, TIFF, multi-TIFF, PNG, PDF, PDF/A, searchable PDF, docx, xlsx, pptx
Automatic De-Skew	✓	✓	✓	✓	✓	✓
Text Enhancement	✓	✓	✓	✓	✓	✓
RGB Colour Enhance	✓	✓	✓	✓	✓	✓
RGB Colour Dropout	✓	✓	✓	✓	✓	✓
Skip Blank Page	✓	✓	✓	✓	✓	✓
A3 Stitching	-	-	-	-	-	-
Punch Holes Removal	✓	✓	✓	✓	✓	✓
Auto Rotation	✓	✓	✓	✓	✓	✓
Weight	270 g (0.2 7 kg)	300 g (0.3 kg)	270 g (0.2 7 kg)	300 g (0.3 kg)	1.1 kg	1.3 kg
Standard Warranty	12 months carry in	12 months carry in	12 months carry in	12 months carry in	12 months carry in	12 months carry in
Dimensions - (WxDxH)	272 x 47 x 34 mm	272 x 47 x 34 mm	272 x 47 x 34 mm	272 x 47 x 34 mm	288 x 88.5 x 51 mm	288 x 88.5 x 67 mm





	A4 Sheetfed				
Model name	DS-410	ES-500WII	DS-530II	ES-580W	DS-730N
					
Scanning Speed Mono	26ppm / 52ipm	35ppm / 300 dpi	35ppm / 70ipm	35ppm / 300 dpi	40ppm / 80ipm
Scanning Speed Colour	26ppm / 52ipm	35ppm / 300 dpi	35ppm / 70ipm	35ppm / 300 dpi	40ppm / 80ipm
Automatic Document Feeder Capacity	50 pages	50 pages	50 pages	100 pages	100 pages
Duplex Scan	✓	✓	✓	✓	✓
ADF Paper weight	50 - 209g/m ²	27 - 413 g/m ²	27 - 413 g/m ²	27 - 413 g/m ²	27 - 413g/m ²
Ultrasonic Sensor	N/A	✓	✓	✓	✓
Scanning Resolution (Horizontal x Vertical)	600 x 600 DPI	600 x 600 DPI	600 x 600 DPI	600 x 600 DPI	600 x 600 DPI
Reliability Daily Duty Cycle	3,000	4,000	4,000	4,000	4,500
Interfaces	USB 2.0 Type B	USB 3.2 Gen 1, Wi-Fi Direct, Wireless LAN IEEE 802.11b/g/n	USB 3.2 Gen 1	USB 3.2 Gen 1, Wi-Fi Direct, USB host, Wireless LAN IEEE 802.11a/b/g/n	USB 2.0 / Ethernet Interface
Options	Roller Assembly Kit B12B819381 Carrier Sheet x 5 B12B813431	N/A	Flatbed conversion kit	N/A	N/A
Light Source	ReadyScan LED technology	ReadyScan LED technology	ReadyScan LED Technology	ReadyScan LED Technology	Ready Scan LED Technology
Drivers	TWAIN, WIA, ISIS, SANE, ICA	TWAIN, WIA, SANE (Linux), ICA (Mac)	TWAIN, WIA, ISIS, SANE, ICA	TWAIN, WIA, SANE, ICA	TWAIN, WIA, ISIS, SANE, ICA
Software	Epson Document Capture software suite, Epson Scan 2	Epson ScanSmart	Epson Document Capture software suite, Epson Scan 2	Epson ScanSmart	Epson Document Capture software suite, Epson Scan 2, Epson Device Admin, Epson Event Manager, Newsoft Presto! BizCard
Push / Pull Scanning*	Pull / Push	Pull / Push	Pull / Push	Pull / Push	Pull / Push
Output Formats	BMP, JPEG, TIFF, multi-TIFF, PNG, PDF, PDF/A, searchable PDF, docx, xlsx, pptx	BMP, JPEG, TIFF, multi-TIFF, PDF, searchable PDF, PDF/A, PNG	BMP, JPEG, TIFF, multi-TIFF, PNG, PDF, PDF/A, searchable PDF, docx, xlsx, pptx	BMP, JPEG, TIFF, multi-TIFF, PDF, searchable PDF, PDF/A, PNG	BMP, JPEG, TIFF, multi-TIFF, PNG, PDF, PDF/A, searchable PDF, docx, xlsx, pptx
Automatic De-Skew	✓	✓	✓	✓	✓
Text Enhancement	✓	✓	✓	✓	✓
RGB Colour Enhance	✓	✓	✓	✓	✓
RGB Colour Dropout	✓	✓	✓	✓	✓
Skip Blank Page	✓	✓	✓	✓	✓
A3 Stitching	✓	✓	✓	✓	✓
Punch Holes Removal	N/A	✓	✓	✓	✓
Auto Rotation	✓	✓	✓	✓	✓***
Weight	2.5 kg	3.7 kg	3.7 kg	3.7 kg	3.7 kg
Standard Warranty	12 months onsite service	12 months onsite service	12 months onsite service	12 months onsite service	12 months on-site service
Dimensions - (WxDxH)	297 x 152 x 154 mm	296 x 169 x 176 mm	296 x 169 x 176 mm	296 x 169 x 176 mm	296 x 212 x 217 mm

	A4 Sheetfed			
Model name	DS-770II	DS-790WN	DS-870	DS-970
				
Scanning Speed Mono	45ppm / 90ipm	45ppm / 90ipm	65ppm / 130ipm	85ppm / 170ipm
Scanning Speed Colour	45ppm / 90ipm	45ppm / 90ipm	65ppm / 130ipm	85ppm / 170ipm
Automatic Document Feeder Capacity	100 sheets	100 sheets	100 pages	100 pages
Duplex Scan	✓	✓	✓	✓
ADF Paper weight	27 - 413 g/m ²	27 - 413 g/m ²	27 - 413 g/m ²	27 - 413 g/m ²
Ultrasonic Sensor	✓	✓		✓
Scanning Resolution (Horizontal x Vertical)	600 x 600 DPI	600 x 600 DPI	600 x 600 DPI	600 x 600 DPI
Reliability Daily Duty Cycle	7,000	7,000	7,000	9,000
Interfaces	USB 3.2 Gen 1	USB 3.2 Gen 1, Wi-Fi Direct, USB host, Ethernet Interface (1000 Base-T/ 100-Base TX/ 10-Base-T), Wireless LAN b/g/g 25GHz	USB 3.2 Gen 1	USB 3.2 Gen 1
Options	Flatbed conversion kit		Flatbed conversion kit	Flatbed conversion kit
Light Source	ReadyScan LED Technology	ReadyScan LED Technology	ReadyScan LED Technology	ReadyScan LED Technology
Drivers	TWAIN, WIA, ISIS, ICA	TWAIN, WIA, ISIS, ICA	TWAIN, WIA, ISIS, ICA	TWAIN, WIA, ISIS, ICA
Software	Epson Document Capture software suite, Epson Scan 2	Document Capture Pro, Document Capture Pro Server 2.0, Document Capture Pro Server 2.0 Authentication Edition, Epson Document Capture (Mac only), Epson Scan 2	Epson Document Capture software suite, Epson Scan 2, Epson Device Admin	Epson Document Capture software suite, Epson Scan 2, Epson Device Admin
Push / Pull Scanning*	Pull / Push	Pull / Push	Pull / Push	Pull / Push
Output Formats	BMP, JPEG, TIFF, multi-TIFF, PNG, PDF, PDF/A, searchable PDF, docx, xlsx, pptx	BMP, JPEG, TIFF, multi-TIFF, PDF, searchable PDF, secure PDF, PDF/A, PNG	BMP, JPEG, TIFF, multi-TIFF, PNG, PDF, PDF/A, searchable PDF, docx, xlsx, pptx	BMP, JPEG, TIFF, multi-TIFF, PNG, PDF, PDF/A, searchable PDF, docx, xlsx, pptx
Automatic De-Skew	✓	✓	✓	✓
Text Enhancement	✓	✓	✓	✓
RGB Colour Enhance	✓	✓	✓	✓
RGB Colour Dropout	✓	✓	✓	✓
Skip Blank Page	✓	✓	✓	✓
A3 Stitching	✓	✓	✓	✓
Punch Holes Removal	✓	✓	✓	✓
Auto Rotation	✓	✓	✓	✓
Weight	3.6 kg	3.7 kg	3.6 kg	3.6 kg
Standard Warranty	12 months onsite service	12 months onsite service	12 months onsite service	12 months onsite service
Dimensions - (WxDxH)	296 x 169 x 176 mm	296 x 169 x 167 mm	296 x 169 x 167 mm	296 x 169 x 167 mm






* Pull / Push scanning with Document Capture software suite ** Network Interface Unit disables USB interface

	A3 Sheetfed	
Model name	DS-30000	DS-32000
		
Scanning Speed Mono	70ppm/140ipm	90ppm/180ipm
Scanning Speed Colour	70ppm/140ipm	90ppm/180ipm
Automatic Document Feeder Capacity	120 pages	120 pages
Duplex Scan	✓	✓
ADF Paper weight	27 - 413 g/m ²	20 - 413 g/m ²
Ultrasonic Sensor	✓	✓
Scanning Resolution (Horizontal x Vertical)	600 x 600 DPI	600 x 600 DPI
Reliability Daily Duty Cycle	30,000	40,000
Interfaces	USB 3.2 Gen 1	USB 3.2 Gen 1
Options	Roller Assembly Kit	Roller Assembly Kit
Light Source	ReadyScan LED Technology	ReadyScan LED Technology
Drivers	TWAIN, WIA, ISIS, SANE, ICA	TWAIN, WIA, ISIS, SANE, ICA
Software	Epson Document Capture software suite, Epson Scan 2	Epson Document Capture software suite, Epson Scan 2
Push / Pull Scanning*	Pull / Push	Pull / Push
Output Formats	BMP, JPEG, TIFF, multi-TIFF, PNG, PDF, PDF/A, searchable PDF, docx, xlsx, pptx	BMP, JPEG, TIFF, multi-TIFF, PNG, PDF, PDF/A, searchable PDF, docx, xlsx, pptx
Automatic De-Skew	✓	✓
Text Enhancement	✓	✓
RGB Colour Enhance	✓	✓
RGB Colour Dropout	✓	✓
Skip Blank Page	✓	✓
A3 Stitching	✓	✓
Punch Holes Removal	✓	✓
Auto Rotation	✓	✓
Weight	5.8 kg	5.8 kg
Standard Warranty	12 months onsite service	12 months onsite service
Dimensions - (WxDxH)	371 x 208 x 219 mm	371 x 208 x 219 mm

* Pull / Push scanning with Document Capture software suite ** Network Interface Unit disables USB interface

	A4 Flatbed			
Model name	DS-1630	DS-1660W	DS-6500 / DS-6500N	DS-7500 / DS-7500N
				
Scanning Speed Mono	25ppm / 10ipm	25ppm / 10ipm	25ppm / 50ipm	40ppm / 80ipm
Scanning Speed Colour	25ppm / 10ipm	25ppm / 10ipm	25ppm / 50ipm	40ppm / 80ipm
Automatic Document Feeder Capacity	50 pages	50 pages	100 pages	100 pages
Duplex Scan	✓	✓	✓	✓
ADF Paper weight	50 - 120 g/m ²	50 - 120 g/m ²	50 - 128 g/m ²	50 - 128 g/m ²
Ultrasonic Sensor	✓	✓	✓	✓
Scanning Resolution (Horizontal x Vertical)	1,200 x 1,200 DPI	1,200 x 1,200 DPI	1,200 x 1,200 DPI	1,200 x 1,200 DPI
Reliability Daily Duty Cycle	1,500	1,500	3,000	4,000
Interfaces	USB 3.2 Gen 1	USB 3.2 Gen 1 / Wi-Fi / Wi-Fi direct	USB 2.0 Type B	USB 2.0 Type B
Options	-	-	Network Interface Unit B12B808451 (N model)**	Network Interface Unit B12B808451 (N model)**
Light Source	ReadyScan LED Technology	RGB LED	ReadyScan LED Technology	ReadyScan LED Technology
Drivers	TWAIN, WIA, ISIS, SANE, ICA	TWAIN, WIA, SANE, ICA	TWAIN, WIA, ISIS, SANE, ICA	TWAIN, WIA, ISIS, SANE, ICA
Software	Epson Document Capture software suite, Epson Scan 2	Epson Document Capture software suite, Epson Scan 2	Epson Document Capture software suite, Epson Event Manager (Mac), Epson Scan 2, Sprint 9.0 (Mac OS), Epson Device Admin	Epson Document Capture software suite, Epson Event Manager (Mac), Epson Scan 2, Sprint 9.0 (Mac OS), Epson Device Admin
Push / Pull Scanning*	Pull / Push	Pull / Push	Pull / Push	Pull / Push
Output Formats	BMP, JPEG, TIFF, multi-TIFF, PNG, PDF, PDF/A, searchable PDF, docx, xlsx, pptx	BMP, JPEG, TIFF, multi-TIFF, PNG, PDF, PDF/A, searchable PDF, docx, xlsx, pptx	BMP, JPEG, TIFF, multi-TIFF, PNG, PDF, PDF/A, searchable PDF, docx, xlsx, pptx	BMP, JPEG, TIFF, multi-TIFF, PNG, PDF, PDF/A, searchable PDF, docx, xlsx, pptx
Automatic De-Skew	✓	✓	✓	✓
Text Enhancement	✓	✓	✓	✓
RGB Colour Enhance	✓	✓	✓	✓
RGB Colour Dropout	✓	✓	✓	✓
Skip Blank Page	✓	✓	✓	✓
A3 Stitching	✓	✓	N/A	N/A
Punch Holes Removal	✓	✓	✓	✓
Auto Rotation	✓	✓	✓	✓
Weight	3.7 kg	3.7 kg	9.8 kg	9.8 kg
Standard Warranty	12 months onsite service	12 months onsite service	12 months onsite service	12 months onsite service
Dimensions - (WxDxH)	451 x 315 x 120 mm	451 x 315 x 120 mm	495 x 360 x 217 mm	495 x 360 x 217 mm

* Pull / Push scanning with Document Capture software suite ** Network Interface Unit disables USB interface

	A3 Flatbed				
Model name	DS-50000 / DS-50000N	DS-60000 / DS-60000N	DS-70000 / DS-70000N	Expression 12000XL	Expression 12000XL Pro
					
Scanning Speed Mono	4s/page	40ppm / 80ipm	70ppm / 140ipm	12s/page measured with size: A4, resolution: 300 dpi	12s/page measured with size: A3, resolution: 300 dpi
Scanning Speed Colour	4s/page	40ppm / 80ipm	70ppm / 140ipm	12s/page measured with size: A4, resolution: 300 dpi	12s/page measured with size: A3, resolution: 300 dpi
Automatic Document Feeder Capacity	N/A	N/A	N/A	N/A	N/A
Duplex Scan	N/A	✓	✓	N/A	N/A
ADF Paper weight	N/A	50 - 128 g/m ²	35 - 128 g/m ²	N/A	N/A
Ultrasonic Sensor	N/A	✓	✓	N/A	N/A
Scanning Resolution (Horizontal x Vertical)	600 x 600 DPI	600 x 600 DPI	600 x 600 DPI	2,400 x 4,800 DPI	2,400 x 4,800 DPI
Reliability Daily Duty Cycle	N/A	5,000	8,000	N/A	N/A
Interfaces	USB 2.0	USB 2.0	USB 2.0	USB 2.0	USB 2.0
Options	Network Interface Unit B12B808451 (N model)**	Network Interface Unit B12B808451 (N model)**	Network Interface Unit B12B808451 (N model)**	Transparency Unit	N/A
Light Source	ReadyScan LED Technology	ReadyScan LED Technology	ReadyScan LED Technology	ReadyScan LED technology	ReadyScan LED technology
Drivers	TWAIN, WIA, ISIS, SANE, ICA	TWAIN, WIA, ISIS, SANE, ICA	TWAIN, WIA, ISIS, SANE, ICA	TWAIN, WIA, SANE, ICA	TWAIN, WIA, SANE, ICA
Software	Epson Document Capture software suite, Epson Event Manager (Mac), Epson Scan 2, Sprint 9.0 (Mac OS)	Epson Document Capture software suite, Epson Event Manager (Mac), Epson Scan 2, Sprint 9.0 (Mac OS)	Epson Document Capture software suite, Epson Event Manager (Mac), Epson Scan 2, Sprint 9.0 (Mac OS)	Epson Scan 2, SilverFast Ai	Epson Scan 2, SilverFast Ai
Push / Pull Scanning*	Pull / Push	Pull / Push	Pull / Push	N/A	N/A
Output Formats	BMP, JPEG, TIFF, multi-TIFF, PNG, PDF, PDF/A, searchable PDF, docx, xlsx, pptx	BMP, JPEG, TIFF, multi-TIFF, PNG, PDF, PDF/A, searchable PDF, docx, xlsx, pptx	BMP, JPEG, TIFF, multi-TIFF, PNG, PDF, PDF/A, searchable PDF, docx, xlsx, pptx	JPEG, TIFF, PDF	JPEG, TIFF, multi-TIFF, PDF
Automatic De-Skew	✓	✓	✓	✓	✓
Text Enhancement	✓	✓	✓	✓	✓
RGB Colour Enhance	✓	✓	✓	✓	✓
RGB Colour Dropout	✓	✓	✓	✓	✓
Skip Blank Page	N/A	✓	✓	N/A	N/A
A3 Stitching	N/A	N/A	N/A	N/A	N/A
Punch Holes Removal	✓	✓	✓	✓	✓
Auto Rotation	✓	✓	✓	✓	✓
Weight	14.8 kg	26.9 kg	26.9 kg	14.3 kg	20.5 kg
Standard Warranty	12 months onsite service	12 months onsite service	12 months onsite service	12 months onsite service	12 months onsite service
Dimensions - (WxDxH)	640 x 468 x 156 mm	640 x 522 x 289 mm	640 x 522 x 289 mm	656 x 458 x 158 mm	656 x 460 x 292 mm

* Pull / Push scanning with Document Capture software suite ** Network Interface Unit disables USB interface

For further information please contact your local Epson office or visit www.epson.eu/contact-us

Algeria +213 770 938 617 **Austria** 01 253 49 78 333 **Belgium** +32 (0)2 792 04 47 **Czech** +420 246 037 281 **Denmark** 44 50 85 85 **Ethiopia** +254700760366
Finland 0201 552 091 **France** 09 74 75 04 04 (Cost of local call, operator charges may apply) **Germany** +49 (0) 2159/92 79 500 **Greece** (0030) 211 198 62 12
Hungary 06800 147 83 **Ireland** 01 436 7742 **Israel** (+972)-3-5751833 **Italy** 02-660321 10 (0,12 €/min) **Kenya** +254 207 904 566 **Luxembourg** +352 27860692
Middle East +9714 2677638 **Morocco** +212 520 134 040 **Netherlands** +31 (0)20 708 5099 **Norway** +47 67 11 37 00 **Poland** +48 22 295 37 25 (0,16 zł/min)
Portugal 707 222 111 **Romania** 0040 214025024 **Russia** (095) 777-03-55 **Slovakia** +421 232 786 682 **Southern Africa** +27 (0) 10 109 5320 **Spain** 93 582 15 00
Sweden +46 8 5051 3701 (Mobilsamtal – 0,99 kr/min, Lokala samtal – 0,30 kr/min, Utlandssamtal – 0,89 kr/min) **Switzerland** 022 592 7923
Tanzania +255 080 011 1014 **Tunisia** +216 9811 5564 **Turkey** (0212) 3360303 **Uganda** +256 205 491 148 **United Kingdom** 0871 42 37766
(+10p per minute plus network extras) **West Africa** +2349046648285

Trademarks and registered trademarks are the property of Seiko Epson Corporation or their respective owners.
Product information is subject to change without prior notice.

