

Dot matrix printer range

# Reliable and robust dot matrix printing



**EPSON**<sup>®</sup>  
EXCEED YOUR VISION

# Contents

Dot matrix printer guide	4
Benefits of Epson original ribbons	6
9 pin dot matrix printers	8
24 pin dot matrix printers	10
24 pin dot matrix passbook printers	14
Cheque scanner solutions for banks	15
POS printers	15



## Dot matrix and passbook printers

Epson is the world's number one dot matrix printer vendor<sup>1</sup>, with a product range that offers the ultimate in low cost, reliable and durable printing across a range of media.



Low total cost of ownership (TCO)



Reliable – built to last



Multi-copy printing in one print process



Printing at high speeds



Suitable for infrequent printing



Prints on a variety of media



Robust – works well in harsh environments (extreme heat, cold, humidity and dust)

Epson offers an unequalled variety of products for various requirements from small to large print volumes.

## 9 pin dot matrix printers

Ideal for commercial, industrial and logistic applications, our 9 pin dot matrix range delivers exceptional speed, and offers cost-effective and high precision alignment with sophisticated paper handling. This comprehensive range of narrow and wide carriage printers can tackle heavy duty print jobs.

## 24 pin dot matrix printers

Offering all the features available across the 9 pin range, but with the advantage of scalable fonts and letter quality printing for sharp, detailed text. Epson 24 pin printers are ideal for invoice and order printing.

## 24 pin dot matrix passbook printers

Our flexible PLQ passbook series offers banks, post offices and government institutions a passbook printer with a low total cost of ownership. With fast speeds it is ideal to print a wide range of media including passbooks, passports, tickets and visas.



## Epson original ribbon

### The only ribbon to match the quality of your dot matrix printer.

Epson original ribbon is the perfect partner for your Epson dot matrix printer, and keeps the warranty covered.

With up to 75% greater reliability than the competition, not only does the made-to-measure design extend your print head lifecycle, it also guarantees consistently smooth feed, minimising the need for maintenance.

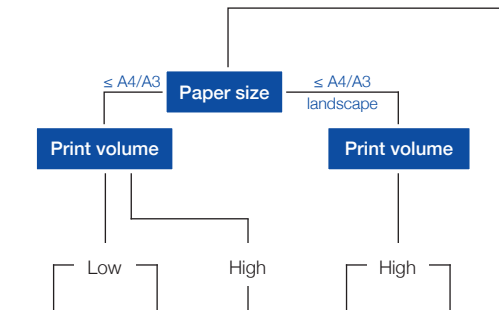
# Choose the right dot matrix printer to suit your needs

## Key

- Low
- High

		LX-350	LX-1350	FX-890II / FX-890IIN	FX-2190II / FX-2190IIN	DFX-9000 / DFX-9000N
Speed		●○○○○	●○○○○	●●●●○	●●●●○	●●●●●
Print volumes/durability		●○○○○	●○○○○	●●●●○	●●●●○	●●●●●
Footprint		●○○○○	●●○○○	●●○○○	●●●●○	●●●●●
Quieter printing		●○○○○	●○○○○	●●●●○	●●●●○	●●●●○
Flatbed printer		-	-	-	-	-
Platen gap adjustment		manual	manual	manual	manual	automatic*
Multi-copy capability		1+4 parts	1+4 parts	1+5 parts	1+5 parts	1+9 parts
Paper feeds/continuous		rear	rear	rear	rear	rear
		-	-	bottom	bottom	bottom (front) / bottom
		-	-	front	front	-
Cut sheet		top	top	top	top	-
		-	-	-	front	-
Print width	Columns	80	136	80	136	136
	Inches	8	13.6	8	13.6	13.6

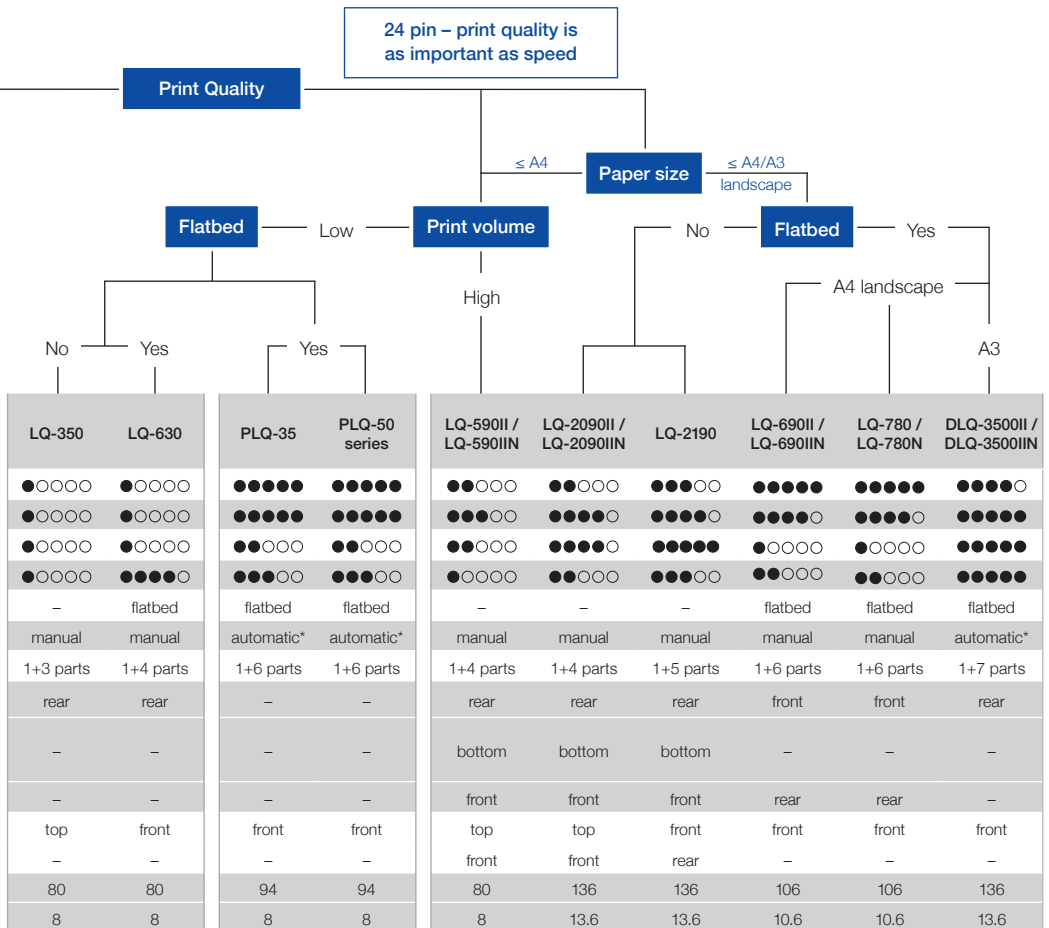
9 pin – speed is more important than print quality



## Dot matrix printer definition

Product name code	Example	Description
LX	LX-350	9 pin printer
LQ	LQ-590II	24 pin printer
PLQ	PLQ-35	24 pin printer
N	FX-2190IIN	Network enabled
*2-digit number	LQ-50	Prints 50 characters up to A5
3-digit number	LX-350	Prints 80 characters up to A4 portrait or 106 characters up to A4 landscape
4-digit number	LX-1350	Prints 136 characters up to A3

\*The exception is the PLQ models which print 94 characters



# Benefits of Epson original ribbons

Need a reason to choose Epson original ribbons? We'll give you three.

If you want to be sure your printer ribbon matches the quality of your printer, there's only one option. Epson original ribbon.

## Longer lasting

Epson ribbons are longer than other compatible ribbons, giving you a guaranteed higher printing yield, saving you up to 60% compared to non-Epson products, and extending the longevity of your Epson hardware.

## Designed to fit

The compact Epson original ribbon fits precisely into the cartridge, ensuring consistently smooth ribbon feed. So you save hours in terms of maintenance and downtime.

## Trouble-free

Epson original ribbons are proven to be up to 75% more reliable than the competition, leaving you free to print without concerns about downtime or regular replacement.



**Printing yield is just one half of the story.**

Failed cartridges cost time and money. Once you factor in repairs and avoidable downtime, you could be looking at a significant hit to your bottom line.

This is where the right choice makes all the difference. The unique fabric and design of the Epson original ribbons eliminates twisting and jamming problems.

With a 100% reliability rate, Epson original ribbons keep your business moving\*\*.



While the genuine Epson cartridges had zero failures, the same cannot be said of the other brands tested.\*



Of the seven compatible cartridge brands tested, 57% of them had at least one cartridge failure that resulted in a service call.\*



Epson cartridges produced the highest character yields of any cartridge brand tested.\*






Out of the 8 ribbon cartridges tested for one brand, 75% of them failed.\*

\* Keypoint Intelligence - Buyers Lab Custom Test Report November 2017. Epson OEM Ribbon cartridges versus Four Third-Party Compatibles Ribbon Cassettes for the Epson LQ590, LQ2190, LQ310 and LX310 Dot Matrix Printers.

\*\* Using non-genuine ribbons invalidates your warranty.

# 9 pin dot matrix printers

Ideal for commercial, industrial and logistics applications.

Model name	9 pin dot matrix		
	LX-350	LX-1350	FX-890II
			
No. of Pins	9	9	9
Carriage Width	80	136	80
Print Volume	Low	Low	High
Max Print Speed	357 at 12 cpi	357 at 12 cpi	735 at 12 cpi
MTBF	10,000	10,000	25,000
Ribbon Yield (million characters)	4 m	4 m	7.5 m
<b>Continuous stationery</b>			
Single sheet or labels	✓	✓	✓
Multi-part (original + copies)	1+4	1+4	1+5
Multipart with overlap			
Rear in top out – push feed	✓	✓	✓
Rear in top out – pull feed	✓		✓
Rear in top out – push and pull feed			✓(Optional)
Front in top out – push feed			✓
Front in top out – pull feed			✓
Front in top out – push and pull feed			✓(Optional)
Bottom in top out – pull feed			✓
Two stationery types loaded at once			✓(Optional)
<b>Optional paper handling</b>			
Convertible tractor unit		✓	✓
Roll paper holder	✓	✓	✓
Front sheet guide			
50 sheet cut sheet feeder	✓		✓
150 sheet cut sheet feeder			✓
Perforation cutter			
<b>Interfaces</b>			
Interface (OK buffer)			
EpsonNet 10/100 Base Tx Int. Printer Server 5e			



9 pin dot matrix

FX-890IIN

FX-2190II

FX-2190IIN

DFX-9000




DFX-9000N



9	9	9	9	9
80	136	136	136	136
High	High	High	High	High
735 at 12 cpi	735 at 12 cpi	735 at 12 cpi	1550 at 12 cpi	1550 at 10 cpi
25,000	25,000	25,000	20,000	20,000
7.5 m	12 m	12 m	15 m	15 m
✓	✓	✓	✓	✓
1+5	1+5	1+5	1+9 front	1+6 rear
✓	✓	✓	✓	✓
✓	✓	✓	Optional	Optional
✓(Optional)	✓(Optional)	✓(Optional)	Optional	Optional
✓	✓	✓	✓	✓
✓	✓	✓	Optional	Optional
✓(Optional)	✓(Optional)	✓(Optional)	Optional	Optional
✓	✓	✓		
✓(Optional)	✓(Optional)	✓(Optional)	✓	✓
✓	✓	✓		
✓	✓	✓		
✓	✓	✓		
✓	✓	✓		
✓		✓	✓	✓
✓		✓		✓
✓		✓		✓

# 24 pin dot matrix printers

Ideal for front desk applications in the retail and service industries, as well as invoice and order printing.

Model name	24 pin dot matrix		
	LQ-350	LQ-590II	LQ-590IIN
			
No. of Pins	24	24	24
Carriage Width	80	80	80
Print Volume	Low	Low	Low
Max Print Speed	357 at 12 cpi	550 at 10 cpi	550 at 10 cpi
MTBF	10,000	25,000	25,000
Ribbon Yield (million characters)	2.5 m	5 m	5 m
<b>Continuous stationery</b>			
Single sheet or labels	✓	✓	✓
Multi-part (original + copies)	1+3	1+4	1+4
Multipart with overlap			
Rear in front out – push feed			
Rear in top out – push feed	✓	✓	✓
Rear in top out – pull feed		✓	✓
Rear in top out – push and pull feed		✓(Optional)	✓(Optional)
Front in top out – push feed	✓	✓	✓
Front in top out – pull feed		✓	✓
Front in top out – push and pull feed	✓(Optional)	✓(Optional)	✓(Optional)
Bottom in top out – pull feed		✓	✓
Two stationery types loaded at once		✓(Optional)	✓(Optional)
<b>Optional paper handling</b>			
Roll paper holder	✓	✓	✓
50 sheet cut sheet feeder	✓	✓	✓
150 sheet cut sheet feeder		✓	✓
<b>Interfaces</b>			
Serial interface (OK buffer)			✓
EpsonNet 10/100 Base Tx Int. Printer Server 5e			✓

24 pin dot matrix

LQ-630



LQ-690II



LQ-690IIN






24	24	24
80	106	106
Low	Medium	Medium
360 at 12 cpi	487 at 10 cpi	487 at 10 cpi
6,000	20,000	20,000
2 m	10 m	10 m

✓	✓	✓
1+4	1+6	1+6
✓	✓	✓
✓		✓

	✓	✓
	✓	✓

		✓
		✓

# 24 pin dot matrix printers

Model name	24 pin dot matrix		
	LQ-780	LQ-780N	LQ-2090II
			
No. of Pins	24	24	24
Carriage Width	106	106	136
Print Volume	Medium	Medium	High
Max Print Speed	487 at 10 cpi	487 at 10 cpi	550 at 10 cpi
MTBF	20,000	20,000	25,000
Ribbon Yield (million characters)	10 m	10 m	8 m
<b>Continuous stationery</b>			
Single sheet or labels	✓	✓	✓
Multi-part (original + copies)	1+6	1+6	1+4
Multipart with overlap			
Rear in front out – push feed	✓	✓	
Rear in top out – push feed	✓	✓	✓
Rear in top out – pull feed			✓
Rear in top out – push and pull feed			✓(Optional)
Front in top out – push feed			✓
Front in top out – pull feed			✓
Front in top out – push and pull feed			✓(Optional)
Bottom in top out – pull feed			✓
Two stationery types loaded at once			✓(Optional)
<b>Optional paper handling</b>			
Convertible tractor unit			✓
250 sheet out sheet feeder			
Automatic sheet alignment			
<b>Interfaces</b>			
Serial interface (OK buffer)		✓	
EpsonNet 10/100 Base Tx Int. Printer Server 5e		✓	

24 pin dot matrix

LQ-2090IIN

LQ-2190

DLQ-3500II



DLQ-3500IIN



24	24	24	24
136	136	136	136
High	Medium	High	High
550 at 10 cpi	576 at 12 cpi	550 at 10 cpi	550 at 10 cpi
25,000	20,000	10,000	10,000
8 m	15 m	9 m	9 m
✓	✓	✓	✓
1+4	1+5	1+7	1+7
		✓	✓
		✓	✓
✓	✓		
✓	✓		
✓(Optional)	✓		
✓	✓		
✓	✓		
✓(Optional)	✓(Optional)		
✓	✓		
✓(Optional)	✓		
✓	✓		
			✓
✓	✓		✓
✓	✓		✓

# 24 pin dot matrix passbook printers

Our PLQ passbook series offers banks, post offices and government institutions a passbook printer with a low total cost of ownership.

Model name	24 pin dot matrix PLQ	
	PLQ-35	PLQ-50 series
		
No of Pins	24	24
Carriage Width	94	94
Max Print Speed	540 at 10 cpi	630 at 10 cpi
MTBF	35,000 hours	35,000 hours
Copies	1 + 6	1 + 6
Interfaces	IEEE-1284 compatibility mode, EIA-232, USB 2.0 Full speed	IEEE-1284 compatibility mode, EIA-232, USB 2.0 Full speed
Emulations	ESC/P2, Olivetti PR2, IBM4722FP, IBM PPDS, WNI4915, ESC/P2 + ESC/MC	ESC/P2, Olivetti PR2, IBM4722FP, IBM PPDS, WNI4915, ESC/P2 + ESC/MC
Ribbon yield (million characters)	5 m	5 m




# Cheque scanner solutions for banks

Accuracy, performance, reliability, security, ease-of-use. Delivering all these qualities through innovative print and scanning technology, Epson's cheque scanners make electronic cheque capture simple to implement – for both retailers and financial organisations.

Model name	Cheque scanners		
	TM-S1000	TM-S2000II-MJ	TM-S9000II-MJ
			
Documents per minute	60 DPM	130/225 DPM	130/225 DPM
Scanning mode	Black and White, Grey scale	Black and White, Grey scale, Colour, IR (InfraRed)	Black and White, Grey scale, Colour, IR (InfraRed)
Pocket capabilities	2 pockets Main pocket: 100 Sheets Sub pocket: 50 Sheets	1 or 2 pockets Main pocket: 100 Sheets Sub pocket: 50 Sheets (2 pockets model)	1 or 2 pockets Main pocket: 100 Sheets Sub pocket: 50 Sheets (2 pockets model)
Interfaces	USB	USB	USB
Receipt print	–	–	300 mm/s
Dimensions mm (W x D x H)	355 x 176 x 160	One pocket model: 142 x 375 x 206 Two pockets model: 136 x 410 x 206	One pocket model: 250 x 375 x 206 Two pockets model: 275 x 410 x 206
Colour	Dark Grey	Black	Black

# POS printers

With a host of smart features, our POS, mPOS and Fiscal printers introduce a range of new possibilities – enabling you to take full control of your environment.

Model name	POS printers		
	TM-C710	TM-J7200	TM-J7700
			
Print speed receipt	130 mm/sec	98 mm/sec	98 mm/sec
Receipt print	Full Colour Inkjet at 720 x 360 dpi	Inkjet (600 dpi)	Inkjet (600 dpi)
Changeable interface	–	–	–
Interfaces	USB and Ethernet	USB and Ethernet, Drawer kick-out	USB and Ethernet, Drawer kick-out
Paper roll width (mm)	58	80	80
Dimensions mm (W x D x H)	140 x 210 x 222	195 x 260 x 188	195 x 260 x 188
Colour	Dark Grey	Black or White	Black or White

<sup>1</sup> According to IDC, WW Quarterly Hardcopy Peripherals Tracker (IDC, FY96 Q1-FY19 Q2)

For further information please contact your local Epson office or visit [www.epson.eu/contact-us](http://www.epson.eu/contact-us)

**Algeria** +213 770 938 617 **Austria** 01 253 49 78 333 **Belgium** +32 (0)2 792 04 47 **Czech** +420 246 037 281 **Denmark** 44 50 85 85 **Ethiopia** +254700760366 **Finland** 0201 552 091 **France** 09 74 75 04 04 (Cost of local call, operator charges may apply) **Germany** +49 (0) 2159/92 79 500 **Greece** (0030) 211 198 62 12 **Hungary** 06800 147 83 **Ireland** 01 436 7742 **Israel** (+972)-3-5751833 **Italy** 02-660321 10 (0,12 €/min) **Kenya** +254 207 904 566 **Luxembourg** +352 27860692 **Middle East** +9714 2677638 **Morocco** +212 520 134 040 **Netherlands** +31 (0)20 708 5099 **Norway** +47 67 11 37 00 **Poland** +48 22 295 37 25 (0,16 zł/min) **Portugal** 707 222 111 **Romania** 0040 214025024 **Russia** (095) 777-03-55 **Slovakia** +421 232 786 682 **Southern Africa** +27 (0) 10 109 5320 **Spain** 93 582 15 00 **Sweden** +46 8 5051 3701 (Mobilsamtal – 0,99 kr/min, Lokala samtal – 0,30 kr/min, Utlandssamtal – 0,89 kr/min) **Switzerland** 022 592 7923 **Tanzania** +255 080 011 1014 **Tunisia** +216 9811 5564 **Turkey** (0212) 3360303 **Uganda** +256 205 491 148 **United Kingdom** 0871 42 37766 (+10p per minute plus network extras) **West Africa** +2349046648285

Trademarks and registered trademarks are the property of Seiko Epson Corporation or their respective owners. Product information is subject to change without prior notice.

**EPSON**<sup>®</sup>  
EXCEED YOUR VISION