

Epson display solutions

Product guide 2022

- | | |
|---|----------------------|
| ■ Ultra portable/huddle room | ■ Large meeting room |
| ■ Portable | ■ Installation |
| ■ Meeting room | ■ Lighting & Signage |
| ■ Agile/collaboration space (short throw) | ■ Home |
| ■ Agile/collaboration space | |
| ■ Interactive agile/collaboration space | |

EPSON®
EXCEED YOUR VISION

Adding collaboration and connectivity to meeting spaces

In business, productivity and efficiency are the keys to success. Epson's display solutions redefine corporate presenting, ensuring efficient and productive meetings in any working environment.

The choice is clear

The right display size for your room maximises audience engagement. Unlike fixed flat panel displays, Epson's scalable solutions project incredible quality displays up to 500", in multiple aspect ratios. You can also connect multiple projectors to create one large seamless image. And with our more mobile projectors, you are not restricted to one room, one venue, one setting.



Unrestricted viewing

A relaxed viewing environment helps the audience concentrate on the information presented. Epson display solutions are less pixelated and avoid the glare, blind spots and fingerprints associated with flat panels. They can be viewed without obstruction, from anywhere in the room.



Outstanding quality

Project vivid, engaging images in high resolution, even in brightly lit rooms, with Epson 3LCD technology. The 3LCD panel optical engine at the heart of every Epson projector combines high resolution and high contrast ratios that deliver rich colours and brightness up to three times that of 1-chip DLP projectors².



Hassle-free connectivity

Epson display solutions have comprehensive support and connectivity to match any set up or situation. Our dedicated apps and software are extremely versatile and make it easy for people to make contributions from their own devices.



Eliminate maintenance cycles

Epson's fit-and-forget display solutions combine performance with reliability, meaning lower costs, longer life cycles and impressive warranties of up to five years. You can count on up to 17,000 hours life for lamps and up to 30,000 hours for laser light sources³.



Make the sustainable choice

Unlike flat panels, many Epson business projectors are TCO Certified⁴, meeting the world's most comprehensive sustainability certification for IT products. To achieve that, we set the highest standards in our supply chains and factories. This helps your organisation to meet your own social responsibility goals.

www.epson.co.za/tcocertified



Leading the way in visual technology excellence

Your success in the world of visual communications means having the freedom to project brighter, bolder, more creative images in every environment. That's why we work so hard to develop innovative, versatile solutions that take projected visuals to new dimensions.

Exceptional quality


Every Epson projector is the result of our commitment to research and development. We manufacture with superb image quality, ease of operation and total reliability in mind. Our solutions combine high brightness, improved texture and exceptional sharpness to produce powerful, vivid images that can cut through high levels of ambient light, even in large spaces.

Cutting-edge technology

Our projectors add flexibility, quality and creativity in almost every setting. Versatile set-up and connectivity, including 360° installation and easy networking, make great projection simple. Our 3LCD technology produces images up to three times brighter than conventional 1-chip DLP projectors². We have created the world's first 30,000 lumen 3LCD laser projector, the EB-L30000U, using the inorganic light engine in our laser projectors.

A wide range of lenses

Choose from extensive lens options with the power and flexibility to enhance any subject. They include motorised adjustment, memory function and the ultra-short-throw, zero offset lens that projects a 200-inch image from just 1.5m.





Comprehensive support

As well as building robust products that last, we offer a range of service and support options for our projectors that free you to concentrate on being creative for your customers and audiences. From pre-sales advice to ongoing assistance and access to our experts, our standard and CoverPlus 365 warranties give you extensive ongoing backup that works whenever you need it.

Exceeding audience demands

Modern audiences have high expectations, so expand your creativity at big events and attractions with features including portrait projections and split-screens, 360° installation and projection onto floors, ceilings, corners and curved surfaces. From education and art galleries to digital signage and corporate events, from in-house projector fleets to the rental market, Epson projectors are the smart, effective solution.

Easy maintenance

Dramatically reduce running costs with our highly reliable, heat-resistant projectors. Epson installation projectors are built with long-lasting light sources and filters, offering up to 20,000 hours of maintenance-free performance, and even longer in our extended modes.

Key technologies



Equal White (WLO) and Colour Light Output (CLO)

White brightness alone cannot bring the true colours you see everyday to life. That's why the 3LCD technology found in Epson's projectors delivers an equally high WLO and CLO.

CLO is a metric that measures a projector's ability to deliver colour. Developed by colour scientists using the same approach as WLO (Brightness) measurement, CLO provides a simple, accurate and easy-to-understand way to evaluate projector colour performance.

Epson projectors deliver consistently true-to-life images and rich colours that are up to three times brighter than 1-chip DLP projectors².



Laser light source

Experience astonishing quality and reliability with Epson's new laser light source projectors. The newly developed phosphor wheel and LCD panels are made of inorganic materials with superior light and heat-resistance to deliver excellent reliability. Combining an inorganic phosphor wheel with inorganic LCD panels in a laser projector results in bright, vibrant images for extremely long periods.



4K PRO-UHD

4K PRO-UHD⁵ delivers a bright, amazingly sharp lifelike picture by combining advanced Epson technologies with the ability to accept native 4K content and upscale non-4K content exceeding Full HD resolution.



sound by  YAMAHA

Sound by YAMAHA

Enhance your home entertainment experience with premium sound featuring Yamaha's unique and powerful DSP processing technology AudioEngine™, that delivers stunning 3D surround sound to match the immersive screen size.

*EF-12 and EH-LS300 only

Stream, share and collaborate

Wirelessly stream and share

iProjection for PC / Mac

Wireless Screen Mirroring solution that utilises the built-in Wi-Fi connection of the presenter's device to stream and share content to the projector. Up to 50 devices can be connected to the same projector and up to four can present their content at the same time. The built-in moderator mode allows one user to take control of incoming content from the connected devices.

iProjection App for iOS / Android

Feature-rich BYOD solution for smartphones and tablets allows users to stream and share content, annotate and even control the projector, all directly from their devices. There is also a multi device mode for group collaboration. The built-in moderator mode allows one user to take control of incoming content from the connected devices.

iProjection App for Chromebooks

Supports fully mirrored display of all your Chromebook content including Google Docs, Slides, Sheets and Chrome browser.

Screen Mirroring (Miracast)

Industry-wide standard that enables Screen Mirroring from compatible smartphones, tablets and PCs to enhance BYOD flexibility and provide the freedom of wireless connectivity.

Interactivity and collaboration

Collaboration solution for education

Our new solution offers an advanced whiteboard with built in online functionality, integration with many common VC applications and wireless connectivity with multiple device types.

Easy Interactive Tools

Gives you annotation and drawing capability on projected images or a whiteboard. You can also perform simple control of your document camera and projector.

Projector management solutions

Monitoring and control

Epson Projector Management

The free-to-download centralised management utility lets IT, facilities and network managers efficiently monitor, control and manage their Epson display solution fleet. The software is also compatible with PJLink certified devices. Functions include operation status, error reporting and input source switching. The scheduling feature can power down all the projectors in a building, while error monitoring helps avoid delays and downtime.

Epson Projector Professional Tool

You can quickly and easily create perfectly aligned images with the Epson Projector Professional Tool. Our free, downloadable software utility improves the speed of set-up for multi-projector installations. It also gives you access to more advanced techniques straight out of the box.

Epson Projector Configuration Tool

This free application for smart devices makes setting up and configuring multiple projectors easy. Simply register the projector's data using NFC connectivity, read and edit the settings in the app and then upload the settings to a fleet of projectors without even needing to power the projectors on.

Content management

Epson Projector Content Manager

Create playlists using photos, videos, shape filters and effects, which can be scheduled and saved to an external storage device for cableless content playback directly on the projector.

Epson Creative Projection

Create custom content on your smartphone or tablet, with ease. Enliven rooms and product displays by combining your photos and movies with the app's built-in templates and stamps.

Utilities

Epson has the tools to help you select the perfect projector for your application; with calculators to help you work out the ideal display size and select the Epson display solution to suit the environment.

Display size calculator




Work out the ideal display size for your room based on room dimensions, layout and number of seats.

www.epson.co.za/display-size-matters





Throw distance calculator


Easily work out image sizes and projection distance dimensions across our entire projector range. Simply select your desired screen size or the projection distance, and the smart online tool will automatically calculate all the necessary installation dimensions.

www.epson.eu/distancecalculator




	Ultra portable/huddle room		Portable
Model	EB-1780W	EB-1795F	EB-E01
			
Resolution	WXGA (1280 x 800)	Full HD (1920 x 1080)	XGA
Native aspect	16:10	16:9	4:3
Colour Light Output (lumens) normal / eco	3,000 / 1,900	3,200 / 1,900	3,300 / 2,200
Contrast ratio	10,000:1	10,000:1	15,000:1
Lightsource	Lamp	Lamp	Lamp
Lightsource life (hours) normal / eco	4,000 / 7,000	4,000 / 7,000	12,000 / 6,000
Throw ratio in native aspect	1.0 - 1.26:1	1.02 - 1.23:1	1.44 - 1.95:1
Scalable image size (diagonal)	30 - 300"	30 - 300"	30 - 350"
Zoom	Optical x1.2	Optical x1.2	Digital x1.35
Vertical keystone	Automatic ±30°	Automatic ±30°	Automatic ±30°
Horizontal keystone	Manual ±30°	Automatic ±20°	Manual ±30°
Lens shift	N/A	N/A	N/A
Speaker output	1W	1W	2W Mono
Connectivity	VGA in, Composite RCA, USB Type B, USB Type A, HDMI	VGA in, Composite RCA, USB Type B, USB Type A, HDMI, Screen Mirroring (Miracast)	HDMI in, VGA in, USB 2.0 Type B
Audio connectivity	Stereo mini in	Stereo mini in	N/A
Networking	Wireless LAN	Wireless LAN	N/A
Epson software solutions	Epson iProjection (Windows/Mac), Epson iProjection App for iOS, Android and Chromebook	Epson iProjection (Windows/Mac), Epson iProjection App for iOS, Android and Chromebook	N/A
Other features	3-in-1 USB display, A/V mute slide, DICOM SIM colour mode, Split screen, PC-free presentation, Kensington lock, Wireless LAN security, Password protection, Carry case	3-in-1 USB display, A/V mute slide, DICOM SIM colour mode, Split screen, PC-free presentation, Auto screen fit and Auto focus, Real time keystone correction, Gesture Presenter, NFC, Kensington lock, Wireless LAN security, Password protection, Carry case	A/V mute slide, Horizontal keystone slider, Quick corner correction, Split screen, Auto source search, Kensington lock, Padlock, Security cable hole, Password protection, Optional carry case
Noise (dB) normal / eco	39 / 30	39 / 30	37 / 28
Weight (kg)	1.8	1.8	2.4
Dimensions exc. feet (W x D x H mm)	292 x 213 x 44	292 x 213 x 44	302 x 237 x 82
Power consumption normal / eco	277W / 200W	295W / 208W	327W / 225W
Power consumption standby, comm. off	0.34W	0.34W	0.3W
TCO Certified	Yes	Yes	N/A
Standard interchangeable lens included	N/A	N/A	N/A
Warranty	Projector - 5 years Lamp - 5 years / 1,000hrs	Projector - 5 years Lamp - 5 years / 1,000hrs	Projector - 2 years Lamp - 1 year / 1,000hrs

Portable




EB-X06	EB-W06	EB-FH06	EB-E10
			
XGA	WXGA	Full HD	XGA
4:3	16:10	16:9	4:3
3,600 / 2,400	3,700 / 2,400	3,500 / 2,300	3,600 / 2,200
16,000:1	16,000:1	16,000:1	15,000:1
Lamp	Lamp	Lamp	Lamp
12,000 / 6,000	12,000 / 6,000	12,000 / 6,000	12,000 / 6,000
1.48 - 1.77:1	1.30 - 1.56:1	1.22 - 1.47:1	1.44 - 1.95:1
30 - 300"	33 - 320"	34 - 332"	30 - 350"
Optical x1.2	Optical x1.2	Optical x1.2	Digital x1.35
Manual ±30° Manual ±30°	Manual ±30° Manual ±30°	Manual ±30° Manual ±30°	Automatic ±30° Manual ±30°
N/A	N/A	N/A	N/A
2W Mono	2W Mono	2W Mono	2W Mono
HDMI in, VGA in, USB 2.0 Type A, 2.0 Type Mini-B	HDMI in, VGA in, USB 2.0 Type A, 2.0 Type Mini-B	HDMI in, VGA in, USB 2.0 Type B	HDMI in, VGA in, USB 2.0 Type A, 2.0 Type Mini-B
RCA pair in	RCA pair in	RCA pair in	N/A
Wireless LAN adapter - sold separately	Wireless LAN adapter - sold separately	Wireless LAN adapter - sold separately	N/A
Epson iProjection (Windows/Mac), Epson iProjection App for iOS, Android and Chromebook, Epson Projector Management	Epson iProjection (Windows/Mac), Epson iProjection App for iOS, Android and Chromebook, Epson Projector Management	Epson iProjection (Windows/Mac), Epson iProjection App for iOS, Android and Chromebook, Epson Projector Management	N/A
A/V mute slide, Horizontal keystone slider, Quick corner correction, Split screen, Auto source search, Kensington lock, Padlock, Security cable hole, Password protection, Optional carry case	A/V mute slide, Horizontal keystone slider, Quick corner correction, Split screen, Auto source search, Kensington lock, Padlock, Security cable hole, Password protection, Optional carry case	A/V mute slide, Horizontal keystone slider, Quick corner correction, Split screen, Auto source search, Kensington lock, Padlock, Security cable hole, Password protection, Optional carry case	A/V mute slide, Horizontal keystone slider, Quick corner correction, Split screen, Auto source search, Kensington lock, Padlock, Security cable hole, Password protection, Optional carry case
37 / 28	37 / 28	37 / 28	37 / 28
2.5	2.5	2.7	2.4
302 x 237 x 82	302 x 237 x 82	302 x 252 x 92	302 x 237 x 82
327W / 225W	327W / 225W	327W / 225W	327W / 225W
0.3W	0.3W	0.3W	0.3W
N/A	N/A	N/A	N/A
N/A	N/A	N/A	N/A
Projector - 2 years Lamp - 1 year / 1,000hrs	Projector - 2 years Lamp - 1 year / 1,000hrs	Projector - 2 years Lamp - 1 year / 1,000hrs	Projector - 2 years Lamp - 1 year / 1,000hrs

	Portable		
Model	EB-X51	EB-W51	EB-FH52
			
Resolution	XGA	WXGA	Full HD (1920 x 1080)
Native aspect	4:3	16:10	16:9
Colour Light Output (lumens) normal / eco	3,800 / 2,500	4,000 / 2,600	4,000 / 2,400
Contrast ratio	16,000:1	16,000:1	16,000:1
Lightsource	Lamp	Lamp	Lamp
Lightsource life (hours) normal / eco	12,000 / 6,000	12,000 / 6,000	5,500 / 12,000
Throw ratio in native aspect	1.48 - 1.77:1	1.30 - 1.56:1	1.32 - 2.14:1
Scalable image size (diagonal)	30 - 300"	33 - 320"	30 - 300"
Zoom	Optical x1.2	Optical x1.2	Optical x1.6
Vertical keystone	Manual ±30°	Manual ±30°	Automatic ±30°
Horizontal keystone	Manual ±30°	Manual ±30°	Manual ±30°
Lens shift	N/A	N/A	N/A
Speaker output	2W Mono	2W Mono	16W
Connectivity	HDMI in, VGA in, USB 2.0 Type A, 2.0 Type Mini-B	HDMI in, VGA in, USB 2.0 Type A, 2.0 Type Mini-B	VGA in, HDMI in x2, Composite in, USB 2.0 Type A, USB 2.0 Type B, Wireless LAN, Screen Mirroring (Miracast)
Audio connectivity	RCA pair in	RCA pair in	RCA pair in
Networking	Wireless LAN adapter - sold separately	Wireless LAN adapter - sold separately	Wireless LAN unit
Epson software solutions	Epson iProjection (Windows/Mac), Epson iProjection App for iOS, Android and Chromebook, Epson Projector Management	Epson iProjection (Windows/Mac), Epson iProjection App for iOS, Android and Chromebook, Epson Projector Management	Epson iProjection (Windows/Mac), Epson iProjection App for iOS, Android and Chromebook, Epson Projector Management
Other features	A/V mute slide, Horizontal keystone slider, Quick corner correction, Split screen, Auto source search, QR code function, Kensington lock, Padlock, Security cable hole, Stream and share features, Password protection, Carry case	A/V mute slide, Horizontal keystone slider, Quick corner correction, Split screen, Auto source search, QR code function, Kensington lock, Padlock, Security cable hole, Stream and share features, Password protection, Carry case	A/V mute slide, Horizontal keystone slider, Quick corner correction, Split screen, Auto source search, QR code function, Kensington lock, Padlock, Security cable hole, Stream and share features, Password protection, Carry case
Noise (dB) normal / eco	37 / 28	37 / 28	37 / 28
Weight (kg)	2.5	2.5	3.1
Dimensions exc. feet (W x D x H mm)	302 x 237 x 82	302 x 237 x 82	309 x 282 x 90
Power consumption normal / eco	327W / 225W	327W / 225W	327W / 225W
Power consumption standby, comm. off	0.3W	0.3W	0.3W
TCO Certified	N/A	N/A	N/A
Standard interchangeable lens included	N/A	N/A	N/A
Warranty	Projector - 2 years Lamp - 1 year / 1,000hrs	Projector - 2 years Lamp - 1 year / 1,000hrs	Projector - 3 years Lamp - 3 years / 1,000hrs

Portable	Meeting room		
EB-E20	EB-X49	EB-W49	EB-982W
			
XGA (1024 x 768)	XGA (1024 x 768)	WXGA (1280 x 800)	WXGA (1280 x 800)
4:3	4:3	16:10	16:10
3,400 / 2,200	3,600 / 2,400	3,800 / 2,600	4,200 / 2,600
15,000:1	16,000:1	16,000:1	16,000:1
Lamp	Lamp	Lamp	Lamp
6,000 / 12,000	6,000 / 12,000	8,000 / 17,000	6,500 / 17,000
1.44 - 1.95:1	1.48 - 1.77:1	1.30 - 1.56:1	1.38 - 2.24:1
30 - 350"	30 - 300"	33 - 320"	29 - 280"
Digital x1.35	Optical x1.2	Optical x1.2	Optical x1.6
Manual ±30° Manual ±30°	Automatic ±30° Manual ±30°	Automatic ±30° Manual ±30°	Automatic ±30° Manual ±30°
N/A	N/A	N/A	N/A
5W	5W	5W	16W
VGA in x2, VGA out, HDMI in, Composite in, USB 2.0 Type B, RS-232C	VGA in x2, VGA out, HDMI in, Composite in, USB 2.0 Type A, USB 2.0 Type B, RS-232C, RJ45, Wireless LAN (optional)	VGA in x2, VGA out, HDMI in x2, Composite in, USB 2.0 Type A, USB 2.0 Type B, RS-232C, RJ45, Wireless LAN (optional)	VGA in x2, VGA out, HDMI in x2, Composite in, USB 2.0 Type A, USB 2.0 Type B, RS-232C, RJ45, Wireless LAN (optional)
Stereo mini out, Stereo mini in (2x), RCA pair in	Stereo mini out, Stereo mini in (2x), RCA pair in	Stereo mini out, Stereo mini in (2x), RCA pair in	Stereo mini out, Stereo mini in (2x), RCA pair in, Microphone input
N/A	LAN (RJ45) and optional wireless LAN unit	LAN (RJ45) and optional wireless LAN unit	LAN (RJ45) and optional wireless LAN unit
N/A	Epson iProjection (Windows/Mac), Epson iProjection App for iOS, Android and Chromebook, Epson Projector Management	Epson iProjection (Windows/Mac), Epson iProjection App for iOS, Android and Chromebook, Epson Projector Management	Epson iProjection (Windows/Mac), Epson iProjection App for iOS, Android and Chromebook, Epson Projector Management
A/V mute slide, Horizontal keystone slider, Quick corner correction, Split screen, Auto source search, Kensington lock, Padlock, Security cable hole, Password protection, Optional carry case	A/V mute slide, Horizontal keystone slider, Quick corner correction, Split screen, Auto source search, QR code function, Kensington lock, Padlock, Security cable hole, Password protection, Optional carry case	A/V mute slide, Horizontal keystone slider, Quick corner correction, Split screen, Auto source search, QR code function, Kensington lock, Padlock, Security cable hole, Password protection, Optional carry case	A/V mute slide, Horizontal keystone slider, Quick corner correction, Split screen, Auto source search, QR code function, Kensington lock, Padlock, Security cable hole, Password protection, Optional carry case
37 / 28	37 / 28	37 / 28	37 / 28
2.7	2.7	2.7	3.1
302 x 249 x 87	302 x 249 x 87	302 x 249 x 87	309 x 282 x 90
327W / 225W	327W / 225W	327W / 225W	327W / 225W
0.3W	0.3W	0.3W	0.3W
N/A	N/A	N/A	N/A
N/A	N/A	N/A	N/A
Projector - 3 years Lamp - 3 years / 1,000hrs	Projector - 3 years Lamp - 3 years / 1,000hrs	Projector - 3 years Lamp - 3 years / 1,000hrs	Projector - 5 years Lamp - 5 years / 1,000hrs

	Meeting room	Agile/collaboration space (short throw)	
Model	EB-992F	EB-530	EB-L200SX
			
Resolution	Full HD (1920 x 1080)	XGA (1024 x 768)	XGA (1024 x 768)
Native aspect	16:9	4:3	4:3
Colour Light Output (lumens) normal / eco	4,000 / 2,400	3,200 / 1,800	3,600 / 2,520
Contrast ratio	16,000:1	16,000:1	2,500,000:1
Lightsource	Lamp	Lamp	Laser
Lightsource life (hours) normal / eco / eco2	6,500 / 17,000 / N/A	5,000 / 10,000 / N/A	20,000 / 30,000 / N/A
Throw ratio in native aspect	1.32 - 2.14:1	0.55:1	0.55-0.74:1
Scalable image size (diagonal)	30 - 300"	50 - 108"	50 - 112"
Zoom	Optical x1.6	Digital x1.35	Digital x1.35
Vertical keystone Horizontal keystone	Automatic ±30° Manual ±30°	Manual ±15° Manual ±15°	Manual ±15° Manual ±15°
Lens shift	N/A	N/A	N/A
Speaker output	16W	16W	16W
Connectivity	VGA in x2, VGA out, HDMI in x2, Composite in, Wireless LAN, Screen Mirroring (Miracast), USB 2.0 Type A, USB 2.0 Type B, RS-232C, RJ45	VGA in x2, VGA out, Composite RCA, S-Video, USB Type B, USB Type A, HDMI, RS-232C	VGA in x2, VGA out, HDMI x2, USB Type A, USB Type B, RS-232C, Screen Mirroring (Miracast), Wireless LAN
Audio connectivity	Stereo mini out, Stereo mini in (2x), RCA pair in, Microphone input	RCA pair in, Stereo mini in x2, Stereo mini out, Microphone input	Stereo mini in x2, Microphone stereo mini in, Stereo mini out, RCA pair in
Networking	LAN (RJ45) and Wireless LAN unit	LAN (RJ45) and optional wireless LAN unit	LAN (RJ45) and wireless LAN unit
Epson software solutions	Epson iProjection (Windows/Mac), Epson iProjection App for iOS, Android and Chromebook, Epson Projector Management	Epson iProjection (Windows/Mac), Epson iProjection App for iOS, Android and Chromebook, Epson Projector Management	Epson iProjection (Windows/Mac), Epson iProjection App for iOS, Android and Chromebook, Epson Projector Management
Other features	A/V mute slide, Horizontal keystone slider, Quick corner correction, Split screen, Auto source search, QR code function, Kensington lock, Padlock, Security cable hole, Stream and share features, Password protection, Optional carry case	3-in-1 USB display, Copy OSD settings, PC-free presentation, Padlock, Security cable hole, Kensington lock, Optional carry case	Stream and share features, A/V mute, Copy OSD settings, Quick corner correction, PC-free presentation, Padlock, Security cable hole, Kensington lock, Wireless LAN unit lock, Password protection, Optional carry case, Optional wall mount or ceiling mount
Noise (dB) normal / eco / eco2	37 / 28 / N/A	37 / 29 / N/A	37 / 28 / N/A
Weight (kg)	3.1	3.7	4.5
Dimensions exc. feet (W x D x H mm)	309 x 282 x 90	345 x 315 x 94	325 x 337 x 90
Power consumption normal / eco / eco2	327W / 225W / N/A	298W / 221W / N/A	254W / 193W / N/A
Power consumption standby, comm. off	0.3W	0.28W	0.5W
TCO Certified	N/A	N/A	Yes
Standard interchangeable lens included	N/A	N/A	N/A
Warranty	Projector - 5 years Lamp - 5 years / 1,000hrs	Projector - 5 years Lamp - 5 years / 1,000hrs	5 years / 12,000hrs

Agile/collaboration space (short throw)			Agile/collaboration space
EB-535W	EB-L200SW	EB-536Wi	EB-685W
			
WXGA (1280 x 800)	WXGA (1280 x 800)	WXGA (1280 x 800)	WXGA (1280 x 800)
16:10	16:10	16:10	16:10
3,400 / 1,900	3,800 / 2,660	3,400 / 1,900	3,500 / 2,900
16,000:1	2,500,000:1	16,000:1	14,000:1
Lamp	Laser	Lamp	Lamp
5,000 / 10,000 / N/A	20,000 / 30,000 / N/A	5,000 / 10,000 / N/A	5,000 / 10,000 / 9,000
0.48:1	0.48-0.65:1	0.48:1	0.28:1
53 - 116"	53 - 120"	53 - 116"	60 - 100"
Digital x1.35	Digital x1.35	Digital x1.35	Digital x1.35
Manual ±15° Manual ±15°	Manual ±15° Manual ±15°	Manual ±7° Manual ±5°	Manual ±3° Manual ±3°
N/A	N/A	N/A	N/A
16W	16W	16W	16W
VGA in x2, VGA out, Composite RCA, S-Video, USB Type B, USB Type A, HDMI, RS-232C	VGA in x2, VGA out, HDMI x2, USB Type A, USB Type B, Composite RCA, RS-232C, Screen Mirroring (Miracast), Wireless LAN	VGA in x2, VGA out, Composite RCA, S-Video, USB Type B, USB Type A, HDMI, RS-232C	VGA in, VGA out (switchable), HDMI x3, Composite RCA, S-Video, USB Type A x2, USB Type B, MHL (via HDMI 1), RS-232C
RCA pair in, Stereo mini in x2, Stereo mini out, Microphone input	Stereo mini in x2, Microphone stereo mini in, Stereo mini out, RCA pair in	RCA pair in, Stereo mini in x2, Stereo mini out, Microphone input	Stereo mini in x3, Microphone stereo mini in, Stereo mini out
LAN (RJ45) and optional wireless LAN unit	LAN (RJ45) and wireless LAN unit	LAN (RJ45) and optional wireless LAN unit	LAN (RJ45) and optional wireless LAN unit
Epson iProjection (Windows/Mac), Epson iProjection App for iOS, Android and Chromebook, Epson Projector Management	Epson iProjection (Windows/Mac), Epson iProjection App for iOS, Android and Chromebook, Epson Projector Management	Epson iProjection (Windows/Mac), Epson iProjection App for iOS, Android and Chromebook, various collaboration software, Epson Projector Management	Epson iProjection (Windows/Mac), Epson iProjection App for iOS, Android and Chromebook, Epson Projector Management
3-in-1 USB display, Copy OSD settings, PC-free presentation, Padlock, Security cable hole, Kensington lock, Optional carry case	Stream and share features, A/V mute, Copy OSD settings, Quick corner correction, PC-free presentation, Padlock, Security cable hole, Kensington lock, Wireless LAN unit lock, Password protection, optional carry case, Optional wall mount or ceiling mount	3-in-1 USB display, Copy OSD settings, PC-free presentation, Pen interactive, Auto calibration, Padlock, Security cable hole, Kensington lock, Optional carry case	Home screen, Multi-screen interactivity, Auto source search, A/V mute, Split screen up to 2 sources, 3-in-1 USB display, Copy OSD settings, Auto lamp dimming, PC-free presentation, Padlock, Security cable hole, Kensington lock
37 / 29 / N/A	37 / 28 / N/A	37 / 29 / N/A	35 / 30 / 29
3.7	4.5	3.9	5.7
345 x 315 x 94	325 x 337 x 90	345 x 315 x 94	367 x 400 x 149
298W / 221W / N/A	254W / 193W / N/A	298W / 221W / N/A	354W / 309W / 309W
0.28W	0.5W	0.28W	0.37W
N/A	Yes	N/A	Yes
N/A	N/A	N/A	N/A
Projector - 5 years Lamp - 5 years / 1,000hrs	5 years / 12,000hrs	Projector - 5 years Lamp - 5 years / 1,000hrs	Projector - 5 years Lamp - 5 years / 1,000hrs

	Agile/collaboration space		
Model	EB-720	EB-725W	EB-735F
			
Resolution	XGA (1024 x 768)	WXGA (1280 x 800)	Full HD (1920 x 1080)
Native aspect	4:3	16:10	16:9
Colour Light Output (lumens) normal / eco	3,800 / 2,660	4,000 / 2,800	3,600 / 2,500
Contrast ratio	2,500,000:1	2,500,000:1	2,500,000:1
Lightsource	Laser	Laser	Laser
Lightsource life (hours) normal / eco / eco2	20,000 / 30,000 / N/A	20,000 / 30,000 / N/A	20,000 / 30,000 / N/A
Throw ratio in native aspect	0.32 - 0.43:1	0.28 - 0.37:1	0.26 - 0.36:1
Scalable image size (diagonal)	65 - 110"	65 - 120"	65 - 120" / 16 x 9 aspect 60 - 110" / 16 x 6 aspect
Zoom	Digital x1.35	Digital x1.35	Digital x1.35
Vertical keystone Horizontal keystone	Manual ±3° Manual ±3°	Manual ±3° Manual ±3°	Manual ±3° Manual ±3°
Lens shift	N/A	N/A	N/A
Speaker output	16W	16W	16W
Connectivity	VGA in x2, VGA out, HDMI x3, Composite, USB Type A x2, USB Type B, RS-232C, Screen Mirroring (Miracast), Wireless LAN	VGA in x2, VGA out, HDMI x3, Composite, USB Type A x2, USB Type B, RS-232C, Screen Mirroring (Miracast), Wireless LAN	VGA in x2, VGA out, HDMI x3, Composite, USB Type A x2, USB Type B, RS-232C, Screen Mirroring (Miracast), Wireless LAN
Audio connectivity	Stereo mini in x3, Microphone stereo mini in, Stereo mini out	Stereo mini in x3, Microphone stereo mini in, Stereo mini out	Stereo mini in x3, Microphone stereo mini in, Stereo mini out
Networking	LAN (RJ45) and wireless LAN unit	LAN (RJ45) and wireless LAN unit	LAN (RJ45) and wireless LAN unit
Epson software solutions	Epson iProjection (Windows/Mac), Epson iProjection App for iOS, Android and Chromebook, Epson Projector Management	Epson iProjection (Windows/Mac), Epson iProjection App for iOS, Android and Chromebook, Epson Projector Management	Epson iProjection (Windows/Mac), Epson iProjection App for iOS, Android and Chromebook, Epson Projector Management
Other features	Optional mount, Stream and share features, Screen sharing function (client), A/V mute, Copy OSD settings, Quick corner correction, PC-free presentation, Split screen up to 4 sources, Auto source search, Padlock, Security cable hole, Kensington lock, Wireless LAN unit lock, Password protection	Optional mount, Stream and share features, Screen sharing function (client), A/V mute, Copy OSD settings, Quick corner correction, PC-free presentation, Split screen up to 4 sources, Auto source search, Padlock, Security cable hole, Kensington lock, Wireless LAN unit lock, Password protection	Optional mount, 16:6 display, Stream and share features, Screen sharing function (client), A/V mute, Copy OSD settings, Quick corner correction, PC-free presentation, Split screen up to 4 sources, Auto source search, Padlock, Security cable hole, Kensington lock, Wireless LAN unit lock, Password protection
Noise (dB) normal / eco / eco2	36 / 26 / N/A	36 / 26 / N/A	36 / 26 / N/A
Weight (kg)	5.7	5.7	5.7
Dimensions exc. feet (W x D x H mm)	356 x 395 x 133	356 x 395 x 133	356 x 395 x 133
Power consumption normal / eco / eco2	255W / 197W / N/A	255W / 197W / N/A	255W / 197W / N/A
Power consumption standby, comm. off	0.5W	0.5W	0.5W
TCO Certified	Yes	Yes	Yes
Standard interchangeable lens included	N/A	N/A	N/A
Warranty	5 years / 12,000hrs	5 years / 12,000hrs	5 years / 12,000hrs

Interactive agile/collaboration space

EB-685Wi



WXGA (1280 x 800)
16:10
3,500 / 2,900
14,000:1
Lamp
5,000 / 10,000 / 9,000
0.28:1
60 - 100°
Digital x1.35
Manual ±3° Manual ±3°
N/A
16W
VGA in x2, VGA out (switchable), HDMI x3, Composite RCA, S-Video, USB Type A, USB Type B, MHL (via HDMI 1), RS-232C, Sync in, Sync out
Stereo mini in x3, Microphone stereo mini in, Stereo mini out
LAN (RJ45) and optional wireless LAN unit
Epson iProjection (Windows/Mac), Epson iProjection App for iOS, Android and Chromebook, various collaboration software tools, Epson Projector Management
Home screen, Multi-screen interactivity, Auto source search, A/V mute, Split screen, 3-in-1 USB display, Copy OSD settings, Auto lamp dimming, Pen and touch interactivity, Auto calibration, PC-free presentation, Padlock, Security cable hole, Kensington lock
35 / 30 / 29
5.8
367 x 400 x 149
354W / 309W / 309W
0.37W
Yes
N/A
Projector - 5 years Lamp - 5 years / 1,000hrs

EB-695Wi



WXGA (1280 x 800)
16:10
3,500 / 2,900
14,000:1
Lamp
5,000 / 10,000 / 9,000
0.28:1
60 - 100°
Digital x1.35
Manual ±3° Manual ±3°
N/A
16W
VGA in x2, VGA out (switchable), HDMI x3, Composite RCA, S-Video, USB Type A, USB Type B, MHL (via HDMI 1), RS-232C, Sync in, Sync out
Stereo mini in x3, Microphone stereo mini in, Stereo mini out
LAN (RJ45) and optional wireless LAN unit
Epson iProjection (Windows/Mac), Epson iProjection App for iOS, Android and Chromebook, various collaboration software tools, Epson Projector Management
Home screen, Multi-screen interactivity, Auto source search, A/V mute, Split screen, 3-in-1 USB display, Copy OSD settings, Auto lamp dimming, Pen and touch interactivity, Auto calibration, PC-free presentation, Padlock, Security cable hole, Kensington lock
35 / 30 / 29
5.8
367 x 400 x 149
354W / 309W / 309W
0.37W
Yes
N/A
Projector - 5 years Lamp - 5 years / 1,000hrs

EB-725Wi






WXGA (1280 x 800)
16:10
4,000 / 2,800
2,500,000:1
Laser
20,000 / 30,000 / N/A
0.28 - 0.37:1
65 - 100°
Digital x1.35
Manual ±3° Manual ±3°
N/A
16W
VGA in x2, VGA out, HDMI x3, Composite, USB Type A x2, USB Type B x2, RS-232C, Sync in, Sync out, Touch unit control, Screen Mirroring (Miracast), Wireless LAN
Stereo mini in x3, Microphone stereo mini in, Stereo mini out
LAN (RJ45) and wireless LAN unit
Epson iProjection (Windows/Mac), Epson iProjection App for iOS, Android and Chromebook, various collaboration software tools, Epson Projector Management
Pen interactivity and optional touch, Optional mount, Interactive home screen, Stream and share features, Screen sharing function (client), Whiteboard mode with document export support, Sliding split screen, split screen up to 4 sources, A/V mute, Copy OSD settings, Quick corner correction, PC-free presentation, Auto source search, Padlock, Security cable hole, Kensington lock, Wireless LAN unit lock, Password protection
36 / 26 / N/A
5.8
356 x 395 x 133
255W / 197W / N/A
0.5W
Yes
N/A
5 years / 12,000hrs




EB-735Fi



Full HD (1920 x 1080)
16:9
3,600 / 2,500
2,500,000:1
Laser
20,000 / 30,000 / N/A
0.26 - 0.36:1
65 - 100° / 16 x 9 aspect 60 - 110° / 16 x 6 aspect
Digital x1.35
Manual ±3° Manual ±3°
N/A
16W
VGA in x2, VGA out, HDMI x3, Composite, USB Type A x2, USB Type B x2, RS-232C, Sync in, Sync out, Touch unit control, Screen Mirroring (Miracast), Wireless LAN
Stereo mini in x3, Microphone stereo mini in, Stereo mini out
LAN (RJ45) and wireless LAN unit
Epson iProjection (Windows/Mac), Epson iProjection App for iOS, Android and Chromebook, various collaboration software tools, Epson Projector Management
Pen interactivity and optional touch, Optional mount, 16:9 display, Interactive home screen, Stream and share features, Screen sharing function (client), Whiteboard mode with document export support, Sliding split screen, split screen up to 4 sources, A/V mute, Copy OSD settings, Quick corner correction, PC-free presentation, Auto source search, Padlock, Security cable hole, Kensington lock, Wireless LAN unit lock, Password protection
36 / 26 / N/A
5.8
356 x 395 x 133
255W / 197W / N/A
0.5W
Yes
N/A
5 years / 12,000hrs

	Interactive agile/ collaboration space	Large meeting room	
Model	EB-1485Fi	EB-2250U	EB-L200W
			
Resolution	Full HD (1366 x 768 x 2)	WUXGA (1920 x 1200)	WXGA (1280 x 800)
Native aspect	16:9	16:10	16:10
Colour Light Output (lumens) normal / eco	5,000 / 3,500	5,000 / 3,800	4,200 / 2,940
Contrast ratio	2,500,000:1	15,000:1	2,500,000:1
Lightsource	Laser	Lamp	Laser
Lightsource life (hours) normal / eco	20,000 / 30,000	5,000 / 10,000	20,000 / 30,000
Throw ratio in native aspect	0.27:1	1.38 - 2.28:1	1.38 - 2.24:1
Scalable image size (diagonal)	65 - 100" / 16 x 9 aspect 61 - 120" / 16 x 6 aspect	50 - 300"	29 - 282"
Zoom	Digital x1.35	Optical x1.6	Optical x1.62
Vertical keystone	Manual ±3°	Automatic ±30°	Automatic ±30°
Horizontal keystone	Manual ±3	Automatic ±20°	Manual ±30°
Lens shift	N/A	N/A	N/A
Speaker output	2 x 8W	16W	16W
Connectivity	VGA in, VGA out, HDMI x3, USB Type A x2, USB Type B, HDMI-out, RS-232C, Sync in, Sync out, Touch unit control, Screen Mirroring (Miracast), Wireless LAN, HDBaseT	VGA in x2, VGA out, HDMI x2, Composite RCA, USB Type A, USB Type B, RS-232C, MHL (via HDMI 1)	VGA in (2x), VGA out, Composite in, HDMI in x2, USB 2.0 Type A, USB 2.0 Type B, RS-232C, RJ45, Wireless LAN, Screen Mirroring (Miracast)
Audio connectivity	Stereo mini in x3, Microphone stereo mini in, Stereo mini out	RCA pair in, Stereo mini in x2, Stereo mini out	Stereo mini out, Stereo mini in (2x), RCA pair in, Microphone input
Networking	LAN (RJ45) and wireless LAN unit	LAN (RJ45) and optional wireless LAN unit	LAN (RJ45) and wireless LAN unit
Epson software solutions	Epson iProjection (Windows/Mac), Epson iProjection App for iOS, Android and Chromebook, various collaboration software tools, Epson Projector Management	Epson iProjection (Windows/Mac), Epson iProjection App for iOS, Android and Chromebook, Epson Projector Management	Epson iProjection (Windows/Mac), Epson iProjection App for iOS, Android and Chromebook, Epson Projector Management
Other features	Constant brightness mode, 16:6 display, Interactive home screen, Stream and share features, DuoLink interactivity, Screen sharing function (server/client), Whiteboard mode with document export support, Multiple display via Daisy chain, Auto power on, Auto source search, A/V mute, Sliding split screen, split screen up to 4 sources, Copy OSD settings, Pen and touch interactivity, Auto calibration, DICOM SIM colour mode, HDBaseT external control pad, Set-up wizard	Home Screen, Gesture Presenter, A/V mute, screen fit, Split screen, Auto power on, DICOM colour mode, DCDi by Faroudja, Schedule function, Focus help, Real time keystone correction, Quick corner, PC-free presentation, 3-in- 1 USB display, Padlock, Security bar, Kensington lock	A/V mute slide, Horizontal keystone slider, Quick corner correction, PC- free, Split screen - up to 4 sources, Auto source search, QR code function, Kensington lock, Padlock, Security cable hole, Wireless LAN security, Password protection, Optional carry case
Noise (dB) normal / eco	36 / 27	39 / 29	37 / 28
Weight (kg)	9.7	4.6	4.1
Dimensions exc. feet (W x D x H mm)	458 x 209.5 x 375	377 x 291.5 x 110	325 x 299 x 90
Power consumption normal / eco	366W / 262W	405W / 323W	254W / 193W
Power consumption standby, comm. off	0.5W	0.31W	0.5W
TCO Certified	Yes	No	Yes
Standard interchangeable lens included	N/A	N/A	N/A
Warranty	5 years / 12,000hrs	Projector - 5 years Lamp - 5 years / 1,000hrs	5 years / 12,000hrs

Large meeting room			Installation
EB-L200F	EB-L520U	EB-L720U	EB-L530U
			
Full HD (1366 x 768 x 2)	WUXGA (1920 x 1200)	WUXGA (1920 x 1200)	WUXGA (1920 x 1200)
16:9	16:10	16:10	16:10
4,500 / 3,150	5,200 / 3,640	7,000 / 4,900	5,200 / 3,640
2,500,000:1	Over 2,500,000:1	Over 2,500,000:1	2,500,000:1
Laser	Laser	Laser	Laser
20,000 / 30,000	20,000 / 30,000	20,000 / 30,000	20,000 / 30,000
1.33 - 2.16:1	1.35 - 2.20:1	1.35 - 2.20:1	1.35 - 2.20:1
40 - 500"	50 - 500"	50 - 500"	50 - 500"
Optical x1.62	Optical x1.6	Optical x1.6	Optical x1.6
Automatic ±30° Manual ±30°	Manual ±30° Manual ±30°	Manual ±30° Manual ±30°	Manual ±30° Manual ±30°
N/A	N/A	N/A	± 50% Vertical ± 20% Horizontal
16W	10W	10W	10W
VGA in x2, VGA out, HDMI in x2, Composite in, USB 2.0 Type A, USB 2.0 Type B, RS-232C, RJ45, Wireless LAN, Screen Mirroring (Miracast)	VGA in x2, VGA out, HDMI in x2, HDBaseT, Miracast (when use ELPAP11), USB Type A, USB Type B, RS-232C, Ethernet, Wireless LAN a/n (5GHz) (optional)	VGA in x2, VGA out, HDMI in x2, HDBaseT, Miracast (when use ELPAP11), USB Type A, USB Type B, RS-232C, Ethernet, Wireless LAN a/n (5GHz) (optional)	HDMI in x2, HDMI out, HDBaseT, VGA in x2, VGA out, RS-232C, USB Type A x2, USB Type B, Screen Mirroring (Miracast)
Stereo mini out, Stereo mini in (2x), RCA pair in, Microphone input	Stereo mini out, Stereo mini in (2x)	Stereo mini out, Stereo mini in (2x)	Stereo mini in x2, Stereo mini out
LAN (RJ45) and wireless LAN unit included	LAN (RJ45) and optional wireless LAN unit	LAN (RJ45) and optional wireless LAN unit	LAN (RJ45), built-in wireless and optional wireless LAN unit
Epson iProjection (Windows/Mac), Epson iProjection App for iOS, Android and Chromebook, Epson Projector Management	Epson iProjection (Windows/Mac), Epson iProjection App for iOS, Android and Chromebook, Epson Projector Management, Epson Projector Content Manager	Epson iProjection (Windows/Mac), Epson iProjection App for iOS, Android and Chromebook, Epson Projector Management, Epson Projector Content Manager	Epson iProjection (Windows/Mac), Epson iProjection App for iOS, Android and Chromebook, Epson Projector Professional Tool, Epson Projector Management, Epson Projector Content Manager, Epson Creative Projection
A/V mute slide, Horizontal keystone slider, Quick corner correction, PC-free, Split screen - up to 4 sources, Auto source search, QR code function, Kensington lock, Padlock, Security cable hole, Wireless LAN security, Password protection, Optional carry case	A/V mute, Arc correction, Edge blending, PC Free, Quick corner, Screen share, Source function, Ultra-wide display (16:6), Home Screen, A/V mute, Split screen - up to 4 sources, Auto power on, Auto source search, Quick startup, Padlock, Security cable hole, Kensington lock, 360° installation, Wireless LAN unit lock	A/V mute, Arc correction, Edge blending, PC Free, Quick corner, Screen share, Source function, Ultra-wide display (16:6), Home Screen, A/V mute, Split screen - up to 4 sources, Auto power on, Auto source search, Quick startup, Padlock, Security cable hole, Kensington lock, 360° installation, Wireless LAN unit lock	A/V mute, USB content playback for source-free signage, Edge blending, Daisy chain multi-projection, Point and Arc correction, Schedule function, Split screen, Auto source search, Copy OSD settings, Padlock, Security cable hole, Kensington lock, 360° installation, Cable cover included
37 / 28	31 / 23	39 / 27	31 / 23
4.1	7.7	7.8	8.2
325 x 299 x 90	440 x 122 x 304	440 x 122 x 304	440 x 339 x 136
254W / 193W	293W / 223W	345W / 258W	293W / 223W
0.5W	0.3W	0.3W	0.3W
Yes	Yes	Yes	Yes
N/A	N/A	N/A	N/A
5 years / 12,000hrs	3 years	3 years	3 years

	Installation		
Model	EB-L630U	EB-L730U	EB-L735U
			
Resolution	WUXGA (1920 x 1200)	WUXGA (1920 x 1200)	WUXGA (1920 x 1200)
Native aspect	16:10	16:10	16:10
Colour Light Output (lumens) normal / eco	6,200 / 4,340	7,000 / 4,900	7,000 / 4,900
Contrast ratio	2,500,000:1	2,500,000:1	2,500,000:1
Lightsource	Laser	Laser	Laser
Lightsource life (hours) normal / eco	20,000 / 30,000	20,000 / 30,000	20,000 / 30,000
Throw ratio in native aspect	1.35 - 2.20:1	1.35 - 2.20:1	1.35 - 2.20:1
Scalable image size (diagonal)	50 - 500"	50 - 500"	50 - 500"
Zoom	Optical x1.6	Optical x1.6	Optical x1.6
Vertical keystone Horizontal keystone	Manual ±30° Manual ±30°	Manual ±30° Manual ±30°	Manual ±30° Manual ±30°
Lens shift	± 50% Vertical ± 20% Horizontal	± 50% Vertical ± 20% Horizontal	± 50% Vertical ± 20% Horizontal
Speaker output	10W	10W	10W
Connectivity	HDMI in x2, HDMI out, HDBaseT, VGA in x2, VGA out, RS-232C, USB Type A x2, USB Type B, Screen Mirroring (Miracast)	HDMI in x2, HDMI out, HDBaseT, VGA in x2, VGA out, RS-232C, USB Type A x2, USB Type B, Screen Mirroring (Miracast)	HDMI in x2, HDMI out, HDBaseT, VGA in x2, VGA out, RS-232C, USB Type A x2, USB Type B, Screen Mirroring (Miracast)
Audio connectivity	Stereo mini in x2, Stereo mini out	Stereo mini in x2, Stereo mini out	Stereo mini in x2, Stereo mini out
Networking	LAN (RJ45), built-in wireless and optional wireless LAN unit	LAN (RJ45), built-in wireless and optional wireless LAN unit	LAN (RJ45), built-in wireless and optional wireless LAN unit
Epson software solutions	Epson iProjection (Windows/Mac), Epson iProjection App for iOS, Android and Chromebook, Epson Projector Professional Tool, Epson Projector Management, Epson Projector Content Manager, Epson Creative Projection	Epson iProjection (Windows/Mac), Epson iProjection App for iOS, Android and Chromebook, Epson Projector Professional Tool, Epson Projector Management, Epson Projector Content Manager, Epson Creative Projection	Epson iProjection (Windows/Mac), Epson iProjection App for iOS, Android and Chromebook, Epson Projector Professional Tool, Epson Projector Management, Epson Projector Content Manager, Epson Creative Projection
Other features	A/V mute, USB content playback for source-free signage, Edge blending, Daisy chain multi-projection, Point and Arc correction, Schedule function, Split screen, Auto source search, Copy OSD settings, Padlock, Security cable hole, Kensington lock, 360° installation, Cable cover included	A/V mute, USB content playback for source-free signage, Edge blending, Daisy chain multi-projection, Point and Arc correction, Schedule function, Split screen, Auto source search, Copy OSD settings, Padlock, Security cable hole, Kensington lock, 360° installation, Cable cover included	A/V mute, USB content playback for source-free signage, Edge blending, Daisy chain multi-projection, Point and Arc correction, Schedule function, Split screen, Auto source search, Copy OSD settings, Padlock, Security cable hole, Kensington lock, 360° installation, Cable cover included
Noise (dB) normal / eco	38 / 27	38 / 27	38 / 27
Weight (kg)	8.4	8.4	8.4
Dimensions exc. feet (W x D x H mm)	440 x 339 x 136	440 x 339 x 136	440 x 339 x 136
Power consumption normal / eco	345W / 258W	345W / 258W	345W / 258W
Power consumption standby, comm. off	0.3W	0.3W	0.3W
TCO Certified	Yes	Yes	Yes
Standard interchangeable lens included	N/A	N/A	N/A
Warranty	3 years	3 years	3 years

Installation

EB-L630SU



EB-L635SU



EB-PU1006W






EB-PU1007W



WUXGA (1920 x 1200)	WUXGA (1920 x 1200)	WUXGA (1920 x 1200)	WUXGA (1920 x 1200)
16:10	16:10	16:10	16:10
6,000 / 4,200	6,000 / 4,200	6,000 / 4,200	7,000 / 4,900
2,500,000:1	2,500,000:1	2,500,000:1	2,500,000:1
Laser	Laser	Laser	Laser
20,000 / 30,000	20,000 / 30,000	20,000 / 30,000	20,000 / 30,000
0.8:1	0.8:1	1.44 - 2.32:1	1.44 - 2.32:1
50 - 200"	50 - 200"	50 - 1,000"	50 - 1,000"
Digital x1.35	Digital x1.35	Optical x1.6	Optical x1.6
Manual ±30° Manual ±30°	Manual ±30° Manual ±30°	Manual ±45° Manual ±30°	Manual ±45° Manual ±30°
± 50% Vertical ± 20% Horizontal	± 50% Vertical ± 20% Horizontal	± 67% Vertical ± 30% Horizontal	± 67% Vertical ± 30% Horizontal
10W	10W	N/A	N/A
HDMI in x2, HDMI out, HDBaseT, VGA in x2, VGA out, RS-232C, USB Type A x2, USB Type B, Screen Mirroring (Miracast)	HDMI in x2, HDMI out, HDBaseT, VGA in x2, VGA out, RS-232C, USB Type A x2, USB Type B, Screen Mirroring (Miracast)	HDMI in (HDCP 2.3), DVI in, HDBaseT, VGA in, RS-232C, USB Type A, USB Type B (Service only), Remote, NFC	HDMI in (HDCP 2.3), DVI in, HDBaseT, VGA in, RS-232C, USB Type A, USB Type B (Service only), Remote, NFC
Stereo mini in x2, Stereo mini out	Stereo mini in x2, Stereo mini out	Stereo mini out	Stereo mini out
LAN (RJ45), built-in wireless and optional wireless LAN unit	LAN (RJ45), built-in wireless and optional wireless LAN unit	LAN (RJ45) and optional wireless LAN unit	LAN (RJ45) and optional wireless LAN unit
Epson iProjection (Windows/Mac), Epson iProjection App for iOS, Android and Chromebook, Epson Projector Professional Tool, Epson Projector Management, Epson Projector Content Manager, Epson Creative Projection	Epson iProjection (Windows/Mac), Epson iProjection App for iOS, Android and Chromebook, Epson Projector Professional Tool, Epson Projector Management, Epson Projector Content Manager, Epson Creative Projection	Epson iProjection (Windows/Mac), Epson iProjection App for iOS, Android and Chromebook, Epson Projector Professional Tool, Epson Projector Management, Epson Projector Content Manager, Epson Creative Projection, Epson Projector Config Tool	Epson iProjection (Windows/Mac), Epson iProjection App for iOS, Android and Chromebook, Epson Projector Professional Tool, Epson Projector Management, Epson Projector Content Manager, Epson Creative Projection, Epson Projector Config Tool
A/V mute, USB content playback for source-free signage, Edge blending, Daisy chain multi-projection, Point and Arc correction, Schedule function, Split screen, Auto source search, Copy OSD settings, Padlock, Security cable hole, Kensington lock, 360° installation, Cable cover included	A/V mute, USB content playback for source-free signage, Edge blending, Daisy chain multi-projection, Point and Arc correction, Schedule function, Split screen, Auto source search, Copy OSD settings, Padlock, Security cable hole, Kensington lock, 360° installation, Cable cover included	4K enhancement, HDR support, Powered zoom, Focus and lens shift, Lens memory, Interchangeable lens options including zero offset UST lens, Optional camera, Portrait projection, A/V mute, USB content playback for source-free signage, Edge blending, Point correction, Curved surface and corner wall correction, 360° installation, Cable cover included	4K enhancement, HDR support, Powered zoom, Focus and lens shift, Lens memory, Interchangeable lens options including zero offset UST lens, Optional camera, Portrait projection, A/V mute, USB content playback for source-free signage, Edge blending, Point correction, Curved surface and corner wall correction, 360° installation, Cable cover included
38 / 27	38 / 27	30 / 28	33 / 29
8.4	8.4	15.4	16.3
440 x 334 x 136	440 x 334 x 136	545 x 436 x 164	545 x 436 x 164
345W / 258W	345W / 258W	367W / 310W	431W / 366W
0.3W	0.3W	0.5W	0.5W
N/A	N/A	N/A	N/A
N/A	N/A	N/A	N/A
3 years	3 years	3 years	3 years

Specifications vary by lens, please refer to lens specifications.

	Installation		
Model	EB-PU1007B	EB-PU1008W	EB-PU1008B
			
Resolution	WUXGA (1920 x 1200)	WUXGA (1920 x 1200)	WUXGA (1920 x 1200)
Native aspect	16:10	16:10	16:10
Colour Light Output (lumens) normal / eco	7,000 / 4,900	8,500 / 5,950	8,500 / 5,950
Contrast ratio	2,500,000:1	2,500,000:1	2,500,000:1
Lightsource	Laser	Laser	Laser
Lightsource life (hours) normal / eco	20,000 / 30,000	20,000 / 30,000	20,000 / 30,000
Throw ratio in native aspect	1.44 - 2.32:1	1.44 - 2.32:1	1.44 - 2.32:1
Scalable image size (diagonal)	50 - 1,000"	50 - 1,000"	50 - 1,000"
Zoom	Optical x1.6	Optical x1.6	Optical x1.6
Vertical keystone Horizontal keystone	Manual ±45° Manual ±30°	Manual ±45° Manual ±30°	Manual ±45° Manual ±30°
Lens shift	± 67% Vertical ± 30% Horizontal	± 67% Vertical ± 30% Horizontal	± 67% Vertical ± 30% Horizontal
Speaker output	N/A	N/A	N/A
Connectivity	HDMI in (HDCP 2.3), DVI in, HDBaseT, VGA in, RS-232C, USB Type A, USB Type B (Service only), Remote, NFC	HDMI in (HDCP 2.3), DVI in, HDBaseT, VGA in, RS-232C, USB Type A, USB Type B (Service only), Remote, NFC	HDMI in (HDCP 2.3), DVI in, HDBaseT, VGA in, RS-232C, USB Type A, USB Type B (Service only), Remote, NFC
Audio connectivity	Stereo mini out	Stereo mini out	Stereo mini out
Networking	LAN (RJ45) and optional wireless LAN unit	LAN (RJ45) and optional wireless LAN unit	LAN (RJ45) and optional wireless LAN unit
Epson software solutions	Epson iProjection (Windows/Mac), Epson iProjection App for iOS, Android and Chromebook, Epson Projector Professional Tool, Epson Projector Management, Epson Projector Content Manager, Epson Creative Projection, Epson Projector Config Tool	Epson iProjection (Windows/Mac), Epson iProjection App for iOS, Android and Chromebook, Epson Projector Professional Tool, Epson Projector Management, Epson Projector Content Manager, Epson Creative Projection, Epson Projector Config Tool	Epson iProjection (Windows/Mac), Epson iProjection App for iOS, Android and Chromebook, Epson Projector Professional Tool, Epson Projector Management, Epson Projector Content Manager, Epson Creative Projection, Epson Projector Config Tool
Other features	4K enhancement, HDR support, Powered zoom, Focus and lens shift, Lens memory, Interchangeable lens options including zero offset UST lens, Optional camera, Portrait projection, A/V mute, USB content playback for source-free signage, Edge blending, Point correction, Curved surface and corner wall correction, 360° installation, Cable cover included	4K enhancement, HDR support, Powered zoom, Focus and lens shift, Lens memory, Interchangeable lens options including zero offset UST lens, Optional camera, Portrait projection, A/V mute, USB content playback for source-free signage, Edge blending, Point correction, Curved surface and corner wall correction, 360° installation, Cable cover included	4K enhancement, HDR support, Powered zoom, Focus and lens shift, Lens memory, Interchangeable lens options including zero offset UST lens, Optional camera, Portrait projection, A/V mute, USB content playback for source-free signage, Edge blending, Point correction, Curved surface and corner wall correction, 360° installation, Cable cover included
Noise (dB) normal / eco	33 / 29	35 / 30	35 / 30
Weight (kg)	16.3	16.3	16.3
Dimensions exc. feet (W x D x H mm)	545 x 436 x 164	545 x 436 x 164	545 x 436 x 164
Power consumption normal / eco	431W / 366W	535W / 452W	535W / 452W
Power consumption standby, comm. off	0.5W	0.5W	0.5W
TCO Certified	N/A	N/A	N/A
Standard interchangeable lens included	N/A	N/A	N/A
Warranty	3 years	3 years	3 years

Installation

EB-PU2010W



EB-PU2010B



EB-PU2113W






EB-PU2213B




WUXGA (1920 x 1200)	WUXGA (1920 x 1200)	WUXGA (1920 x 1200)	WUXGA (1920 x 1200)
16:10	16:10	16:10	16:10
10,000 / 7,000	10,000 / 7,000	13,000 / 9,100	13,000 / 9,100
2,500,000:1	2,500,000:1	2,500,000:1	2,500,000:1
Laser	Laser	Laser	Laser
20,000 / 30,000	20,000 / 30,000	20,000 / 30,000	20,000 / 30,000
1.57 - 2.56:1	1.57 - 2.56:1	1.57 - 2.56:1	1.57 - 2.56:1
60 - 1,000"	60 - 1,000"	60 - 1,000"	60 - 1,000"
Optical x1.6	Optical x1.6	Optical 1.6x	Optical 1.6x
Manual ±45° Manual ±30°	Manual ±45° Manual ±30°	Manual ±45° Manual ±30°	Manual ±45° Manual ±30°
± 60% Vertical ± 18% Horizontal	± 60% Vertical ± 18% Horizontal	± 60% Vertical ± 18% Horizontal	± 60% Vertical ± 18% Horizontal
N/A	N/A	N/A	N/A
HDMI in (HDCP 2.3), DVI in, HDBaseT, SDI in, SDI out, VGA in, RS-232C, USB Type A, USB Type B (Service only), Remote, NFC	HDMI in (HDCP 2.3), DVI in, HDBaseT, SDI in, SDI out, VGA in, RS-232C, USB Type A, USB Type B (Service only), Remote, NFC	HDMI in (HDCP 2.3), DVI in, HDBaseT, VGA in, RS-232C, USB Type A x2, USB Type B (Service only), Remote, NFC	HDMI in (HDCP 2.3), DVI in, HDBaseT, SDI in, SDI out, VGA in, RS-232C, USB Type A x2, USB Type B (Service only), Remote, NFC
Stereo mini out	Stereo mini out	Stereo mini out	Stereo mini out
LAN (RJ45) and optional wireless LAN unit	LAN (RJ45) and optional wireless LAN unit	LAN (RJ45) and optional wireless LAN unit	LAN (RJ45) and optional wireless LAN unit
Epson iProjection (Windows/Mac), Epson iProjection App for iOS, Android and Chromebook, Epson Projector Professional Tool, Epson Projector Management, Epson Projector Content Manager, Epson Creative Projection, Epson Projector Config Tool	Epson iProjection (Windows/Mac), Epson iProjection App for iOS, Android and Chromebook, Epson Projector Professional Tool, Epson Projector Management, Epson Projector Content Manager, Epson Creative Projection, Epson Projector Config Tool	Epson iProjection (Windows/Mac), Epson iProjection App for iOS, Android and Chromebook, Epson Projector Professional Tool, Epson Projector Management, Epson Projector Content Manager, Epson Creative Projection, Epson Projector Config Tool	Epson iProjection (Windows/Mac), Epson iProjection App for iOS, Android and Chromebook, Epson Projector Professional Tool, Epson Projector Management, Epson Projector Content Manager, Epson Creative Projection, Epson Projector Config Tool
4K enhancement, HDR support, Powered zoom, Focus and lens shift, Lens memory, Interchangeable lens options including zero offset UST lens, Optional camera, Daisy chain multi-projection, Portrait projection, A/V mute, USB content playback for source-free signage, Edge blending, Point correction, Curved surface and corner wall correction, 360° installation	4K enhancement, HDR support, Powered zoom, Focus and lens shift, Lens memory, Interchangeable lens options including zero offset UST lens, Optional camera, Daisy chain multi-projection, Portrait projection, A/V mute, USB content playback for source-free signage, Edge blending, Point correction, Curved surface and corner wall correction, 360° installation	4K enhancement, HDR support, Powered zoom, Focus and lens shift, Lens memory, Interchangeable lens options including zero offset UST lens, Optional camera, Portrait projection, A/V mute, USB content playback for source-free signage, Edge blending, Point correction, Curved surface and corner wall correction, 360° installation, IP5x certified ¹	4K enhancement, HDR support, Powered zoom, Focus and lens shift, Lens memory, Interchangeable lens options including zero offset UST lens, Optional camera, Daisy chain multi-projection, Mechanical shutter, Portrait projection, A/V mute, USB content playback for source-free signage, Edge blending, Point correction, Curved surface and corner wall correction, 360° installation, IP5x certified ¹
37 / 30	37 / 30	35 / 30	35 / 30
16.8	16.8	24.1	24.2
545 x 436 x 164	545 x 436 x 164	586 x 492 x 185	586 x 492 x 185
535W / 452W	535W / 452W	864 / 633	864 / 633
0.5W	0.5W	0.5W	0.5W
N/A	N/A	N/A	N/A
N/A	N/A	N/A	N/A
3 years	3 years	3 years	3 years

¹ IP5x certified in accordance with IEC Standard 60529. The IP5x certification is applied to the optical engine and light source module




Specifications vary by lens, please refer to lens specifications.

	Installation		
Model	EB-PU2116W	EB-PU2216B	EB-PU2120W
			
Resolution	WUXGA (1920 x 1200)	WUXGA (1920 x 1200)	WUXGA (1920 x 1200)
Native aspect	16:10	16:10	16:10
Colour Light Output (lumens) normal / eco	16,000 / 11,200	16,000 / 11,200	20,000 / 14,000
Contrast ratio	2,500,000:1	2,500,000:1	2,500,000:1
Lightsource	Laser	Laser	Laser
Lightsource life (hours) normal / eco	20,000 / 30,000	20,000 / 30,000	20,000 / 30,000
Throw ratio in native aspect	1.57 - 2.56:1	1.57 - 2.56:1	1.57 - 2.56:1
Scalable image size (diagonal)	60 - 1,000"	60 - 1,000"	60 - 1,000"
Zoom	Optical 1.6x	Optical 1.6x	Optical 1.6x
Vertical keystone Horizontal keystone	Manual ±45° Manual ±30°	Manual ±45° Manual ±30°	Manual ±45° Manual ±30°
Lens shift	± 60% Vertical ± 18% Horizontal	± 60% Vertical ± 18% Horizontal	± 60% Vertical ± 18% Horizontal
Speaker output	N/A	N/A	N/A
Connectivity	HDMI in (HDCP 2.3), DVI in, HDBaseT, VGA in, RS-232C, USB Type A x2, USB Type B (Service only), Remote, NFC	HDMI in (HDCP 2.3), DVI in, HDBaseT, SDI in, SDI out, VGA in, RS-232C, USB Type A x2, USB Type B (Service only), Remote, NFC	HDMI in (HDCP 2.3), DVI in, HDBaseT, VGA in, RS-232C, USB Type A x2, USB Type B (Service only), Remote, NFC
Audio connectivity	Stereo mini out	Stereo mini out	Stereo mini out
Networking	LAN (RJ45) and optional wireless LAN unit	LAN (RJ45) and optional wireless LAN unit	LAN (RJ45) and optional wireless LAN unit
Epson software solutions	Epson iProjection (Windows/Mac), Epson iProjection App for iOS, Android and Chromebook, Epson Projector Professional Tool, Epson Projector Management, Epson Projector Content Manager, Epson Creative Projection, Epson Projector Config Tool	Epson iProjection (Windows/Mac), Epson iProjection App for iOS, Android and Chromebook, Epson Projector Professional Tool, Epson Projector Management, Epson Projector Content Manager, Epson Creative Projection, Epson Projector Config Tool	Epson iProjection (Windows/Mac), Epson iProjection App for iOS, Android and Chromebook, Epson Projector Professional Tool, Epson Projector Management, Epson Projector Content Manager, Epson Creative Projection, Epson Projector Config Tool
Other features	4K enhancement, HDR support, Powered zoom, Focus and lens shift, Lens memory, Interchangeable lens options including zero offset UST lens, Optional camera, Portrait projection, A/V mute, USB content playback for source-free signage, Edge blending, Point correction, Curved surface and corner wall correction, 360° installation, IP5x certified ¹	4K enhancement, HDR support, Powered zoom, Focus and lens shift, Lens memory, Interchangeable lens options including zero offset UST lens, Optional camera, Daisy chain multi-projection, Mechanical shutter, Portrait projection, A/V mute, USB content playback for source-free signage, Edge blending, Point correction, Curved surface and corner wall correction, 360° installation, IP5x certified ¹	4K enhancement, HDR support, Powered zoom, Focus and lens shift, Lens memory, Interchangeable lens options including zero offset UST lens, Optional camera, Portrait projection, A/V mute, USB content playback for source-free signage, Edge blending, Point correction, Curved surface and corner wall correction, 360° installation, IP5x certified ¹
Noise (dB) normal / eco	38 / 35	38 / 35	45 / 38
Weight (kg)	24.5	24.6	24.8
Dimensions exc. feet (W x D x H mm)	586 x 492 x 185	586 x 492 x 185	586 x 492 x 185
Power consumption normal / eco	1083 / 773	1083 / 773	1301 / 899
Power consumption standby, comm. off	0.5W	0.5W	0.5W
TCO Certified	N/A	N/A	N/A
Standard interchangeable lens included	N/A	N/A	N/A
Warranty	3 years	3 years	3 years

¹ IP5x certified in accordance with IEC Standard 60529. The IP5x certification is applied to the optical engine and light source module

Installation		Lighting & Signage	
EB-PU2220B	EB-L30000U	EB-U50	EB-W70
			
WUXGA (1920 x 1200)	WUXGA (1920 x 1200)	WUXGA (1920 x 1200)	WXGA (1280 x 800)
16:10	16:10	16:10	16:10
20,000 / 14,000	30,000 / 21,000	3,700 / 2,400	2,000 / 1,000
2,500,000:1	2,500,000:1	16,000:1	2,000,000:1
Laser	Laser	Lamp	Laser
20,000 / 30,000	20,000 / 30,000	10,000 / 17,000	12,000 / 20,000
1.57 - 2.56:1	1.74 - 2.35:1	1.38 - 1.68:1	1.04 - 1.4:1
60 - 1,000"	100 - 1,000"	30 - 300"	30 - 150"
Optical 1.6x	Optical x1.4	Optical x1.2	Digital x1.35
Manual ±45° Manual ±30°	Manual ±45° Manual ±30°	Automatic ±30° Manual ±30°	Manual ±45° Manual ±40°
± 60% Vertical ± 18% Horizontal	± 65% Vertical ± 30% Horizontal	N/A	N/A
N/A	N/A	5W	5W
HDMI in (HDCP 2.3), DVI in, HDBaseT, SDI in, SDI out, VGA in, RS-232C, USB Type A x2, USB Type B (Service only), Remote, NFC	VGA in, VGA out, DVI in, BNC in, HDBaseT, HD-SDI, HDMI (HDCP 2.2)	VGA in, VGA out, HDMI x 2, USB Type A (for 1,200mA power supply), USB Type B (for firmware updates), RS-232C	HDMI in, USB Type A (2A power supply)
Stereo mini out	N/A	Stereo mini in x2, Stereo mini out	Stereo mini out
LAN (RJ45) and optional wireless LAN unit	LAN (RJ45) and optional wireless LAN unit	LAN (RJ45) and wireless LAN	N/A
Epson iProjection (Windows/Mac), Epson iProjection App for iOS, Android and Chromebook, Epson Projector Professional Tool, Epson Projector Management, Epson Projector Content Manager, Epson Creative Projection, Epson Projector Config Tool	Epson Projector Management, Epson iProjection (Windows/Mac), Epson iProjection App for iOS and Android, Epson Projector Professional Tool	Epson iProjection (Windows/Mac), Epson iProjection App for iOS and Android, Epson Projector Management, Epson Projector Content Manager	N/A
4K enhancement, HDR support, Powered zoom, Focus and lens shift, Lens memory, Interchangeable lens options including zero offset UST lens, Optional camera, Daisy chain multi-projection, Portrait projection, Mechanical shutter, A/V mute, USB content playback for source-free signage, Edge blending, Point correction, Curved surface and corner wall correction, 360° installation, IP5x certified ¹	Fully sealed optical system, Interchangeable lens options, Powered zoom, Focus and lens shift, Lens memory, Integrated camera for colour calibration, 4K enhancement, 360° installation, Edge blending, Portrait projection, Epson Projector Professional Tool. Also available in white (EB-L30002U)	Home screen, Schedule function, Auto source search, A/V mute, USB playback for source free signage, Optional lighting track mount and ceiling mount/floor stand	360° installation, A/V mute, Kensington lock, Optional lighting track mount and ceiling/floor stand
45 / 38	49 / 41	37 / 28	29 / 26
24.9	63.8	3.1	2.7
586 x 492 x 185	790 x 710 x 299	364 x 248 x 95	210 x 227 x 88
1301 / 899	2,325W / 1,511W	285W / 218W	172W / 115W
0.5W	0.5W	0.3W	0.4W
N/A	N/A	N/A	N/A
N/A	N/A	N/A	N/A
3 years	5 years / 20,000hrs carry-in	Projector - 3 years Lamp - 1 year / 1,000hrs	2 years / 7,500hrs

¹ IP5x certified in accordance with IEC Standard 60529. The IP5x certification is applied to the optical engine and light source module
Specifications vary by lens, please refer to lens specifications.

	Lighting & Signage		
Model	EB-W75	EV-110	EV-115
			
Resolution	WXGA (1280 x 800)	WXGA (1280 x 800)	WXGA (1280 x 800)
Native aspect	16:10	16:10	16:10
Colour Light Output (lumens) normal / eco	2,000 / 1,000	2,200 / 1,100	2,200 / 1,100
Contrast ratio	2,000,000:1	2,500,000:1	2,500,000:1
Lightsource	Laser	Laser	Laser
Lightsource life (hours) normal / eco	12,000 / 20,000	20,000 / 30,000	20,000 / 30,000
Throw ratio in native aspect	1.04 - 1.4:1	1.38 - 2.19:1	1.38 - 2.19:1
Scalable image size (diagonal)	30 - 150"	30 - 150"	30 - 150"
Zoom	Digital x1.35	Optical x1.6	Optical x1.6
Vertical keystone Horizontal keystone	Manual ±45° Manual ±40°	Manual ±45° Manual ±40°	Manual ±45° Manual ±40°
Lens shift	N/A	N/A	N/A
Speaker output	5W	N/A	N/A
Connectivity	HDMI in, USB Type A (2A power supply)	SD card, HDMI in, USB Type A (for GPI function or 5V/2A power supply), USB Type B (for firmware updates)	SD card, HDMI in, USB Type A (for GPI function or 5V/2A power supply), USB Type B (for firmware updates)
Audio connectivity	Stereo mini out	Stereo mini out, Bluetooth	Stereo mini out, Bluetooth
Networking	N/A	LAN (RJ45) and wireless LAN	LAN (RJ45) and wireless LAN
Epson software solutions	N/A	Epson iProjection (Windows/Mac), Epson iProjection App for iOS and Android, Epson Projector Management, Epson Projector Content Manager, Epson Creative Projection	Epson iProjection (Windows/Mac), Epson iProjection App for iOS and Android, Epson Projector Management, Epson Projector Content Manager, Epson Creative Projection
Other features	360° installation, A/V mute, Kensington lock, Optional lighting track mount and ceiling/floor stand	Constant brightness mode, Home screen, Schedule function, Auto source search, A/V mute, SD card playback for source free signage, Optional lighting track mount and floor stand, Edge blending, 360° installation, Built-in media player, GPI function	Constant brightness mode, Home screen, Schedule function, Auto source search, A/V mute, SD card playback for source free signage, Optional lighting track mount and floor stand, Edge blending, 360° installation, Built-in media player, GPI function
Noise (dB) normal / eco	29 / 26	34 / 22	34 / 22
Weight (kg)	2.7	5.0	5.0
Dimensions exc. feet (W x D x H mm)	210 x 227 x 88	Projection unit 175 x 260 x 175 Power supply 361 x 110 x 65	Projection unit 175 x 260 x 175 Power supply 361 x 110 x 65
Power consumption normal / eco	172W / 115W	149W / 122W	149W / 122W
Power consumption standby, comm. off	0.4W	0.4W	0.4W
TCO Certified	N/A	N/A	N/A
Standard interchangeable lens included	N/A	N/A	N/A
Warranty	2 years / 7,500hrs	5 years / 12,000hrs	5 years / 12,000hrs

Lighting & Signage

EB-L250F



Full HD (1920 x 1080)

16:9

4,500 / 3,150

2,500,000:1

Laser

20,000 / 30,000

1.33 - 2.16:1

40 - 500°

Optical x1.62

Manual ±30°
Manual ±30°

N/A

16W

VGA in x2, VGA out, HDMI in x2, Composite in, RS-232C, USB Type A, USB Type B, Screen Mirroring (Miracast)

Stereo mini in x2, Stereo mini out

LAN (RJ45), built-in wireless and optional wireless LAN unit

Epson iProjection (Windows/Mac), Epson iProjection App for iOS, Android and Chromebook, Epson Projector Management, Epson Projector Content Manager, Epson Creative Projection

A/V mute, USB content playback for source-free signage, Edge blending, Point and Arc correction, Schedule function, Auto source search, Copy OSD settings, Padlock, Security cable hole, Kensington lock, 360° installation, Optional lighting track mount and ceiling/floor stand

37 / 28

4.3

325 x 299 x 90

254W / 193W

0.5W

N/A

N/A

5 years / 12,000hrs

EB-L255F



Full HD (1920 x 1080)

16:9

4,500 / 3,150

2,500,000:1

Laser

20,000 / 30,000

1.33 - 2.16:1

40 - 500°

Optical x1.62

Manual ±30°
Manual ±30°

N/A

16W

VGA in x2, VGA out, HDMI in x2, Composite in, RS-232C, USB Type A, USB Type B, Screen Mirroring (Miracast)

Stereo mini in x2, Stereo mini out

LAN (RJ45), built-in wireless and optional wireless LAN unit

Epson iProjection (Windows/Mac), Epson iProjection App for iOS, Android and Chromebook, Epson Projector Management, Epson Projector Content Manager, Epson Creative Projection

A/V mute, USB content playback for source-free signage, Edge blending, Point and Arc correction, Schedule function, Auto source search, Copy OSD settings, Padlock, Security cable hole, Kensington lock, 360° installation, Optional lighting track mount and ceiling/floor stand

37 / 28

4.3

325 x 299 x 90

254W / 193W

0.5W

N/A

N/A

5 years / 12,000hrs

EB-750F



Full HD (1920 x 1080)

16:9

3,600 / 2,500

2,500,000:1

Laser

20,000 / 30,000

0.26 - 0.36:1

65 - 120° in 16:9 aspect
60 - 110° in 16:6 aspect

Digital x1.35

Manual ±3°
Manual ±3°

N/A

16W

VGA in x2, VGA out, HDMI in x3, Composite in, RS-232C, USB Type A x2, USB Type B, Screen Mirroring (Miracast)

Stereo mini in x3. Stereo mini out

LAN (RJ45), built-in wireless and optional wireless LAN unit

Epson iProjection (Windows/Mac), Epson iProjection App for iOS, Android and Chromebook, Epson Projector Management, Epson Projector Content Manager, Epson Creative Projection

16:6 display, A/V mute, USB content playback for source-free signage, Edge blending, Point and Arc correction, Schedule function, Auto source search, Copy OSD settings, DICOM colour mode, 360° installation, Optional wall mount

36 / 26

5.7

356 x 395 x 133

255W / 197W

0.5W

N/A

N/A

5 years / 12,000hrs

EB-755F



Full HD (1920 x 1080))

16:9

3,600 / 2,500

2,500,000:1

Laser

20,000 / 30,000

0.26 - 0.36:1

65 - 120° in 16:9 aspect
60 - 110° in 16:6 aspect

Digital x1.35

Manual ±3°
Manual ±3°

N/A

16W

VGA in x2, VGA out, HDMI in x3, Composite in, RS-232C, USB Type A x2, USB Type B, Screen Mirroring (Miracast)

Stereo mini in x3. Stereo mini out

LAN (RJ45), built-in wireless and optional wireless LAN unit

Epson iProjection (Windows/Mac), Epson iProjection App for iOS, Android and Chromebook, Epson Projector Management, Epson Projector Content Manager, Epson Creative Projection

16:6 display, A/V mute, USB content playback for source-free signage, Edge blending, Point and Arc correction, Schedule function, Auto source search, Copy OSD settings, DICOM colour mode, 360° installation, Optional wall mount

36 / 26

5.7

356 x 395 x 133




255W / 197W

0.5W

N/A

N/A

5 years / 12,000hrs

	Lighting & Signage		Home
Model	EB-800F	EB-805F	EH-TW740
			
Resolution	Full HD (1366 x 768 x 2)	Full HD (1366 x 768 x 2)	Full HD
Native aspect	16:9	16:9	16:9
Colour Light Output (lumens) normal / eco	5,000 / 3,500	5,000 / 3,500	3,300 / 2,200
Contrast ratio	2,500,000:1	2,500,000:1	16,000:1
Lightsource	Laser	Laser	Lamp
Lightsource life (hours) normal / eco	20,000 / 30,000	20,000 / 30,000	12,000 / 6,000
Throw ratio in native aspect	0.27 - 0.37:1	0.27 - 0.37:1	1.21 - 1.63:1
Scalable image size (diagonal)	65 - 130" in 16:9 aspect 61 - 120" in 16:6 aspect	65 - 130" in 16:9 aspect 61 - 120" in 16:6 aspect	34 - 386"
Zoom	Digital x1.35	Digital x1.35	Digital x1.35
Vertical keystone Horizontal keystone	Manual ±3° Manual ±3°	Manual ±3° Manual ±3°	Manual ±30° Manual ±30°
Lens shift	N/A	N/A	N/A
Speaker output	2x 8W	2x 8W	2W Mono
Connectivity	VGA in x2, VGA out, HDMI in x3, HDMI out, Composite in, HDBaseT, RS-232, USB Type A x2, USB Type B	VGA in x2, VGA out, HDMI in x3, HDMI out, Composite in, HDBaseT, RS-232, USB Type A x2, USB Type B	HDMI in, USB 2.0 Type A, 2.0 Type Mini-B
Audio connectivity	Stereo mini in x2, Stereo mini out	Stereo mini in x2, Stereo mini out	Stereo mini jack
Networking	LAN (RJ45) and optional wireless LAN unit	LAN (RJ45) and optional wireless LAN unit	Wireless LAN adapter - sold separately
Epson software solutions	Epson iProjection (Windows/ Mac), Epson iProjection App for iOS, Android and Chromebook, Epson Projector Management, Epson Projector Content Manager, Epson Creative Projection	Epson iProjection (Windows/ Mac), Epson iProjection App for iOS, Android and Chromebook, Epson Projector Management, Epson Projector Content Manager, Epson Creative Projection	Epson iProjection (Windows/Mac), Epson iProjection App for iOS and Android
Other features	16:6 display, Multi-projection via daisy chain, A/V mute, USB content playback for source-free signage, Edge blending, Point and Arc correction, Schedule function, Auto source search, Copy OSD settings, DICOM colour mode, Padlock, Security cable hole, Kensington lock, 360° installation, Optional wall mount	16:6 display, Multi-projection via daisy chain, A/V mute, USB content playback for source-free signage, Edge blending, Point and Arc correction, Schedule function, Auto source search, Copy OSD settings, DICOM colour mode, Padlock, Security cable hole, Kensington lock, 360° installation, Optional wall mount	Horizontal keystone slider, Split screen, Quick Corner, Kensington lock
Noise (dB) normal / eco	36 / 27	36 / 27	37 / 28
Weight (kg)	9.2	9.2	2.7
Dimensions exc. feet (W x D x H mm)	458 x 210 x 375	458 x 210 x 375	302 x 252 x 92
Power consumption normal / eco	366W / 262W	366W / 262W	327W / 225W
Power consumption standby, comm. off	0.5W	0.5W	0.3W
TCO Certified	Yes	Yes	N/A
Standard interchangeable lens included	N/A	N/A	N/A
Warranty	5 years / 12,000hrs	5 years / 12,000hrs	Projector - 2 years Lamp - 3 years / 3,000hrs

EH-TW750




EH-TW5700

EH-TW5820





EH-TW7000




Full HD	1080p	1080p	4K PRO-UHD
16:9	16:9	16:9	16:9
3,400 / 2,200	2,700 in normal	2,700 in normal	3,000 in normal
16,000:1	35,000:1	70,000:1	40,000:1
Lamp	Lamp	Lamp	Lamp
12,000 / 6,000	7,500 / 4,500	4,500 / 7,500	3,500 / 5,000
1.02 - 1.23:1	1.22 - 1.47:1	1.33 - 2.00:1	1.32 - 2.15:1
30 - 300"	34 - 332"	30 - 300"	40 - 500"
Optical x1.2	Optical x1.2	Optical x1.6	Optical x1.6
Manual ±30° Manual ±30°	Manual ±30° Manual ±30°	Manual ±30° Manual ±30°	Manual ±30° Manual ±30°
N/A	N/A	Manual ± 60% Vertical Manual ± 60% Horizontal	± 60% Vertical ± 24% Horizontal
2W Mono	10W Mono	10W Mono	N/A
HDMI in (x2), VGA in, USB 2.0 Type A, 2.0 Type Mini-B	HDMI in, USB 2.0 Type B	HDMI in, USB 2.0 Type B	HDMI in (x2), USB 2.0 Type A x2, USB 2.0 Type Mini-B
Stereo mini jack	Stereo mini jack, AtpX Bluetooth (SCMS-T)	Stereo mini jack, AtpX Bluetooth (SCMS-T)	Stereo mini jack, AtpX Bluetooth (SCMS-T)
N/A	Wireless LAN adapter - sold separately	Wireless LAN adapter - sold separately	Wireless LAN adapter - sold separately
N/A	N/A	N/A	Epson iProjection (Windows/Mac), Epson iProjection App for iOS and Android
Miracast, Horizontal keystone slider, Split screen, Quick Corner, Kensington lock	Android TV™, Chromecast built-in™ via Android TV™ device, Google Assistant via Android TV™ device, Horizontal keystone slider, Quick Corner, Kensington lock	Android TV™, Chromecast built-in™ via Android TV™ device, Google Assistant via Android TV™ device, Horizontal keystone slider, Quick Corner, Kensington lock	3D depth adjustment, Frame interpolation, Quick Corner, Kensington lock
37 / 28	36 / 28	36 / 28	32 / 24
2.8	3.6	3.8	6.6
302 x 252 x 92	309 x 315 x 122	309 x 315 x 122	410 x 310 x 157
327W / 225W	297W / 227W	297W / 227W	368W / 280W
0.3W	0.3W	0.3W	0.2W
N/A	N/A	N/A	N/A
N/A	N/A	N/A	N/A
Projector - 2 years Lamp - 3 years / 3,000hrs	Projector - 2 years Lamp - 3 years / 3,000hrs	Projector - 2 years Lamp - 3 years / 3,000hrs	24 months / 3,000hrs carry-in

	Home		
Model	EH-TW7100	EH-LS300W	EH-LS300B
			
Resolution	4K PRO-UHD	Full HD 1080p	Full HD 1080p
Native aspect	16:9	16:9	16:9
Colour Light Output (lumens) normal / eco	3,000 in normal	3,600 in normal	3,600 in normal
Contrast ratio	100,000:1	2,500,000:1	2,500,000:1
Lightsource	Lamp	Laser	Laser
Lightsource life (hours) normal / eco	3,500 / 5,000	20,000 / 20,000	20,000 / 20,000
Throw ratio in native aspect	1.32 - 2.15:1	0.26 - 0.35:1	0.26 - 0.35:1
Scalable image size (diagonal)	40 - 500"	61 - 120"	61 - 120"
Zoom	Optical x1.6	Fixed	Fixed
Vertical keystone	Manual ±30°	N/A	N/A
Horizontal keystone	Manual ±30°		
Lens shift	± 60% Vertical ± 24% Horizontal	N/A	N/A
Speaker output	10W	Sound by YAMAHA x2 speakers, x1 woofer total of 20W	Sound by YAMAHA x2 speakers, x1 woofer total of 20W
Connectivity	HDMI in (x2), USB 2.0 Type A x2, USB 2.0 Type Mini-B	HDMI x 2 (1 x ARC), 1.1 Type A, 2.0 Type Mini-B	HDMI x 2 (1 x ARC), 1.1 Type A, 2.0 Type Mini-B
Audio connectivity	Stereo mini jack, AtpX Bluetooth (SCMS-T)	AtpX Bluetooth (SCMS-T) via Android TV™ device	AtpX Bluetooth (SCMS-T) via Android TV™ device
Networking	Wireless LAN adapter - sold separately	Via Android TV™ device	via Android TV™ device
Epson software solutions	Epson iProjection (Windows/Mac), Epson iProjection App for iOS and Android	N/A	N/A
Other features	3D depth adjustment, Frame interpolation, Quick corner, Kensington lock	Android TV™, Chromecast built-in™ via Android TV™ device, Google Assistant via Android TV™ device, Corner adjustment, 4K input support, Direct power on/off, Home screen	Android TV™, Chromecast built-in™ via Android TV™ device, Google Assistant via Android TV™ device, Corner adjustment, 4K input support, Direct power on/off, Home screen
Noise (dB) normal / eco	32 / 24	37 / 23	37 / 23
Weight (kg)	6.9	7.2	7.2
Dimensions exc. feet (W x D x H mm)	410 x 310 x 157	467 x 400 x 133	467 x 400 x 133
Power consumption normal / eco	368W / 280W	278W / 179W	278W / 179W
Power consumption standby, comm. off	0.5W	0.5W	0.5W
TCO Certified	N/A	N/A	N/A
Standard interchangeable lens included	N/A	N/A	N/A
Warranty	24 months / 3,000hrs carry-in	60 months / 12,000hrs carry-in	60 months / 12,000hrs carry-in

Home

EH-LS500W ATV	EH-LS500B ATV	EH-TW9400	EH-LS11000W
			
4K PRO-UHD	4K PRO-UHD	4K PRO-UHD	4K (3840*2160)
16:9	16:9	16:9	16:9
4,000 / 1,200	4,000 / 1,200	2,600 in normal	2,500 / 1,000
2,500,000:1	2,500,000:1	1,200,000:1	2,500,000:1
Laser	Laser	Lamp	Laser
20,000 / 30,000	20,000 / 30,000	2,400 / N/A	20,000 / 20,000
0.26 - 0.37:1	0.26 - 0.37:1	1.35 - 2.84:1	1.35 - 2.84:1
65 - 130"	65 - 130"	30 - 300"	50 - 300"
Digital x1.3	Digital x1.3	Motorised optical x2.1	Motorised optical x2.1
Manual ±3.0° Manual ±3.0°	Manual ±3.0° Manual ±3.0°	Manual ±30° N/A	Manual ±30° Manual ±30°
N/A	N/A	Powered ± 96.3% Vertical Powered ± 47.1% Horizontal	Powered ± 96.3% Vertical Powered ± 47.1% Horizontal
10W	10W	N/A	N/A
HDMI x3, RS-232C, USB 1.1 Type A, USB 2.0 Type Mini-B	HDMI x3, RS-232C, USB 1.1 Type A, USB 2.0 Type Mini-B	VGA in, HDMI x2 (HDMI 1 - HDCP2.2 and 1.4), USB Type A, USB Type B, RS-232C, Trigger out	USB 1.1 Type A (2x), USB 2.0 Type Mini-B, RS-232C, Ethernet interface (100 Base-TX / 10 Base-T), Trigger out, HDMI ARC, HDMI (HDCP 2.3) (2x)
Stereo mini jack	Stereo mini jack	N/A	N/A
Wireless LAN adapter - sold separately	Wireless LAN adapter - sold separately	Wireless LAN adapter - sold separately	Wireless LAN adapter - sold separately
Epson iProjection (Windows/Mac), Epson iProjection App for iOS and Android	Epson iProjection (Windows/Mac), Epson iProjection App for iOS and Android	Epson iProjection (Windows/Mac), Epson iProjection App for iOS and Android	N/A
Android TV™, Chromecast built-in™ via Android TV™ device, 3D depth adjustment, 4K enhancement, Automatic keystone correction, Digital zoom, Direct power on/off, Frame interpolation, Game mode, Home screen, Kensington lock, Security cable hole	Android TV™, Chromecast built-in™ via Android TV™ device, 3D depth adjustment, 4K enhancement, Automatic keystone correction, Digital zoom, Direct power on/off, Frame interpolation, Game mode, Home screen, Kensington lock, Security cable hole	ISF Calibration, Powered zoom / focus / lens shift, 4K enhancement, HDR and UHD BD support, Lens position memory (x10), Active 3D, Picture-in-picture, Frame interpolation, Super resolution, Detail enhancement, 2D to 3D conversion, Kensington lock, Wireless LAN security	4K enhancement, A/V mute, Digital zoom, Frame interpolation, Horizontal and vertical keystone correction, Instant on/off, Lens position memory, Long light source life, Super resolution
37 / 23	37 / 23	31 / 20	30 / 22
9.3	9.3	11.2	12.7
458 x 375 x 228	458 x 375 x 228	520 x 450 x 193	520 x 192.70 x 447
366W / 230W	366W / 230W	355W / 271W	302W / 198W
0.5W	0.5W	0.35W	0.4W
N/A	N/A	N/A	N/A
N/A	N/A	N/A	N/A
60 months / 12,000hrs carry-in	60 months / 12,000hrs carry-in	24 months / 3,000hrs carry-in	60 months / 12,000hrs carry-in

	Home
Model	EH-LS12000B <div>  </div>
Resolution	4K (3840*2160)
Native aspect	16:9
Colour Light Output (lumens) normal / eco	2,700 / 1,000
Contrast ratio	2,500,000:1
Lightsource	Laser
Lightsource life (hours) normal / eco	20,000 / 20,000
Throw ratio in native aspect	1.35 - 2.84:1
Scalable image size (diagonal)	50 - 300"
Zoom	Motorised optical x2.1
Vertical keystone Horizontal keystone	Manual ±30° Manual ±30°
Lens shift	Powered ± 96.3% Vertical Powered ± 47.1% Horizontal
Speaker output	N/A
Connectivity	USB 1.1 Type A (2x), USB 2.0 Type Mini-B, RS-232C, Ethernet interface (100 Base-TX / 10 Base-T), Trigger out, HDMI ARC, HDMI (HDCP 2.3) (2x)
Audio connectivity	N/A
Networking	Wireless LAN adapter - sold separately
Epson software solutions	N/A
Other features	4K enhancement, A/V mute, Digital zoom, Frame interpolation, Horizontal and vertical keystone correction, ISF certification, Instant on/off, Lens position memory, Long light source life, Quick Corner, Super resolution
Noise (dB) normal / eco	30 / 22
Weight (kg)	12.7
Dimensions exc. feet (W x D x H mm)	520 x 192.70 x 447
Power consumption normal / eco	302W / 198W
Power consumption standby, comm. off	0.4W
TCO Certified	N/A
Standard interchangeable lens included	N/A
Warranty	60 months / 12,000hrs carry-in



Laser projection TV

EpiqVision Mini

EF-11/EF-12

Project in any direction and on to almost any surface with Epson's smallest laser projectors. These mini laser projectors are sleek and sophisticated in design, are easy to use and come with a range of connectivity solutions.

Epson's smallest consumer laser projector range

Modern and contemporary design

High colour light output of up to 1,000 lumens

Laser light source provides up to 10 years of entertainment¹

Project in any direction

EF-11



EF-12



Remote control to match the stylish look

Smart home entertainment²

Built-in speaker

Premium sound by YAMAHA (EF-12 only)

5 year warranty³

Android TV™ Google, Android, YouTube, Android TV and other marks are trademarks of Google LLC. Subscriptions may be required for certain content providers.

¹ Based on watching content for five hours every day with the projector on Eco mode.

² Miracast built-in (EF-11); Android TV, Google Assistant[®] and Chromecast built-in⁷ (EF-12).

³ 5 years or 12,000 hours, whichever comes first.

Model specific options



Ultra short throw and short throw wall mounts

ELPMB62 for the EB-1485Fi, EB-720, EB-725W, EB-725Wi, EB-735F, EB-735Fi, EB-750F, EB-755F, EB-800F and EB-805F.

ELPMB64 for the EB-L200SX and EB-L200SW.

ELPMB45 for the EB-530, EB-535W, EB-536Wi.



Finger Touch Unit

ELPFT01 for the EB-1485Fi, EB-725Wi and EB-735Fi.



Finger Touch Unit bracket

ELPMB64 for the EB-1485Fi, EB-725Wi and EB-735Fi - optional usage depending on installation.



ELPMB52, ELPMB59 Stacking frames

Specialist frames designed by LANG AG for the EB-PU1000 to EB-L30000U products for portrait projection and projector stacking.



ELPEC01 Camera unit

Optional external camera module designed for the EB-PU Series and ELPLX Series ultra-short-throw lenses.



ELPAF63 External air filter

Optional external air filter designed for the EB-PU1000 Series. This filter extends the dust resistance and minimises maintenance intervals, even when used in high dust environments.



ELPHD01 HDBaseT transmitter

HDBaseT technology can carry Full HD video, audio, network and control commands on a single CAT-5/6 cable over 100m long.

Complementary solutions

Wireless presentation systems



ELPWP10 / ELPWP20

Epson's new wireless presentation systems make it easy for you to share your screen and increase your productivity.

Automatic start-up

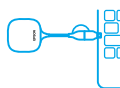
Epson display solutions automatically turn on when the transmitter is plugged into a laptop.

Receiver functionality

The receiver functionality can be integrated with Epson display solutions* reducing your initial costs (ELPWP10 only).

Intuitive design

It's simple enough that anyone can use it without training. Sharing your screen, swapping to a different device or sharing up to four devices simultaneously is as simple as a click of a button.



1 Plug into a laptop



2 Click the button



3 Collaborate on the big screen

*Selected Epson laser products only, alternatively use ELPWP20 for all other HDMI displays.

Document cameras



ELPDC21 Desktop Visualiser

2M pixel camera (1920 x 1080)

Up to 30 frames per second

A3 shooting area

Built-in LED lights

Supports parallel video output and Split screen functionality

1080p images via VGA, HDMI, USB outputs

12x optical/10x digital zoom

Enhanced security with Kensington lock and security bar



ELPDC13 Desktop Visualiser

2M pixel camera (1920 x 1080)

Up to 30 frames per second

A3 shooting area

Built-in LED lights

Supports parallel video output and Split screen functionality

1080p images via VGA, HDMI, USB outputs

16x digital zoom

Enhanced security with Kensington lock and security bar



ELPDC07 Portable Visualiser

2M pixel camera (1920 x 1080)

Up to 30 frames per second

A3 shooting area

Built-in LED lights

USB powered

8x digital zoom

Options



ELPAP10/ELPAP11 Wireless LAN adapter

Upgrade the connectivity of your compatible Epson display solution with this easy-to-install wireless LAN adapter (please check product specifications for compatibility).



ELPCB03 Control and Connection Box

Epson's tailor-made Control and Connection Box is designed to meet the needs of education users. It offers a neat and tidy cable management solution, and is compatible with the Epson education classroom projectors that feature up to 3 x HDMI inputs and an RS232C connection. With large, clearly marked buttons to match those on Epson's projectors, ease of use is assured, allowing presenters to quickly power on and adjust source and volume. Compatible with Epson's 3-in-1 USB Display, the USB signal is also boosted to extend up to 10m.



ELPSP02 External speakers

An optional extra fully compatible with Epson's Control and Connection Box, the ELPSP02 speakers offer powerful 2 x 15W stereo audio support, for perfect clarity even in larger rooms.



ELPSC21 80" Mobile

16:9 screen

80 inch portable screen

16:9 aspect ratio perfect for 1080p gaming and movies

Less than 4kg, with included carry case

Easy set up



ELPSC32 50"

4:3 Desktop screen

50 inch pull out screen

4:3 aspect ratio for presentations - ideal for SVGA and XGA projectors

Quick set up for desktop usage

Perfect for travelling presenters – weighs just 3kg

EB-PU1000 Series lens options

Lens type	Ultra-short-throw	Short throw	Short throw	Wide throw	Mid throw	Mid throw	Mid throw	Mid throw	Long throw
Model name	ELPLX01S/LX01WS V12H004X0A/ V12H004Y0A	ELPLU03S	ELPLU04	ELPLW05	ELPLM08	ELPLM15	ELPLM10	ELPLM11	ELPLL08
Part code		V12H004UA3	V12H004U04	V12H004W05	V12H004M08	V12H004M0F	V12H004M0A	V12H004M0B	V12H004L08
Focus / zoom type	Motorised	Motorised	Motorised	Motorised	Motorised	Motorised	Motorised	Motorised	Motorised
Zoom ratio (optical)	N/A	1.2x	1.2x	1.4x	1.6x	1.6x	1.5x	1.5x	1.4x
Throw ratio									
Aspect ratio									
WUXGA models	16:10, 16:9	0.35:1	0.65 - 0.78:1	1.04 - 1.46:1	1.44 - 2.32:1	2.16 - 3.48:1	3.32 - 5.06:1	4.85 - 7.38:1	7.21 - 10.11:1
			2.0 - 2.26	2.0 - 2.22	1.65 - 2.27	1.8 - 2.51	1.84 - 2.4	1.81 - 2.34	1.8 - 2.45
F number	1.9		2.0 - 2.1						
Focal length	5.8mm	11.1mm - 13.1mm	14.8mm x 17.7mm	17.6mm - 24.3mm	24.0mm - 38.2mm	36mm - 57.4mm	55.4mm - 83.3mm	80.6mm - 121.1mm	119mm - 165.4mm
Screen size range									
All models	100 - 1000 inch	80 - 1000 inch	50 - 1000 inch	50 - 1000 inch	50 - 1000 inch	50 - 1000 inch	50 - 1000 inch	50 - 1000 inch	50 - 1000 inch
Powered lens shift									
WUXGA models	Vertical/Horizontal	+17% / ± 10% max	±67% / ±30% max	±67% / ±30% max	±67% / ±30% max	±67% / ±30% max	±67% / ±30% max	±67% / ±30% max	±67% / ±30% max
Weight		3.5 Kg	2.3 Kg	1.45 Kg	1.2 Kg	1.9 Kg	2.2 Kg	2.2 Kg	2.2 Kg

Epson's lens distance calculator can help you determine the optimal projector distance and screen size, visit www.epson.eu/distancecalculator

EB-PU2000 Series lens options

Lens type	Ultra-short-throw	Short throw	Short throw	Wide throw	Wide throw	Wide throw	Mid throw	Mid throw	Mid throw	Long throw
Model name	ELPLX02S/LX02WS V12H004X0B/ V12H004Y0B	ELPLU03S	ELPLU04	ELPLW05	ELPLW08	ELPLW06	ELPLM15	ELPLM10	ELPLM11	ELPLL08
Part code		V12H004UA3	V12H004U04	V12H004W05	V12H004W08	V12H004W06	V12H004M0F	V12H004M0A	V12H004M0B	V12H004L08
Focus / zoom type	Motorised	Motorised	Motorised	Motorised	Motorised	Motorised	Motorised	Motorised	Motorised	Motorised
Zoom ratio (optical)	N/A	1.2x	1.2x	1.4x	1.4x	1.37x	1.6x	1.5x	1.5x	1.4x
Throw ratio										
Aspect ratio										
WUXGA models	16:10, 16:9	0.35:1	0.48 – 0.57:1	0.64 – 0.77:1	0.77 – 1.07:1	1.19 – 1.62:1	1.57 – 2.56:1	2.42 – 3.71:1	3.54 – 5.41:1	5.27 – 7.41:1
F number		1.9	2.0 – 2.26	2.0 – 2.1	2.0 – 2.22	2.0 – 2.22	1.8 – 2.26	1.8 – 2.35	1.81 – 2.4	1.81 – 2.34
Focal length	8.0mm	11.1mm – 13.1mm	14.8mm – 17.7mm	17.6mm – 24.3mm	19.7mm – 27.5mm	27.3mm – 37.0mm	36mm – 57.4mm	55.4mm – 83.3mm	80.6mm – 121.1mm	119mm – 165.4mm
Screen size range										
All models	100 – 1000 inch	80 – 1000 inch	60 – 1000 inch	60 – 1000 inch	60 – 1000 inch	60 – 1000 inch	60 – 1000 inch	60 – 1000 inch	60 – 1000 inch	60 – 1000 inch
Lens shift										
WUXGA models	+25% / ±15%	±24% / ±10%	±60% / ±18%	±24% / ±10%	±60% / ±18%	±60% / ±18%	±60% / ±18%	±60% / ±18%	±60% / ±18%	±60% / ±18%
Weight	5.0 Kg	2.3 Kg	3.1 Kg	1.45 Kg	3.1 Kg	2.95 Kg	1.9 Kg	2.2 Kg	2.2 Kg	2.2 Kg

Epson's lens distance calculator can help you determine the optimal projector distance and screen size, visit www.epson.eu/distancecalculator

EB-L30000U lens options

Lens type	Ultra-short-throw		Rear projection	Wide throw	Wide throw	Mid throw	Mid throw	Mid throw	Long throw	Long throw
Model name	ELPLX03		ELPLR05	ELPLU05	ELPLW07	ELPLM12	ELPLM13	ELPLM14	ELPLL09	ELPLL10
Part code	V12H004X03		V12H004R05	V12H004U05	V12H004W07	V12H004M12	V12H004M13	V12H004M14	V12H004L09	V12H004L10
Focus / zoom type	Motorised		Motorised	Motorised	Motorised	Motorised	Motorised	Motorised	Motorised	Motorised
Zoom ratio (optical)	N/A		N/A	1.21x	1.37x	1.35x	1.52x	1.50x	1.50x	1.50x
Throw ratio										
Aspect ratio										
WUXGA	16:10, 16:9	0.35:1	0.63:1	0.90 - 1.09:1	1.29 - 1.76:1	1.74 - 2.35:1	2.28 - 3.46:1	3.41 - 5.12:1	4.79 - 7.20:1	6.96 - 10.45:1
F number		2.2	2.2	2.4 - 2.6	2.2 - 2.5	1.9 - 2.1	1.9 - 2.4	1.9 - 2.4	2.1 - 2.5	2.2 - 2.6
Focal length		11.16mm	19.1mm	28.4mm - 34.0mm	40.6mm - 55.2mm	54.7mm - 73.0mm	71.6mm - 107.3mm	104.8mm - 156.9mm	149.7mm - 225.0mm	216.6mm - 326.8mm
Screen size range										
All models		120 - 1000 inch	100 - 1000 inch	100 - 1000 inch	100 - 1000 inch	100 - 1000 inch	100 - 1000 inch	100 - 1000 inch	100 - 1000 inch	100 - 1000 inch
Lens shift										
WUXGA	Vertical/Horizontal	±25% / ±15% max	±15% / ±5% max	±55% / ±25% max	±65% / ±30% max	±65% / ±30% max	±65% / ±30% max	±65% / ±30% max	±55% / ±25% max	±55% / ±25% max
Weight		13 Kg	9.4 Kg	9.7 Kg	9.4 Kg	7.2 Kg	9.5 Kg	9.5 Kg	9.2 Kg	10.5 Kg

Epson's lens distance calculator can help you determine the optimal projector distance and screen size, visit www.epson.eu/distancecalculator

Glossary and features

Look out for additional features that further improve the user experience. Features are specific to particular models – please check individual product specifications for details.

Auto calibration

Epson's interactive projectors offer the ability to automatically calibrate the interactive surface area. With just a couple of clicks an interactive workspace can be calibrated without needing to perform a lengthy manual process.

Auto lamp dimming

This feature automatically adjusts the brightness of the projector according to either the ambient light conditions or the content of the projected image.

Auto screen fit

This feature allows a projector to be roughly set up in front of a framed screen, and with a simple press of the 'Screen Fit' button, the image is aligned perfectly to the screen borders for quick and easy set up.

Colour calibration

Keep images consistent and maintenance to a minimum using the built-in camera. The camera detects image colours that have become uneven over time, detects subtle inconsistencies between multiple projectors and enables automatic colour correction.

Constant brightness mode

The constant brightness mode maintains the projector's brightness at a specified level for up to 97,000 hours, helping to ensure the longevity of the light source.

Contrast ratio

The degree of difference between the lightest and darkest areas of the projected image. A high contrast ratio is particularly important for home cinema projectors.

Copy OSD settings

A feature that allows the cloning of the projectors OSD menu settings like user logo and colour mode via a USB thumb drive or USB-B cable, to transfer to other compatible projectors in the environment.

Curved surface and corner wall correction

Enhanced geometric correction capability allowing large images to be wrapped around curved surfaces or corners, creating engaging displays in innovative spaces.

Detail enhancement

Improve perceived detail with processing that enhances the contrast and texture of content.

DICOM simulation

This dedicated colour mode is designed to show off the best greyscale range – perfect for viewing medical images such as X-rays (cannot be used for diagnostic purposes).

Edge blending

Built-in ability to use multiple projectors vertically or horizontally for one giant image. Edge blending manages the overlaps between projectors to produce seamless large scale images.

Focus help

An easy to use built-in test pattern that enables the focus to be perfectly adjusted in seconds.

Frame interpolation

Video processing technology that inserts additional frames between the original ones to produce a smoother and sharper playback – particularly important for fast-moving action sequences in high definition movie content.

High dynamic range (HDR)

HDR presents the optimal visual experience by increasing the contrast ratio to deliver a far greater range between the darkest and lightest areas of the screen. It gives images more depth and allows you to see incredible detail that's previously not been possible. It enriches colours making images feel more natural yet intense, and ultimately, more immersive.

Keystone correction

A digital image adjustment used to realign the image when projected at an angle to the screen, producing a rectangular image rather than a 'keystone' shape. On some models this is available for horizontal correction as well as vertical, while more advanced models have the ability to make these corrections automatically.

Lens position memory

Specific lens positions can be stored in the projector memory, including lens shift positions, focus and projection sizes, allowing you to quickly adjust the projector depending on the aspect ratio of the content.

Lens shift

A feature of high-end products, this is a physical adjustment of the lens position to allow an image to be moved horizontally or vertically with no loss of image quality, perfect for easy installation.

MHL	Mobile High-Definition Link is a connectivity technology that enables you to easily share your content directly from a compatible smartphone or tablet and is capable of charging the device at the same time.
Multi location interactivity	This feature allows up to four projectors to be connected using iProjection for PCs, with content and interactivity shared across all users. This means that people in different locations can collaborate on the same content remotely.
PC-free presentation	Display files from USB memory without the need for a laptop and cables. Compatible file formats vary by projector.
Picture-in-picture	Display one source in full screen, whilst showing a secondary source as a smaller inset picture.
Point and arc correction	Geometric correction that enables small corrections to be made for screens that are uneven in places or slightly curved – perfect for large scale installations.
Portrait projection	Allows projection of portrait orientated images by placing the projector on its side (please note, a different lamp set may be required for this feature).
QR code function	Display an on-screen QR code to easily connect wirelessly via iProjection.
Real time keystone correction	Keeps the image perfectly aligned by constantly monitoring the projector's positioning and maintaining a rectangular image in real time.
Resolution and aspect ratio	The native resolution is the number of distinct pixels in each dimension that can be displayed. This is stated as the number of columns and rows of pixels creating the display e.g. 1920 x 1080 (1080p). The greater the resolution, the greater the detail and sharpness of the projected image. The ratio of horizontal to vertical lines also gives the native aspect ratio. In this instance 1920 x 1080 equates to a native aspect ratio of 16:9. It is best to match the input signal resolution to the projector's output resolution where possible to achieve the best image.

Schedule function

Built-in schedule management that allows timer setting of many projector functions, without the need to be connected to a PC or network – perfect for events and staging.

Screen Mirroring (Miracast)

Easy wireless transmission of Full HD (1080p) video and sound from compatible smartphones, tablets or PCs.

Screen sharing

Content can be shared between displays on the same network, promoting higher engagement and collaboration without the need for additional software.

Up to four projectors can be connected, with everyone viewing the content at the same time as other Epson displays (selected models only).

Split screen

This feature enables content from two different sources to be played simultaneously, with one image larger than the other or both of equal size.

Super resolution

Image processing that upscales standard definition content to produce a sharper and more detailed output image.

Throw ratio

The projection distance divided by the width of the projected image. A smaller throw ratio will enable large projection sizes from a shorter distance. The range of throw ratios for any given projector will also depend on the range of its zoom capability.

USB display

3-in-1 USB display enables simple plug-and-play capability. One USB cable can be used for image, audio and control. This saves time when making a connection, as the computer image should automatically be displayed, and prevents the need for multiple cables.

Warranty

To ensure customer satisfaction and complete peace of mind, Epson boast a market leading service organisation. All business and home cinema projectors in this guide are covered by a minimum of two years hardware and one year lamp warranty. For exact details of each model and to see options for warranty extension please visit www.epson.co.za/warranty

Web-based control (with smart device support)

Use a computer web browser or smart device to adjust projector settings. The newly designed OSD Control Pad function allows control of the OSD menu and shows a representation of the lens-shift range that is available.

For further information please contact your local
Epson office or visit www.epson.eu/contact-us

Algeria	+213 770 938 617
Austria	01 253 49 78 333
Belgium	+32 (0)2 792 04 47
Czech	+420 246 037 281
Denmark	44 50 85 85
East Africa	(+254) 734 354 075
Finland	0201 552 091
France	09 74 75 04 04 (Cost of local call, operator charges may apply)
Germany	+49 (0) 2159/92 79 500
Greece	(0030) 211 198 62 12
Hungary	06800 147 83
Ireland	01 436 7742
Israel	(+972)-3-5751833
Italy	02-660321 10 (0,12 €/min)
Luxembourg	+352 27860692
Middle East	+9714 2677638
Morocco	+212 520 134 040
Netherlands	+31 (0)20 708 5099
Norway	+47 67 11 37 00
Poland	+48 22 295 37 25 (0,16 zł/min)
Portugal	707 222 111
Romania	0040 214025024
Russia	(095) 777-03-55
Slovakia	+421 232 786 682
Southern Africa	+27 (0) 10 109 5320
Spain	93 582 15 00
Sweden	+46 8 5051 3701 (Mobilsamtal – 0,99 kr/min, Lokala samtal – 0,30 kr/min, Utlandssamtal – 0,89 kr/min)
Switzerland	022 592 7923
Tunisia	+216 9811 5564
Turkey	(0212) 3360303
United Kingdom	0871 42 37766 (+10p per minute plus network extras)
West Africa	(+234)8020727843



Trademarks and registered trademarks are the property of Seiko Epson Corporation or their respective owners. Product information is subject to change without prior notice.

¹ 2001 to 2020, 500-lumen and above, excluding screenless TVs, Futuresource Consulting – Quarterly Projector Market Insights – Worldwide Analyzer CY20Q4.

² Colour brightness (colour light output) in brightest mode, measured by a third-party lab in accordance with IDMS 15.4. Colour brightness will vary depending on usage conditions. Top-selling Epson 3LCD projectors versus top-selling 1-chip DLP projectors based on NPD sales data for October 2019 through September 2020.

³ Depending on product, please check specifications on pages 10-33.

⁴ Epson achieved certification by TCO Certified for selected families of projectors. TCO Certified is the world's most comprehensive sustainability certification for IT products, which must meet life cycle criteria for social and environmental sustainability. For more information, please visit <https://tcocertified.com>.

⁵ 4K Enhancement Technology shifts each pixel diagonally to double Full HD resolution. Resolution is Full HD in 3D Mode.

⁶ Google Search function is worldwide. Google Search cannot communicate the Smart solution with Google Home. Google Assistant is not available in certain languages and countries.

⁷ Casting optimised for selected services only. Streaming quality for other content may vary. Supported operating systems and devices: Android 2.3 and higher iOS® 7 and higher, Windows® 7 and higher, Mac OS® 7 and higher and Chrome OS (version 38 or higher).

EPSON®