

SureColor SC-F10000

Built for performance
Designed for reliability



EPSON[®]
EXCEED YOUR VISION

Raise productivity standards with industrial-level dye sublimation printing

Introducing the SureColor SC-F10000 76-inch dye-sublimation printer; the result of many years' design, development and refinement, the SC-F10000 is built for consistency, reliability and high-quality throughput.

Developed primarily for fast, high-volume printing, it meets your needs across a range of applications: fashion, sportswear, home furnishings and soft signage, to name just a few.

Able to print up to 255m²/hr, the SC-F10000 exceeds expectations when it comes to high speed printing, thanks to the PrecisionCore MicroTFP printhead and a newly designed, highly efficient dryer. Also, with the Bulk Ink Solution (up to 10-litre ink packs) and 'hot-swap' function, productivity is extended.





With the latest PrecisionCore MicroTFP printhead, this large format printer delivers consistent, high-quality performance thanks to Epson's experience – not only in dye-sublimation – but in professional photography, signage and direct-to-garment (DTG) printing.



Epson Precision Dot Technology built in

12,800 nozzles across 4 printheads

Signal light to clearly indicate the printer's status

Clear, user-friendly operation with an intuitive 9-inch user interface

Accurate take-up

4L waste bottle with weight sensor to detect when "near full" level is reached


Improved drying at speed with a highly efficient dryer

Deliver remarkable levels of quality and consistency

Every component in the SC-F10000 has been specially designed, not only to enhance the user's experience, but to help you increase output, improve efficiency and lower costs.

High quality you can depend on


The large PrecisionCore MicroTFP printhead features 12,800 nozzles and combines 4 heads. Its 4.7-inch width ensures a larger printing surface. And, with Epson Precision Dot Technology built in, the SC-F10000 blends three dedicated technologies – Halftone, LUT and Micro Weave – to deliver a superior print finish.



Precision Dot Technology

High speed drying abilities

Your success often depends on speed. That's why this printer features a dryer that eliminates unwanted ink transfer. The media surface temperature is efficiently controlled through heaters both on the front and the back of the media. This results in the elimination of wrinkling, traditionally caused by insufficient drying.



Dryer



Hot-swap function

Ink supplies that keep you running for longer

High productivity requires continuous operation when you need it. The SC-F10000 benefits from our Bulk Ink Solution, giving you full flexibility with dual 3-litre or 10-litre CMYK ink packs, or a mixture of both sizes. The system is supported by Epson's 'hot-swap' function, that's designed to keep you running without interruption. Although the machine will switch ink over automatically, when you need to change the ink supplies you will be notified by the ink box. When new ink is required, the connection to the supply is easy to detach and reattach, making reloading simple and quick.

Clear, user-friendly operation

On our 9-inch LCD touch panel you'll find all the information and control you need, right at your fingertips. A progress bar gives you everything you need to know about the job and the time remaining, while other facts and figures, such as temperature and humidity in the operating environment are also available, along with critical information about supplies and parts consumption.

Easy media set

An integrated media loader to both in-feed and out-feed, as well as a simple media path, ensures setting media is easy. Add Epson's synchronised media feeding and take-up operation can be performed with one switch, making this task effortless too.

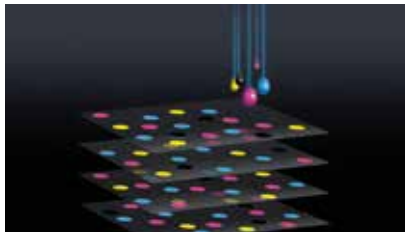
Technology designed to master high productivity

Achieve outstanding productivity with our fine-tuned technologies to drive your business.

Set your next job in motion and let Epson's renowned reliability take the strain. With a variety of controls in place to ensure accuracy, maintain media feed and make small adjustments automatically, exactly when needed, large and urgent production runs become significantly less stressful. Whatever the job, Epson can handle it.

Impressive levels of accuracy

Thanks to our multi-layer Halftone, dot placement error is not a concern. The reprographic technique works by building multiple layers of halftone, resulting in a significant reduction in graininess.



Multiple layers of halftone

Automatic adjustments for peace-of-mind


With Epson's auto-adjustment technology, the printer itself ensures everything is running smoothly. For on-going monitoring, a highly accurate RGB camera on the printhead reads the printed pattern, enabling Epson's software to apply any required adjustments.



RGB camera

Stable feeding, whatever the media

Consistent, high-quality printing is the result of high media feeding accuracy. Advanced Auto Tension Control (Ad-ATC) delivers stable feeding, thanks to synchronisation of the feed motor and roll drive motor. This minimises negative effects caused by variations in media weight, roll core shape, diameter or media tackiness.



Auto Tension Control

Compact and robust design

We appreciate that industrial space comes at a premium, so the footprint of the new SC-F10000 is almost half that of some competitors' printers. The metal outer panel ensures it's robust enough to work in the toughest industrial environments.

Rely on Epson every step of the way

Epson offers the complete solution – printer, inks, media, software and support – so everything is designed to work in perfect harmony. Not only does that ensure compatibility across the entire printing process, but it means you get Epson expertise from start to high-quality finish.

A variety of EMX files

Epson connectedness extends from your factory floor to the cloud. With dashboard support, there's a choice of EMX files to help select the correct profiles and machine settings so that you can achieve the best possible quality, again and again.

Epson Edge Print Software

Epson Edge Print software is included as standard, with the SureColor SC-F10000. This easy-to-use, yet feature-rich software provides a complete solution and gives you the opportunity to speed up printing and increase high-quality production.

Calculate the value of each print

Work in harmony with the LFP Accounting tool to help you calculate the cost of each print, based on ink and paper consumption. This gives you better visibility and the ability to plan each job effectively.

Accurate colour

Driven by an Adobe print engine, with its own dedicated ICC profile (Epson Wide CYMK), the SC-F10000 offers a wide colour gamut for the reproduction of exceptional colour.

Step and repeat

Combine designs quickly and easily to build seamless patterns covering the desired size or full width of your media and with the ability to offset either horizontally or vertically.

Managing the workload

With Epson Edge Dashboard's intuitive, user-friendly interface and remote monitoring, it's easy to manage up to ten printers to optimise productivity.

Monitor production levels in real time

Review the status of your printers on smart devices or your PC via the Production Monitor. With clear graphics, you'll be able to easily analyse productivity and receive clear operational updates every day, to support high productivity and efficiency.



Printhead configuration	PrecisionCore MicroTFP Printhead 1,600 nozzles x 2 lines x 4 heads
Maximum print speed (1.1 pass 300 x 600 dpi ¹)	255.1m ² /hr
2.1 pass print speed (2.1 pass 600 x 600 dpi ²)	150.3m ² /hr
4.3 pass print speed (4.3 pass 600 x 600 dpi ²)	74.8m ² /hr
Max print resolution	1,200 x 1,200 dpi (With 300 x 300 dpi 16 Half Tone layers)
Max. media width	1,950 mm
Roll outer diameter	250 mm
Reel outer diameter	250 mm
Max. roll weight	60 Kg
Number of inks	2 x 4 colours (C,M,Y,K)
Ink capacity	3L or 10L
Dimensions	4,607 x 1,303 x 1,886 mm (Width x Depth x Height)
Weight (without ink)	736 Kg
Control panel	9.0 inch Touch Panel
Voltage	AC 200-240V x 2
Connectivity	USB 3.0 : 1000Base-T
Software	Epson Edge Print

Ink	
UltraChrome DS High Density Black (10ltr)	C13T43H140
UltraChrome DS Cyan (10ltr)	C13T43H240
UltraChrome DS Magenta (10ltr)	C13T43H340
UltraChrome DS Yellow (10ltr)	C13T43H440
UltraChrome DS High Density Black (3ltr)	C13T43B140
UltraChrome DS Cyan (3ltr)	C13T43B240
UltraChrome DS Magenta (3ltr)	C13T43B340
UltraChrome DS Yellow (3ltr)	C13T43B440

Consumables	
Waste ink bottle	C13S210071
Wiper Roll	C13S210065
Cleaning Kit	C13S210103

Options	
Take Up Media Holder	C12C933881
Take In Media Holder	C12C933901
Media Cleaner Brush	C12C936031
Presser Roller Spacer	C12C936041

Warranty	
1yr Onsite Service	CP01OSSECF84
1yr Onsite self repair Service with Customer replaceable heads	CP01OSCRCF84
3yr Onsite self repair Service with Customer replaceable heads	CP03OSCRCF84
5yr Onsite self repair Service with Customer replaceable heads	CP05OSCRCF84



1. With 300 x 300 dpi 2 Half Tone layers
2. With 300 x 300 dpi 4 Half Tone layers

This printer has replacement maintenance parts, including printheads and the lifetime information can be found via the Epson support desk: www.epson-middleeast.com/support

Epson Middle East
P.O. Box 371567, Dubai
United Arab Emirates
Telephone: +9714 2677638
www.epson.eu/contact-us



Trademarks and registered trademarks are the property of Seiko Epson Corporation or their respective owners. Product information is subject to change without prior notice.