

Monna Lisa 18000

# Next generation productivity with double black inks



**EPSON®**

# Elevate your production capabilities and drive your business forward

Designed to deliver unparalleled performance, the printer is equipped with 18 PrecisionCore printheads and double black inks, offering the perfect combination of speed, productivity, and superior image quality. With its ability to enhance black density at high printing speeds, the ML-18000 ensures your designs stand out with striking clarity and depth.

## Boost your productivity with enhanced black density

The ML-18000 features 18 of Epson's latest 4.73-inch high-density PrecisionCore Micro TFP printheads, allowing it to deliver exceptional productivity (252 sqm/h, 600 x 600dpi, 2 pass) without compromising on quality.


Print mode	sqm/hr
300 x 600dpi 1 pass* <sup>1</sup>	450
600 x 600dpi 2 pass* <sup>2</sup>	252
900 x 600dpi 3pass* <sup>3</sup>	163



The innovative double black ink technology delivers rich, deep black tones even at high printing speeds, perfect for applications in fashion, interior design, and more. The ML-18000 uses a higher percentage of black ink than the ML-16000, thereby improving the OD value and reducing the increase in ink usage.

This printer enables you to achieve outstanding results with every print, keeping you ahead of the competition.

<b>ML-16000</b>	BK: 100% Black OD: 1.40*	<b>ML-18000</b>	BK: 100% Black OD: 1.40*
-----------------	-----------------------------	-----------------	-----------------------------

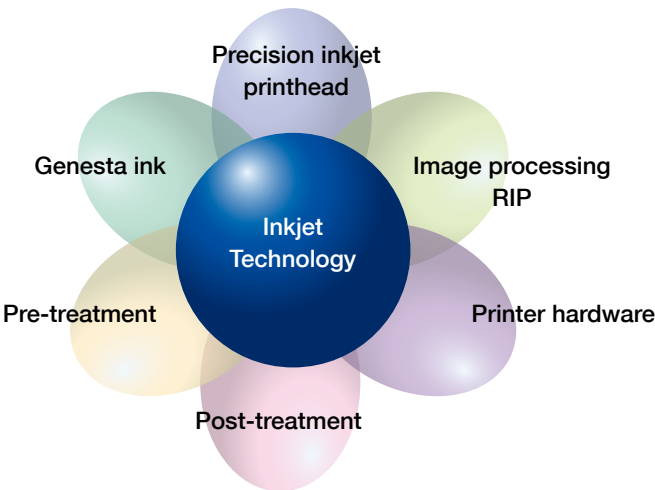


Reactive ink, Cotton 100%, Epson Edge Print PRO X2, 600x6000dpi / 2 pass  
Pre-treatment: PREGEN R800B, Post-treatment: steam/washing

\*The OD values are the result of Epson's internal evaluation and vary depending on fabric and printing conditions.

## Comprehensive solutions for textile

The printheads, printer, ink, and software are all developed and manufactured by Epson for optimum quality with maximum reliability and one-stop service.



# Reduce your environmental footprint and drive sustainable growth

Built-in water recycling unit reduces environmental impact by conserving water, making it a smart choice for sustainable production.

## Reduced water usage by water recycling unit

The textile industry is responsible for approximately 20% of industrial wastewater worldwide\*<sup>1</sup>.

Inkjet printing reduces industrial wastewater and chemical waste because the process is simpler than conventional automatic screen printing. Plus, its built-in water recycling unit conserves valuable water resources by filtering and recycling the water used for belt cleaning. The compact water recycling unit features a small footprint, allowing it to connect to the ML-18000 without disrupting printer setup or existing workflows. A built-in sensor continuously monitors the level of water contamination, ensuring maximum recycling efficiency in compliance with local wastewater drainage regulations.\*<sup>2</sup>



## Produce on demand

It is estimated that 35% of all materials in the textile supply chain end up as waste.\*<sup>3</sup> Print just the right amount, on-demand to reduce dead stock and manage excess inventory.



## Environmentally friendly GENESTA inks

Epson GENESTA Reactive ink is ECO PASSPORT certified to meet globally recognised standards for environmentally friendly textile printing, and GOTS approved by ECOCERT.\*<sup>4</sup>.

Direct-to-fabric (DTF) printing offers several advantages over conventional automatic screen printing

## Faster turnaround

With fewer steps involved in the printing process, DTF printing can offer quicker turnaround times.

## Customisation and short runs

DTF printing is perfect for producing unique, customised designs. Whether it's a one-off piece or a small batch, DTF allows for high-quality prints without the need for extensive setup.

## Colour and detail

One of the standout features of DTF printing is its ability to produce vibrant colours and intricate details. Unlike screen printing, which requires a separate screen for each colour, DTF can handle complex, multi-coloured designs, this results in sharper images and more accurate colour reproduction.

\*<sup>1</sup> World Bank, 2019 How Much Do Our Wardrobes Cost to the Environment?

\*<sup>2</sup> Costs and compliance with local wastewater drainage regulations will vary according to print volume and the locale in which the printer and water recycling unit are used.

\*<sup>3</sup> National Library of Medicine, USA. <https://www.ncbi.nlm.nih.gov/pmc/articles/PMC9983045/>

\*<sup>4</sup> Genesta RE-N Reactive inks: except one of Grey (Grey RE-N).



# Maximise your printing potential

## High productivity

18 PrecisionCore MicroTFP printheads  
Double black ink technology  
252sqm/h (600 x 600dpi, 2 pass)\*  
Symmetrical colour alignment

## High print quality

Epson precision dot technology  
Multi-layer halftone technology  
Accurate belt position control technology

## Easy operation

Water recycling unit  
Dual 10L high-capacity ink cartridges  
10.1-inch LCD touch panel



## Stable operation

Nozzle verification technology  
Auto nozzle cleaning by fabric wiper  
Production monitor with Epson Cloud Solution PORT  
(PC and Mobile)  
Fluff blower system  
Ink mist extraction system  
Dual head-strike sensors

## Textile software

Epson Edge Print PRO X  
Epson's colour management system

## Textile software

Local sales/service/support  
Remote service with Epson remote monitoring system  
High-accuracy head alignment technology (easy head replacement)  
Auto calibration with built-in RGB camera



# Advance your digital fabric printing with Epson technology

The result of many years of design, development and refinement, ML-18000 is built for consistency, reliability and high print quality.


## Epson precision dot technology for world-renowned image quality

Epson precision dot technologies include Microweave and lookup table (LUT) technologies that reduce banding and graininess, and new, advanced Multi-layer halftone technology randomises the Halftone dot pattern to reduce image degradation caused by dot misalignment.




## Symmetrical colour alignment and accurate belt position control technology

The ML-18000 features symmetrical colour alignment for consistent colour overlap order during high-speed bidirectional printing, and accurate belt position control technology for precise fabric feeding.



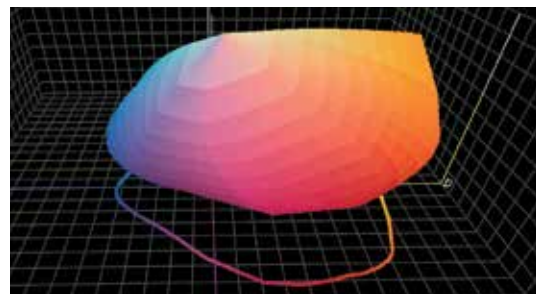
## Dynamic alignment stabiliser technology for uniform dot density

Dynamic alignment stabiliser technology ensures stable print quality by controlling waveforms on printhead chip to achieve higher dot placement accuracy and more uniform dot density on each pass.



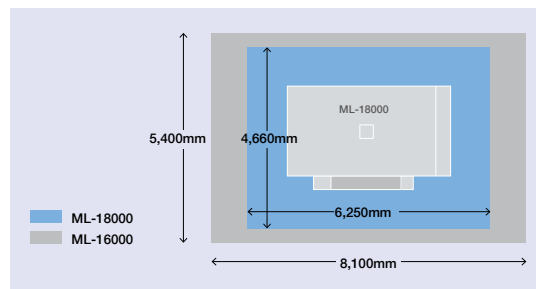
## Wide colour gamut for high-quality printing with fine details

The wide colour gamut enables the creation of vivid designs. Colour gradations, small texts, fine details, and complex geometric patterns can be printed with high image quality.



## Smaller installation space

ML-18000 has a 33% smaller working area in comparison to the conventional ML-16000.

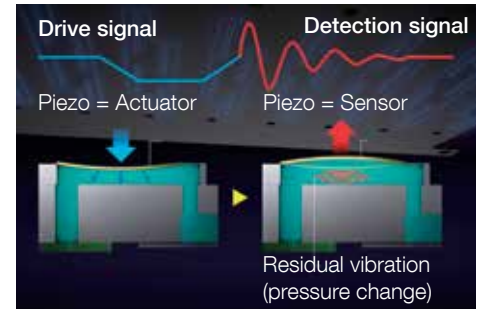


# Enhance reliability and simplify operation with purpose-built technology

Technologies to minimise customer downtime and ensure stable operation.


## Nozzle verification technology and advanced cleaning mechanisms

Nozzle verification technology detects missing dots that indicate nozzle clogging, and adjusts ink delivery to maintain image quality and reduce printing errors. A fluff blower system removes fluff from the fabric surface before it enters the printing area, and an ink mist extraction system helps reduce nozzle clogging problems.




## Auto nozzle cleaning by fabric wiper reduces daily manual maintenance work

An easy-to-replace cloth wiper roll continuously wipes the printhead nozzles clean to remove dust that can cause nozzle clogging.



## High-accuracy head alignment technology and built-in RGB camera for easy printhead replacement

High-precision positioning pins and holes on the printhead and carriage enable to replace printheads quickly. To minimise downtime after printhead replacement, a built-in RGB camera automatically analyses reference patterns and recalibrates printer settings to prevent dot misalignment, banding, and colour shift.



## Hot-swappable ink supply for uninterrupted production

Dual 10-litre high-capacity ink cartridges are hot-swappable, enabling continuous printing.



## 10.1-inch LCD touch panel for at-a-glance operating ease

In addition to displaying the current printer status and operating instructions, the convenient touch panel also shows information about ink and fabric, temperature and humidity, platen gap, and regular maintenance procedures.





# Rely on Epson innovation every step of the way

Epson service, support and software create an enhanced and comprehensive digital fabric printing solution.

## Epson Edge Print PRO X RIP software (Option) maximises performance

Epson Edge Print PRO X is designed to maximise the performance of PrecisionCore MicroTFP printheads and GENESTA inks. It is easy to use with an intuitive interface. Epson Edge Print PRO X series software supports Adobe PDF Print Engine (APPE) - the industry's leading technology and new 16-bit rendering. The feature-rich software includes step and repeat, hot folders, print cost analysis tool and colour adjustment for matching spot colours. The user interface is offered in 13 languages.

## Remote monitoring platform for production printers

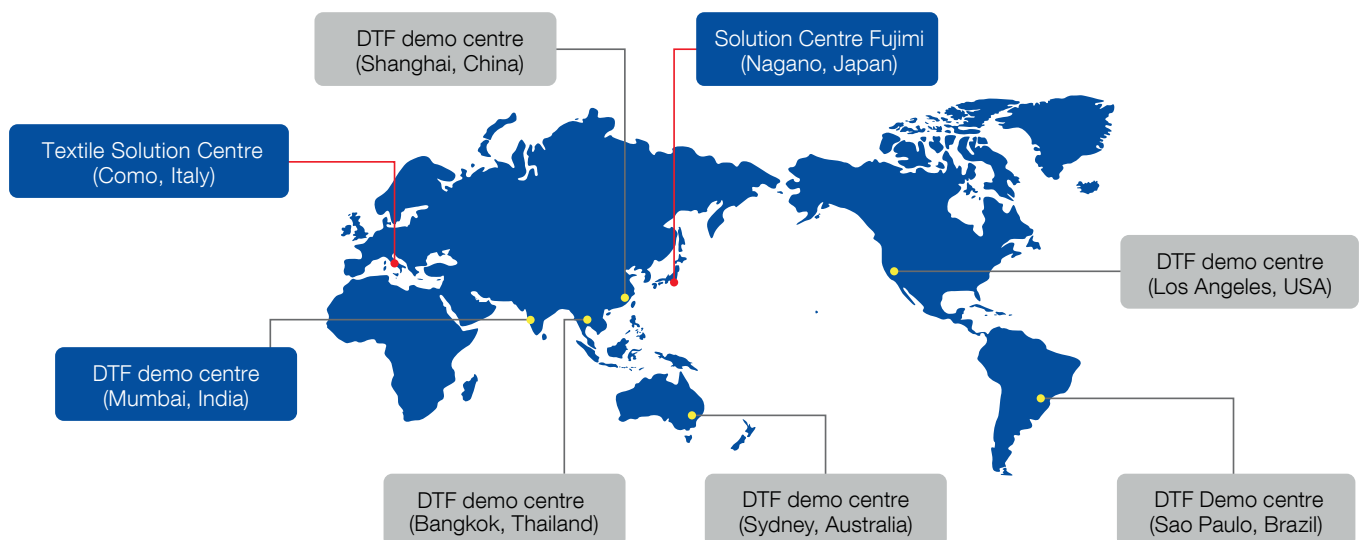
Take control of your printer fleet and achieve next-level productivity with Epson Cloud Solution PORT - a breakthrough platform for easy remote monitoring of Epson production printers. Designed with simplicity and security in mind, the Epson Cloud Solution PORT provides a live view of your printer fleet production\*1, equipment utilisation, and service information to better manage efficiency and optimise your Epson printing workflow.

\*1 All features of this system require an active internet connection and use of a supported browser.



## Rely on local Epson offices around the globe

Epson has sales offices, demo/solution centers and local service teams around the globe to support customers.



## Technical specifications

Model		ML-18000
Print	Printing technology	PrecisionCore inkjet technology
	Number of printheads	18
	Number of colours	8
	Maximum print resolution	1,200 x 1,200dpi
	Gradation process	Variable-sized droplet technology
	Max print width (mm)	1,850
	Max fabric width (inch)	72.8-inch
	Max fabric thickness (mm)	5.0
Ink	GENESTA Reactive Ink	Black, Cyan, Magenta, Yellow, Grey, Red, Blue, Orange, Crimson
	Ink capacity	10-litres
Print speed (square)*1	Maximum printing speed (m²/h)	450 (300 x 600dpi, 1 pass) *1
	Typical printing speed 1 (m²/h)	252 (600 x 600dpi, 2 pass) *2
	Typical printing speed 2 (m²/h)	162 (900 x 600dpi, 3 pass) *3
Print speed (linear)*1	Maximum printing speed (lmt/h)	300 (300 x 600dpi, 1 pass) *1
	Typical printing speed 1 (lmt/h)	168 (600 x 600dpi, 2 pass) *2
	Typical printing speed 2 (lmt/h)	108 (900 x 600dpi, 3 pass) *3
Fabric handling	Fabric drive	Conveyor belt with thermoplastic adhesive
	Belt washing	Automatic
Standard feeder	Fabric roll diameter (mm)	400
	Fabric roll weight (kg)	100
	Fabric roll diameter (inch)	2-inch or 3-inch
	Fabric core diameter (inch)	15.7-inch (2-inch or 3-inch shaft)
Environmental characteristics	Temperature (C)	Operating: 20°C — 35°C, recommended: 22°C — 28°C
	Temperature (F)	Operating: 68°F — 95°F, Recommended: 72°F — 82°F
	Humidity	Operating: 40 — 60%RH (no condensation)
Dimensions	Printer (mm)	4,200(W) x 2,660(D) x 1,830(H)
	Ink rack (mm)	550(W) x 1,990(D) x 1,450(H)
	Printer (inch)	165(W) x 105(D) x 72(H)
	Ink rack (inch)	22(W) x 78(D) x 57(H)
Weight (kg)	Printer (kg)	Approx. 2,190 (Ink not included)
	Ink rack (kg)	Approx. 160 (not including ink)
Electrical	Voltage	380 – 415V, 3phase+Neutral+Earth, 50 Hz/ 60 Hz
	Rated current	14A
	Power consumption (operating)	2.6kw
Certifications	Safety/Electromagnetic	EU, EFTA countries, UK: Machinery Directive, EMC Directive (CE/UKCA)
Network	Transmission speed	USB 3.0 (for printing)
		Ethernet 1000BASE-T (for data communication except printing)
Software	RIP software	Epson Edge Print PRO X2 (Option), Epson Edge Print PRO X WF (Option)


Printing width: 1500mm, printing mode: Bidirectional. Printing speeds vary depending on such factors as image printed, firmware version, operating state of PC and print settings.

\*1: With 300 x 300dpi 2 half tone layers

\*2: With 300 x 300dpi 4 half tone layers

\*3: With 300 x 300dpi 6 half tone layers

### ML-18000 working area dimensions



Pictures in this document are shown for illustrative purposes only.

\* Warranty offers are not available for all countries. Please contact your local Epson representative.

For further information please contact your local Epson office or visit [www.epson.eu/contact-us](http://www.epson.eu/contact-us)

Austria 01 253 49 78 333 Belgium +32 (0)2 792 04 47 Czech +420 246 037 281 Denmark 44 50 85 85 Finland 09-3158 3267  
 France 09 74 75 04 04 (Cost of local call, operator charges may apply) Germany +49 (0) 2159/92 79 500 Greece (0030) 211 198 62 12  
 Hungary 06800 147 83 Ireland 01 436 7742 Italy 02-660321 10 (0,12 €/min) Luxembourg +352 27860692 Netherlands +31 (0)20 708 5099  
 Norway +47 67 11 37 00 Poland +48 22 295 37 25 (0,16 zł/min) Portugal 707 222 111 Romania 0040 214025024 Slovakia +421 232 786 682  
 Spain 935 821 500 Sweden +46 8 5051 3701 (Mobilsamtal – 0,99 kr/min, Lokala samtal – 0,30 kr/min, Utlandssamtal – 0,89 kr/min)  
 Switzerland 022 592 7923 United Kingdom 0871 42 37766 (+10p per minute plus network extras)

Trademarks and registered trademarks are the property of Seiko Epson Corporation or their respective owners.  
 Adobe is either registered trademarks or trademarks of Adobe in the United States and/or other countries.  
 Product information is subject to change without prior notice.



**PRECISIONCORE**  
PRINTHEAD



Please recycle  
responsibly

**EPSON®**